

# Framework for Learning from Home – Year 1 Week 5

## 一年级在家学习大纲---第三学期第五周

以下作业，你有可能须要父母的协助才能完成。请展示父母你完成的作业。

You will need help from a parent/carer. Show each completed activity to your parents so they can check it and/or help you post it on Seesaw.

	Monday 9 <sup>th</sup> August 2021 星期一八月九日 2021	Tuesday 10 <sup>th</sup> August 2021 星期二八月十日 2021	Wednesday 11 <sup>th</sup> August 2021 星期三八月十一日 2021	Thursday 12 <sup>th</sup> August 2021 星期四八月十二日 2021	Friday 13 <sup>th</sup> August 2021 星期五八月十三日 2021
<b>Task</b>	Take lots of breaks today! 今天多休息一下!	Take lots of breaks today! 今天多休息一下!	Take lots of breaks today! 今天多休息一下!	Take lots of breaks today! 今天多休息一下!	Take lots of breaks today! 今天多休息一下!
<b>Session 1</b> 第一节	<p><b>English 英语</b></p> <p><b>Sound Waves 音波</b></p> <p>Go to <u>Unit 23</u> on <a href="http://www.soundwaveskids.com.au">www.soundwaveskids.com.au</a> This week's sound is "ir, ur, or, er". Click on the <i>Sound Info Kit</i>. Listen to the chant and do the actions.</p> <p>Click on <i>List Words</i>, read your "ir, ur, or, er" words and write them on a piece of paper. 本周的声音是"呃，你的，或者呃"。单击声音信息套件。听吟唱，做动作。单击列表单词，读取"ir、您的或呃"单词，并将</p>	<p><b>English 英语</b></p> <p><b>Sound Waves 音波</b></p> <p>Practise your "ir, ur, or, er" List Words by writing a sentence for 8 of your words using adjectives, verbs and adverbs.</p> <p>Explore the sound and play the <i>Grapheme Sort</i> game on <a href="http://www.soundwaveskids.com.au">www.soundwaveskids.com.au</a> 使用形容詞、動詞和副詞為 8 個單詞寫一個句子，練習"ir、您的或呃"列表單詞。探索聲音，並在 <a href="http://www.soundwaveskids.com.au">www.soundwaveskids.com.au</a></p>	<p><b>English 英语</b></p> <p><b>Reading 阅读</b></p> <p>Listen to Mr Philpott read <i>The Pigeon Has To Go To School</i> by Mo Willems on Seesaw. After reading the story, retell what happened at the beginning, middle and end. (If you do not have a device, choose a book to read aloud with a parent/carer.) 听菲尔波特先生在跷跷板上读莫·威廉斯的《鸽子必须上学》。读完这个故事后，复述一下开始、中间和结尾发生的事情。（如果您没有设备，请</p>	<p><b>English 英语</b></p> <p><b>Sound Waves 音波</b></p> <p>Complete the "ir, ur, or, er" Student Activity page (page 50) by going to the Sound Waves website and clicking 'Student Activity Pages' or using the tools on Seesaw or filling it in below. 通过访问声波网站并单击"学生活动页面"或使用 Seesaw 上的工具或在学生活动页面（第 50 页）完成 ir ur,er,的课业。</p>	<p><b>English 英语</b></p> <p><b>Sound Waves 音波</b></p> <p>Complete the "ir, ur, or, er" Student Activity page (page 51) by going to the Sound Waves website and clicking 'Student Activity Pages' or using the tools on Seesaw or filling it in below. 通過訪問聲波網站並按學生活動頁面或使用 Seesaw 上的工具或在學生活動頁，完成"ir、ur, er 的课业（学生活动页面第 51 頁）。</p>

Monday 9<sup>th</sup> August 2021

星期一八月九日 2021

它们写在一张纸上。

Explore the sound further by clicking on the *Segmenting Tool*. Use this tool to work out how many sounds are in each word.

点击分段工具进一步探索声音。使用此工具计算出每个单词中有多少声音。

### Reading 读

Choose a Picture book or a levelled book to read aloud from [www.in2era.com.au](http://www.in2era.com.au) or from your home with a parent/carer and answer these questions.

- What was this book about? Who was your favourite character and why? 選擇一本圖畫書或從 [www.in2era.com.au](http://www.in2era.com.au) 选一本等級相同的書，或從 或家中选一本书與家長/照顧者一起大聲朗讀，並回答這些問題。這本書是關於什麼的？你最喜歡的角色是誰，為什麼？

Tuesday 10<sup>th</sup> August 2021

星期二八月十日 2021

[au 上播放石墨排序遊戲](#)

### Reading 读

Choose a Picture book or a levelled book to read aloud from [www.in2era.com.au](http://www.in2era.com.au) or from your home with a parent/carer. Before reading the book, talk about what you think is going to happen by looking at the pictures.

選擇一本圖畫書或從 [www.in2era.com.au](http://www.in2era.com.au) 选一本等級一樣的書，或從 家中选一本书與父母/照顧者一起大聲朗讀。在看這本書之前，先通過看圖片來談談你認為會發生什麼

### Writing: 写 Mrs Papadoplous' Writing Lesson Mrs P.的写作课

Have a look at the PowerPoint Presentation on Persuasive Writing. After viewing the presentation, you will need to decide whether Summer is better than Winter. Once you have

Wednesday 11<sup>th</sup> August 2021 星期三八月十一日

选择一本书与家长/照顾者一起大声朗读。

### Writing

Yesterday you learnt about persuasive writing and what an opinion and reason is. Now that you have read *The Pigeon Has To Go To School*, think of two or three reasons why the pigeon SHOULD go to school and write your opinion and reasons in three or four persuasive sentences. Your first sentence will be your opinion. Your second, third and fourth sentences will be your reasons. 昨天你學會了有說服力的寫作，什麼是觀點和理性。現在，你已經讀了鴿子必須去上學，想想兩個或三個原因，為什麼鴿子應該去上學，寫你的意見和理由在三個或四個有說服力的句子。你的第一句話將是你的意見。你的第二、第三和第四句將是你的理由。

Don't forget your opinion and reason sentence

Thursday 12<sup>th</sup> August 2021 星期四八月十二日 2021



Explore the sound and play the *Unjumbler* game on [www.soundwaveskids.com.au](http://www.soundwaveskids.com.au)

探索聲音，並在網上 [www.soundwaveskids.com.au](http://www.soundwaveskids.com.au) 玩"無彈"遊戲

### Reading 读

Listen to Mr Philpott read *The Pigeon Has To Go To School* by Mo Willems on Seesaw. (If you do not have a device, choose a book to read aloud with a parent/carer.)

聽菲爾波特先生在蹺蹺板上讀 莫·威廉斯的《鴿子必須上學》。(如果您沒有設備，請選擇一本書與家長/照顧者一起大聲朗讀。

### Writing 写

Now that you have read

Friday 13<sup>th</sup> August 2021

星期五八月十三日 2021



Explore the sound and play the *Grapheme Trek* game on [www.soundwaveskids.com.au](http://www.soundwaveskids.com.au)

探索聲音，並在網上 [www.soundwaveskids.com.au](http://www.soundwaveskids.com.au) 上玩石墨迷航遊戲

### Reading 读

Choose a Picture book or a levelled book to read aloud from [www.in2era.com.au](http://www.in2era.com.au) or from your home with a parent/carer.

選擇一本圖畫書或一本平級的書，從 [www.in2era.com.au](http://www.in2era.com.au) 或從你家與父母/照顧者大聲朗讀

### Writing 写

In Winter, are jumpers better than jackets? Choose which you think is better

Monday 9<sup>th</sup> August 2021

星期一八月九日 2021

**Writing: 写 Mrs Papadoplous' Writing Lesson Papadoplous**

**的写作课**

Have a look at the Powerpoint Presentation on Facts and Opinions. You can complete the attached worksheet OR draw a line in the middle of your page, with the title that says Fact on the left side and Opinion on the right side. You need to decide whether the sentences on the Powerpoint are facts or opinions and sort them into the table.

查看關於事實和意見的電源點演示文稿。您可以完成附加的工作表或在頁面中間畫一行，線的左边写事实，右边写意見。您需要決定電源點上的句子是事實還是意見，並將其分類到表中。

Tuesday 10<sup>th</sup> August 2021

星期二八月十日 2021

your opinion, you will be writing a text to persuade your teacher. You can complete your persuasive writing on the worksheet OR in a workbook with an Opinion heading and a Reasons heading. 請先看關於說服性寫作的幻燈片演示文稿。看了演示文稿后，您需要決定夏天是否比冬天好。一旦你有了你的意見，你將寫一篇文章，以說服你的老師。您可以在工作表上或工作簿中完成有說服力的寫作，並帶有"意見"標題和"理由"標題。

Persuasive Writing  
Is Summer better than Winter?

Opinion:

Reasons:

Wednesday 11<sup>th</sup> August 2021 星期三八月十一日

starters that you learnt yesterday.

For example:

I strongly believe the pigeon should go to school.

Firstly, \_\_\_\_\_

Secondly, \_\_\_\_\_

Thirdly, \_\_\_\_\_

(If you read another book, think of reasons why YOU should go to school)

不要忘記你昨天學到的意見和理由句子的開頭。例如：我堅信鴿子應該去上學。首先，第二，第三，（如果你讀了另一本書，想想你上學的原因）

**Library 图书馆时间**

We will have a zoom session with Mr Philpott (See the Seesaw Activity for more details)

**10:30am-11am:** 1D, 1P, 1T

**11:30am-12pm:** 1C, 1K, 1L, 1W

Thursday 12<sup>th</sup> August 2021 星期四八月十二日 2021

The Pigeon Has To Go To School again, think of two or three reasons why the pigeon SHOULD NOT go to school and write your opinion and reasons in three or four persuasive sentences. Your first sentence will be your opinion. Your second, third and fourth sentences will be your reasons.

Use different sentence starters today.

For example:

In my opinion the pigeon should not go to school.

Firstly, \_\_\_\_\_

Another reason is, \_\_\_\_\_

Most importantly, \_\_\_\_\_

(If you read another book, think of reasons why YOU should not go to school)

既然你已經讀了《鴿子必須再次上學》，想想鴿子不應該去上學的兩三個理由，用三到四個有說服力的句子來寫你的意見和理由。你的第一句話將是你的意見。你的

Friday 13<sup>th</sup> August 2021

星期五八月十三日 2021

and explain why in at least three to four sentences. You need to persuade me with a strong opinion (first sentence) and even stronger reasons (next three to four sentences) as to why you have chosen jackets or jumpers. Remember these need to be your BEST reasons.

For example:

I strongly believe that \_\_\_\_\_ are better than \_\_\_\_\_.

To begin with, \_\_\_\_\_.

Secondly, \_\_\_\_\_.

Last but not least, \_\_\_\_\_.

在冬天，套頭毛衣比夾克好嗎？選擇你認為更好的，並解釋為什麼，至少三到四個句子。你需要說服我用一個強有力的意見（在第一個句子里），甚至用更有力的理由（在接下來的三到四個句子里），為什麼你選擇了夾

Monday 9<sup>th</sup> August 2021

星期一八月九日 2021

Tuesday 10<sup>th</sup> August 2021

星期二八月十日 2021

Wednesday 11<sup>th</sup> August 2021  
星期三八月十一日

Thursday 12<sup>th</sup> August 2021  
星期四八月十二日 2021

Friday 13<sup>th</sup> August 2021

星期五八月十三日 2021

Fact or Opinion	
Fact	Opinion

我們將與菲爾波特先生（有關詳細資訊，請參閱蹺蹺板活動）上午 10: 30 -上午 11: 00: 1D, 11: 00: 1D, 1P, 1T 上午 11: 30 至 下午 12: 00: 1C, 1K, 1L, 1W

第二、第三和第四句將是你的理由。今天使用不同的句子做开头。例如：在我看來，鴿子不應該去上學。首先，另一個原因是，最重要的是，\_\_\_\_\_（如果你讀了另一本書，想想你為什麼不去上學的原因）

克或套頭毛衣。記住這些需要是你最好的理由。例如：我強烈認為\_\_\_\_\_比\_\_\_\_\_好。首先，\_\_\_\_\_第二，\_\_\_\_\_最後但並非最不重要的。

Break  
休息时间

Break (30mins)  
Eat and Play

休息（30分鐘）吃和玩

Break (30mins)  
Eat and Play

休息（30分鐘）吃和玩

Break (30mins)  
Eat and Play

休息（30分鐘）吃和玩

Break (30mins)  
Eat and Play

休息（30分鐘）吃和玩

Break (30mins)  
Eat and Play

休息（30分鐘）吃和玩

Session  
2  
第二节

**Mathematics: Whole Number** 数学：整数

We can show numbers in lots of different ways!

Play the game 'Numbers up to 50' on

<https://au.splashlearn.com/place-value-games-for-year-1>

我們可以以許多不同的方式顯示數位！在

<https://au.splashlearn.com/place-value-games-for-year-1> 上玩遊戲"數字高達 50"

You will now practise how to represent numbers in different ways on the

**Mathematics: Division**

数学：分数

Division means sharing! 分配或部分的意思



Watch the video:

<https://www.youtube.com/watch?v=0b4beyJ4oG4&list=PLBKqAzM4hQF43-tY2LyD197dqfqKQq-an>

You will be sharing objects equally between 2 groups.

For example: Share 10

**Mathematics: Division**

数学：分数

Division is the same as sharing! 分配和分享是相同的意思

Watch the video:

<https://www.youtube.com/watch?v=fgoUVDoHx5M>

You will be sharing objects equally between a number of groups. For example: Share 9 oranges equally between 3 monsters.

观看视频:

<https://www.youtube.com/w>

**Mathematics: Length**

数学：长度

Choose 3 items around your home. For example, a pencil, rubber, ruler, spoon or fork. Complete these sentences:

The \_\_\_\_\_ is **longer** than the \_\_\_\_\_.

The \_\_\_\_\_ is **shorter** than the \_\_\_\_\_.

The \_\_\_\_\_ is the shortest of all 3 items.

**Mathematics: Length**

数学：长度

Measure the length of your bed.

1. Before you measure, estimate how many steps you think it will take to get from one end to the other.
2. Put one foot in front of the other, make sure there are no gaps or overlaps and count how many steps to get from one end to the other.

1 测量你的床的长度。在测量之前，估计您认为从一端

Monday 9<sup>th</sup> August 2021  
星期一八月九日 2021

worksheet.

现在，您将练习如何在工作表上以不同的方式表示数位。

STANDARD	WORD	EXPANDED	MAB
18		$10 + 8$	
	twenty-two		
	fifty	$50 + 0$	
33		$10 + 2$	
	twelve		
56			
29	twenty-nine		
		$40 + 3$	
35		$30 + 5$	
60			

Extension: choose four different three-digit numbers and show how you would represent them in standard, word, expanded and blocks (MAB). 选择四个不同的三位数的数字，并显示您将如何在标准、字、扩展和块中表示它们

**PDHPE**

Exploring skipping

- Keep your feet low
- Spring up to gain height

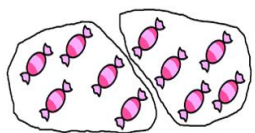
Tuesday 10<sup>th</sup> August 2021  
星期二八月十日 2021

lollies equally between 2 people.

观看视频:

<https://www.youtube.com/watch?v=0b4beyJ4oG4&list=PLBKqAzM4hQF43-tY2LyD197dggfKQOq-an> 您

将在 2 组之间公平共享事务。例如：在 2 个人之间平均共享 10 个棒棒糖。



Each person will get 5 lollies each. I have shared the lollies equally.


每人将分到 5 个棒棒糖。我已经平等地分享了棒棒糖。

Show how you would share these into 2 equally sized groups using the objects:

1. Share 8 socks equally between 2 dads. How many socks will each dad get?
2. Share 12 pencils equally between 2 girls. How many

Wednesday 11<sup>th</sup> August 2021  
星期三八月十一日

atch?v=fgoUVD0hX5M 您将在多个组之间平等共享对象。例如：在 3 个怪物之间平均分享 9 个橙子。



Each monster will get 3 oranges.

每个怪物将得到 3 个橙子。



Draw the following and write the answer to each question:

绘制以下图并编写每个问题的答案

1. Share 6 carrots equally between 3 rabbits. How many carrots will each rabbit get?
2. Share 15 bananas equally between 5 gorillas. How many bananas will each gorilla get?

Thursday 12<sup>th</sup> August 2021  
星期四八月十二日 2021

The \_\_\_\_\_ is the longest of all 3 items.

选择您家周围的 3 个项目。

例如，铅笔、橡胶、尺子、

勺子或叉子。完成这些句子：比"\_\_\_\_"更长。比\_\_\_\_

短。\_\_\_\_\_是所有 3 个项目

中最短的。\_\_\_\_\_是所有

3 个项目中最长的

**PDHPE 体育和健康**

**Dribbling 短传球， 运球**

Explore different ways of

Friday 13<sup>th</sup> August 2021  
星期五八月十三日 2021

到另一端需要采取多少步骤。2 将一只脚放在另一只脚前面，确保没有间隙或重叠，并计算从一端到另一端要走多少步

Measure the length of your desk or a table.

1. Before you measure, estimate how many hand-spans you think it will take to get from one end to the other.
2. Place your hand on one end of the desk and measure how many hand-spans it will take to get from one end to the other.

测量办公桌或桌子的长度。1 在测量之前，估计您认为从一端到另一端需要多少手跨度。2 将手放在桌子的一端，测量从一端到另一端需要多少手跨度。

**PDHPE 健康和体育**

Design a healthy menu for a

Monday 9<sup>th</sup> August 2021

星期一八月九日 2021

- Use different arm positions
- Move in a step, hop motion

Practise skipping around your home as best as you can.  
探索跳跃 保持你的脚低弹簧上升获得高度 使用不同的手臂位置 一步一步地移动, 跳跃运动 练习尽可能在家中跳来跳去。  
Explain to an adult which of the different arm positions were most effective when skipping.  
向成人解释哪些不同的手臂位置在跳过时最有效。

Tuesday 10<sup>th</sup> August 2021

星期二八月十日 2021

pencils will each girl get?  
3. Share 16 blocks equally between 2 children. How many blocks will each child get?  
Take a photo of your equal groups. Don't forget to count how many each person got (for each question)!

显示你将如何让这有共同人数的两组人公平分享下列东西: 1. 在 2 个爸爸之间平均分享 8 只袜子。每个爸爸能买多少袜子? 2. 在 2 个女孩之间平均分享 12 支铅笔。每个女孩能得到多少支铅笔? 3. 在 2 名儿童之间平均分享 16 个方块。每个孩子能得到多少个方块? 拍下您的平等组的照片。不要忘了计算每个人在每个例子里得到多少!

Optional: Play some games

Wednesday 11<sup>th</sup> August 2021  
星期三八月十一日

3. Share 12 cupcakes equally between 4 boys. How many cupcakes will each boy get?  
1. 在 3 只兔子之间平均分享六条胡萝卜。每只兔子能得到多少胡萝卜? 2. 在 5 只大猩猩之间平均分享 15 根香蕉。每只大猩猩能得到多少香蕉? 3. 在 4 个男孩之间平等分享 12 个纸杯蛋糕。每个男孩能得到多少个纸杯蛋糕?

Extension: Make up your own division number story.

扩展: 制作您自己的部门编号故事。

**WELLBEING 健康愉快  
WEDNESDAY!**

**星期三**

**12:00pm to 3:00pm**

Try these activities with

Thursday 12<sup>th</sup> August 2021  
星期四八月十二日 2021

dribbling a ball 运球, 短传

- along a line
- around a family member
- around markers

沿着一条线。绕着一个家庭成员转。绕着周围的标记转。

Set up an 'obstacle course' with markers as 'gates'. These markers could be any furniture you have at home. You have to dribble a ball along and around the markers, if you lose control and miss the gate, you have to regain control and go through the gate.

设置一个"障碍课程", 标记为"门"。这些标记可能是你家里的任何家具。你必须运球沿着周围的标记, 如果你失去控制, 错过了大门, 你

Friday 13<sup>th</sup> August 2021

星期五八月十三日 2021

day at home.  
Present your menu in a creative way.  
在家里设计一个健康的菜单一天。以创造性的方式呈现您的菜单。



	Monday 9 <sup>th</sup> August 2021 星期一八月九日 2021	Tuesday 10 <sup>th</sup> August 2021 星期二八月十日 2021	Wednesday 11 <sup>th</sup> August 2021 星期三八月十一日	Thursday 12 <sup>th</sup> August 2021 星期四八月十二日 2021	Friday 13 <sup>th</sup> August 2021 星期五八月十三日 2021
		<p>on <a href="http://www.imathskids.com.au">www.imathskids.com.au</a> Password: down064 可在 下面的网上 选一些游戏来玩。密码是 down064 <a href="http://www.imathskids.com.au">www.imathskids.com.au</a></p> <p><b>PDHPE 健康和体育</b> Watch a Cosmic Kids Yoga video and follow the fun movements on <a href="http://www.youtube.com/user/CosmicKidsYoga">www.youtube.com/user/CosmicKidsYoga</a> or make up your own Yoga moves listening to music. 观看宇宙儿童瑜伽视频，并关注 <a href="http://www.youtube.com/user/CosmicKidsYoga">www.youtube.com/user/CosmicKidsYoga</a> 上有趣的动作或制作自己的瑜伽动作听音乐</p>	<p>your family today.</p> <ul style="list-style-type: none"> <li>Go for a walk with a family member</li> <li>Do something for a family member – you could help make lunch, tidy part of the house or fold the washing</li> <li>今天和家人一起尝试这些活动。和家人一起去散步，为家庭成员做点什么——你可以帮忙做午餐，整理房子的一部分，或者把衣服折叠起来</li> </ul>	<p>必须重新获得控制，并通过大门。</p> <p>If you don't have a ball that bounces, still complete an obstacle course at home but make it really tricky!</p> <p>如果你没有能弹的球，还在家里完成障碍课程，但使它真的很棘手</p>	
<b>Break</b> 休息时间	Break (1 hour) Eat and Play 休息 (1 小时) 吃和玩	Break (1 hour) Eat and Play 休息 (1 小时) 吃和玩	Break (1 hour) Eat and Play 休息 (1 小时) 吃和玩	Break (1 hour) Eat and Play 休息 (1 小时) 吃和玩	Break (1 hour) Eat and Play 休息 (1 小时) 吃和玩
<b>Session 3</b>	<b>Community Language</b> 语言学习	<b>Science &amp; Technology</b> 科技	<b>WELLBEING</b> <b>WEDNESDAY! 健康愉快</b>	<b>Geography 地理</b> <b><u>Weather and Seasons</u></b>	<b>Creative Arts</b> 艺术创造

Monday 9<sup>th</sup> August 2021

星期一八月九日 2021

Complete an activity from the Community Language framework on Seesaw

完成在 Seesaw 上的一个语言学习活动

Tuesday 10<sup>th</sup> August 2021

星期二八月十日 2021

### Earth and Space

#### 地球与太空

Look at the two pictures. One photo is of the night sky in the city and the other photo is the night sky in the country. The city has lots of buildings and the country has lots of grasslands. What do you think is the same and what is different about the two pictures? Why do you think the pictures are different if they are looking at the same sky? Use the Venn Diagram template to record your noticings.

看看这两张照片。一张照片是城市的夜空，另一张照片是乡野的夜空。城市有很多建筑，乡野有很多草原。你认为这两幅画有什么不同？为什么他们看的是同样的天空，但这两张夜空像片却完全不同？你认为不同的地方在哪里？使用维恩图模板记录您的观察。

Wednesday 11<sup>th</sup> August 2021  
星期三八月十一日

12 点到三点

12:00pm to 3:00pm

- Learn a new skill such as origami or juggling (you can use objects such as rolled up socks) 学习一种新的技能，如折纸或杂耍（你可以使用，如卷成团的袜子）
- <https://www.youtube.com/watch?v=KfnyopxdJXQ>

Thursday 12<sup>th</sup> August 2021  
星期四八月十二日 2021

### 四季和气候

Today we will be learning about the way the weather and seasons change areas where we live. Can you think of some weather changes that have occurred in Australia that have caused changes in where we live?

Here is one of them:

Watch BTN 'Drought Explained'

<https://www.abc.net.au/btn/classroom/drought-explained/10488726>

今天，我們將了解天氣和季節如何改變我們居住的地區。你能想到澳大利亞發生的一些天氣變化，這些變化導致了我們居住地的變化嗎？這裡是其中之一：觀看 Btn '乾旱解釋'

<https://www.abc.net.au/btn/classroom/drought-explained/10488726>

Friday 13<sup>th</sup> August 2021

星期五八月十三日 2021

### Visual Arts 视觉艺术

Create an artwork of the night sky. Use any materials you have at home and be as creative as you can! You might like to imagine the night sky out your window or choose a place of your choice. Here are some examples:

創作夜空藝術品。使用您在家裡擁有的任何材料，並盡可能有創意！你可能喜歡想像窗外夜空或選擇自己選擇的地方。下面是一些範例：





Monday 9<sup>th</sup> August 2021

星期一八月九日 2021

Tuesday 10<sup>th</sup> August 2021

星期二八月十日 2021

Wednesday 11<sup>th</sup> August

2021 星期三八月十一日

Thursday 12<sup>th</sup> August 2021

星期四八月十二日 2021

Friday 13<sup>th</sup> August 2021

星期五八月十三日 2021





**Answer the questions:**  
**What is a drought?**  
**What happens to farms during a drought?**

回答問題：什麼是乾旱？乾旱期間農場會怎麼樣？

**Draw and label a picture of what you think a farm would look like during a drought.** 繪製並標註您認為農場在乾旱期間會是什麼樣子的圖片。



“ir, ur, or, er” List Words	“ir, ur, or, er” Extension List Words	
<p>BLM WL22   ir ur</p> <p>her first</p> <p>stir third</p> <p>girl thirty</p> <p>bird thirteen</p> <p>fur were</p> <p>turn work</p> <p>hurt word</p> <p>surf circle</p>	<p>birthday</p> <p>burnt</p> <p>certain</p> <p>circus</p> <p>early</p> <p>earth</p> <p>furniture</p> <p>heard</p>	<p>learn</p> <p>nurse</p> <p>purple</p> <p>purse</p> <p>Thursday</p> <p>turned</p> <p>weren't</p> <p>world</p>

# Power Point Presentation for the Monday Writing Lesson about Facts and Opinions (Begin at the Number 1 slide)

## FACTS AND OPINIONS

1 ⏪ ⭐ 0:08

### What is a fact?

- A fact is something that is known and proved to be true.
- We can find facts by doing research.

2 ⏪ ⭐ 0:20

A pigeon is a type of bird.

## FACT

3 ⏪ ⭐ 0:09

We live on planet Earth.

## FACT

4 ⏪ ⭐ 0:08

### What is an opinion?

- An opinion is what you think, believe or feel.
- It cannot be proven.
- Your opinion might be different to somebody else's.

5 ⏪ ⭐ 0:21

## OPINION

Dogs are better than cats.

6 ⏪ ⭐ 0:16

## OPINION

Summer makes everyone happy.

7 ⏪ ⭐ 0:13

## LET'S PLAY A GAME

I'm going to show you 6 different sentences and you have to decide whether the sentence shown is a fact or an opinion. You only have 5 seconds to decide and then I will show you the answer.

Have fun!

8 ⏪ ⭐ 0:18

A banana is a fruit.

## FACT

9 ⏪ ⭐ 0:12

## OPINION

This green bicycle is the best.

10 ⏪ ⭐ 0:14

## OPINION

School is so much fun.

11 ⏪ ⭐ 0:10

People need food and water to survive.

## FACT

12 ⏪ ⭐ 0:15

A cat has four legs.

## FACT

13 ⏪ ⭐ 0:10

## OPINION

Playing the piano is harder than playing a violin.

14 ⏪ ⭐ 0:19

**Fact or Opinion**

Read the sentences and write them under the correct heading.

Fact	Opinion

1. Birthdays are the best celebration.
2. Plants need sun and water to grow.
3. I don't like it when it rains.
4. Winter turns to ice in the freezer.
5. Maths is better than reading.
6. An elephant is heavier than a cat.
7. Year 1 is the best grade.
8. Fruit and vegetables are good for you.

Now it is your turn to think of two of your own facts and opinions and add them to the table.

15 ⏪ ⭐ 1:36

Your class teachers and I look forward to seeing your wonderful work.

Don't forget to take a picture of your completed work and upload it to SeeSaw.

16 ⏪ ⭐ 0:15

# Fact or Opinion

Fact	Opinion

## Number and Place Value

Name \_\_\_\_\_

Date \_\_\_\_\_

### Representing Two-Digit Numbers

Fill in the gaps so that each two-digit number is represented in standard form, word form, expanded form and with MAB.

STANDARD	WORD	EXPANDED	MAB
18		$10 + 8$	
	twenty-two		
	fifty	$50 + 0$	
33			
	twelve	$10 + 2$	
56			
29	twenty-nine		
		$40 + 3$	
35		$30 + 5$	
60			

# Power Point Presentation for the Tuesday Writing Lesson about Persuasive Writing (Begin at the Number 1 slide)

## Persuasive Writing

1 ⏪ ⭐ 0:08

### Persuasive Writing

When you write about your opinion we call this persuasive writing.  
 It is called persuasive writing because your job is to try and **persuade** the reader with your opinion.  
 You want to make the reader **agree** with what you are saying.

2 ⏪ ⭐ 0:22

### Opinions

An opinion is what **you** believe.  
 An opinion is **not** a fact, it is a feeling or belief.

*I believe that bicycles are better than motorbikes.*

3 ⏪ ⭐ 0:20

### Opinion Sentence Starters

**I believe...**  
**I feel....**  
**I think...**  
**I know...**  
**In my opinion...**

4 ⏪ ⭐ 0:57

### Should our school canteen sell junk food?

5 ⏪ ⭐ 0:12

should not

should

6 ⏪ ⭐ 0:16

**I strongly believe that our school canteen should not sell junk food.**

7 ⏪ ⭐ 0:17

### Have a go!

Think about your opinion on this question. Tell your opinion to a parent, carer or older sibling. Don't forget to use the strong words in your opinion (strongly, firmly, truly, totally, really, definitely).

*Should we brush our teeth everyday?*

8 ⏪ ⭐ 1:11

### Reasons

When writing a persuasive text, we **MUST** include reasons to **further persuade** our reader.  
 So, once you have your opinion, you then need to back your opinion up with well thought out reasons.  
 This is where you can really **convince** the reader to **agree** with you.

9 ⏪ ⭐ 0:23

### Reason Sentence Starters

Firstly... To start with... To begin... My first reason is...  
 Secondly...  
 One reason is...  
 Another reason is...  
 Most importantly...  
 Finally...  
 Last but not least...

10 ⏪ ⭐ 0:47

**To begin with**, junk food is high in fat **and** it could make you put on weight.  
**Another reason is**, junk food can make you very sick **as** it is very unhealthy.  
**Last but not least**, too much junk food is not good for your teeth **because** it has a lot of sugar.

11 ⏪ ⭐ 1:52

### Writing Time

It is now your turn to write.

*Is Summer better than Winter?*

12 ⏪ ⭐ 0:11

1. What is your opinion?

is better is not better

13 ⏪ ⭐ 0:17

1. What are your reasons?

See if you can come up with 2-3 different reasons to support your opinion.  
*(Make a list using dot points of as many reasons as you can think of and pick your BEST 2/3 from this list to write about.)*

Don't forget to use a different sentence starter for each new reason.

14 ⏪ ⭐ 0:43

Is Summer better than Winter?

Opinion:

Reasons:

15 ⏪ ⭐ 0:18

Your class teachers and I can't wait to see your excellent writing!


Don't forget to take a picture of your completed work and upload it to SeeSaw.

16 ⏪ ⭐ 0:29


## **Persuasive Writing**

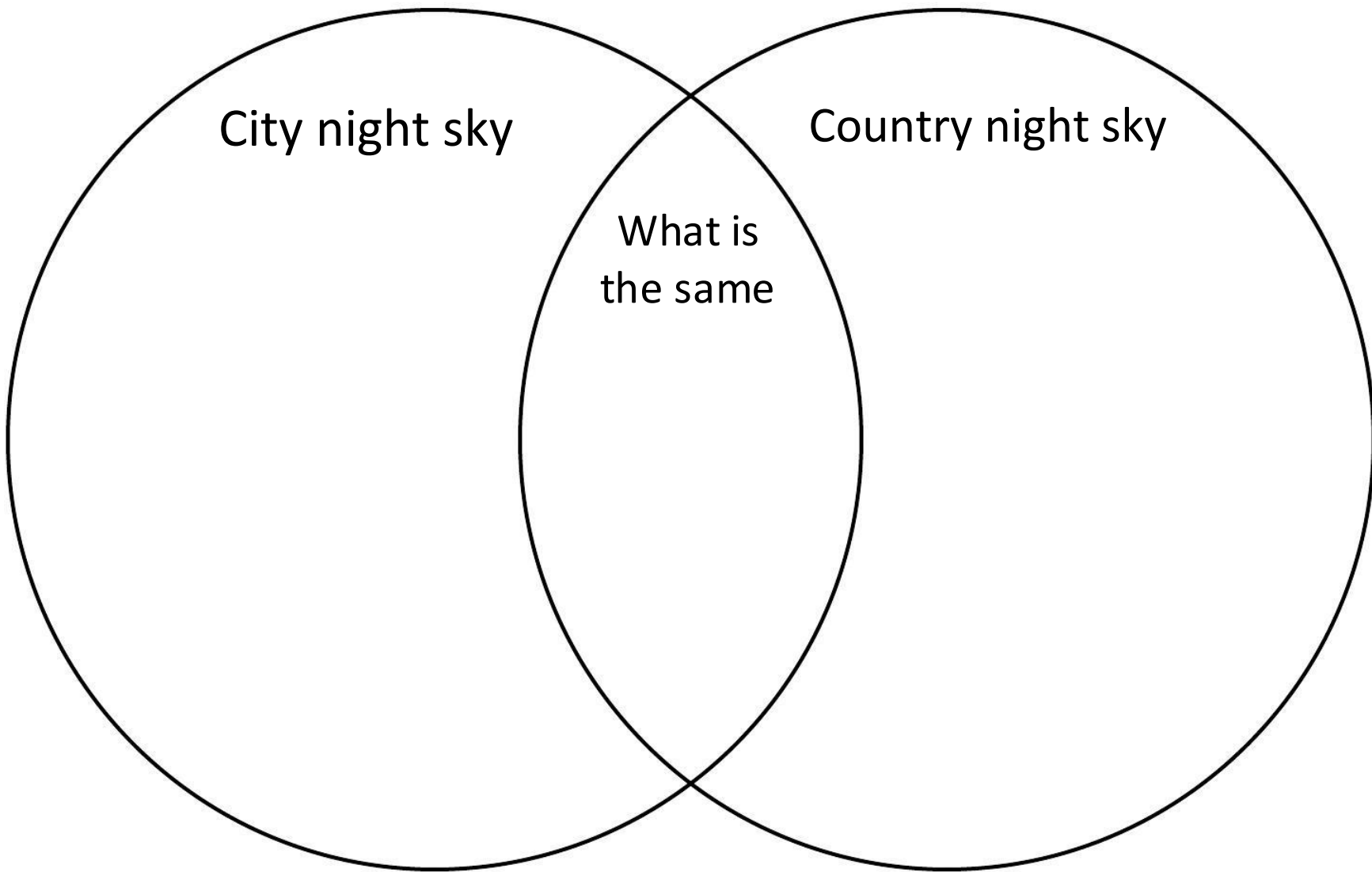
**Is Summer better than Winter?**

**Opinion:**



**Reasons:**



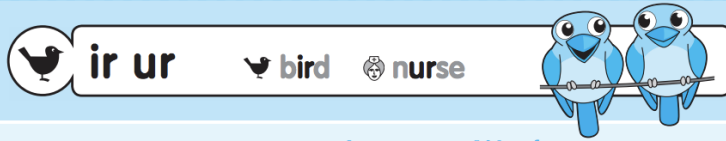


City night sky

Country night sky

What is  
the same

# Unit 23




## List Words

her	fur	first	were
stir	turn	third	work
girl	hurt	thirty	word
bird	surf	thirteen	circle

## Letters Words


- Underline the letter or letters for **ir ur** in each List Word. If any of these are not in the sound box, write them with a word example in the box above.
- Colour the bird if you hear **ir ur** in the picture name. Give each bird one worm for each sound in the picture name.



- Write **ir** to finish the words. Join the pictures to the correct words.
  - We sometimes write **ir** for **ir ur**, as in bird.

st___		b___d	th___d	30	sk___t
g___l		f___st	th___ty		sh___t

- Finish these **ur** words.
  - We sometimes write **ur** for **ir ur**, as in nurse.

bur___		t___n		cur___	
___ur___		hur___		___urse	

- Write words from the brackets to finish the sentences. Colour words with **ir ur**.

This \_\_\_\_\_ came \_\_\_\_\_.

[ first girl ]

The \_\_\_\_\_ were in a \_\_\_\_\_.

[ birds circle ]

\_\_\_\_\_ girls went to \_\_\_\_\_.

[ work Thirty ]

There is a \_\_\_\_\_ on her \_\_\_\_\_.

[ shirt word ]

- Write letters for **ir ur** to finish the words. Use **ir, ur, er, or** or **ere**. Write a word from the box to match each clue.

h___	s___f	a shape	_____
f___	c___cle	a number	_____
w___k	w___	at the beach	_____
th___teen		do a job	_____

- Write **ir** or **ur** to finish the words. Colour **ir** parts blue. Colour **ur** parts purple.



What can you see –  
a girl,  
a shirt  
or  
a bird?

Answer: \_\_\_\_\_

