







Framework for Learning from Home – Year 1 Week 5





You will need help from a parent/carer. Show each completed activity to your parents so they can check it and/or help you post it on Seesaw.


	Monday 9 th August 2021	Tuesday 10 th August 2021	Wednesday 11 th August 2021	Thursday 12 th August 2021	Friday 13 th August 2021
Task	Take lots of breaks today!	Take lots of breaks today!	Take lots of breaks today!	Take lots of breaks today!	Take lots of breaks today!
Session 1	<p>English</p> <p><u>Sound Waves</u></p> <p>Go to Unit 23 on www.soundwaveskids.com.au This week's sound is "ir, ur, or, er". Click on the <i>Sound Info Kit</i>. Listen to the chant and do the actions.</p> <p>Click on <i>List Words</i>, read your "ir, ur, or, er" words and write them on a piece of paper.</p> <p>Explore the sound further by clicking on the <i>Segmenting Tool</i>. Use this tool to work out how many sounds are in each word.</p> <p><u>Reading</u></p> <p>Choose a Picture book or a levelled book to read aloud from www.in2era.com.au or from your home with a</p>	<p>English</p> <p><u>Sound Waves</u></p> <p>Practise your "ir, ur, or, er" List Words by writing a sentence for 8 of your words using adjectives, verbs and adverbs.</p> <p>Explore the sound and play the <i>Grapheme Sort</i> game on www.soundwaveskids.com.au</p> <p><u>Reading</u></p> <p>Choose a Picture book or a levelled book to read aloud from www.in2era.com.au or from your home with a</p>	<p>English</p> <p><u>Reading</u></p> <p>Listen to Mr Philpott read <i>The Pigeon Has To Go To School</i> by Mo Willems on Seesaw. After reading the story, retell what happened at the beginning, middle and end. (If you do not have a device, choose a book to read aloud with a parent/carer.)</p> <p><u>Writing</u></p> <p>Yesterday you learnt about persuasive writing and what an opinion and reason is. Now that you have read <i>The Pigeon Has To Go To School</i>, think of two or three reasons why the pigeon SHOULD go to school and write your opinion and reasons in three or four</p>	<p>English</p> <p><u>Sound Waves</u></p> <p>Complete the "ir, ur, or, er" Student Activity page (page 50) by going to the Sound Waves website and clicking 'Student Activity Pages' or using the tools on Seesaw or filling it in below.</p>  <p>Explore the sound and play the <i>Unjumbler</i> game on www.soundwaveskids.com.au</p> <p><u>Reading</u></p> <p>Listen to Mr Philpott read <i>The Pigeon Has To Go To School</i> by Mo Willems on Seesaw. (If you do not have</p>	<p>English</p> <p><u>Sound Waves</u></p> <p>Complete the "ir, ur, or, er" Student Activity page (page 51) by going to the Sound Waves website and clicking 'Student Activity Pages' or using the tools on Seesaw or filling it in below.</p>  <p>Explore the sound and play the <i>Grapheme Trek</i> game on www.soundwaveskids.com.au</p> <p><u>Reading</u></p> <p>Choose a Picture book or a levelled book to read aloud from www.in2era.com.au or</p>

Monday 9 th August 2021	Tuesday 10 th August 2021	Wednesday 11 th August 2021	Thursday 12 th August 2021	Friday 13 th August 2021														
<p>parent/carer and answer these questions.</p> <ul style="list-style-type: none">What was this book about? Who was your favourite character and why? <p><u>Writing: Mrs Papadoplous' Writing Lesson</u></p> <p>Have a look at the Powerpoint Presentation on Facts and Opinions. You can complete the attached worksheet OR draw a line in the middle of your page, with the title that says Fact on the left side and Opinion on the right side. You need to decide whether the sentences on the Powerpoint are facts or opinions and sort them into the table.</p> <table><caption>Fact or Opinion</caption><thead><tr><th>Fact</th><th>Opinion</th></tr></thead><tbody><tr><td></td><td></td></tr><tr><td></td><td></td></tr><tr><td></td><td></td></tr><tr><td></td><td></td></tr><tr><td></td><td></td></tr><tr><td></td><td></td></tr></tbody></table>	Fact	Opinion													<p><u>Writing: Mrs Papadoplous' Writing Lesson</u></p> <p>Have a look at the PowerPoint Presentation on Persuasive Writing. After viewing the presentation, you will need to decide whether Summer is better than Winter. Once you have your opinion, you will be writing a text to persuade your teacher. You can complete your persuasive writing on the worksheet OR in a workbook with an Opinion heading and a Reasons heading.</p> <div><p>Persuasive Writing</p><p>Is Summer better than Winter?</p><p>Opinion:</p><div></div><p>Reasons:</p><div></div></div>	<p>persuasive sentences. Your first sentence will be your opinion. Your second, third and fourth sentences will be your reasons.</p> <p>Don't forget your opinion and reason sentence starters that you learnt yesterday.</p> <p>For example:</p> <p>I strongly believe the pigeon should go to school.</p> <p>Firstly, _____</p> <p>Secondly, _____</p> <p>Thirdly, _____</p> <p>(If you read another book, think of reasons why YOU should go to school)</p> <p><u>Library</u></p> <p>We will have a zoom session with Mr Philpott (See the Seesaw Activity for more details)</p> <p>10:30am-11am: 1D, 1P, 1T</p> <p>11:30am-12pm: 1C, 1K, 1L, 1W</p>	<p>a device, choose a book to read aloud with a parent/carer.)</p> <p><u>Writing</u></p> <p>Now that you have read The Pigeon Has To Go To School again, think of two or three reasons why the pigeon SHOULD NOT go to school and write your opinion and reasons in three or four persuasive sentences. Your first sentence will be your opinion. Your second, third and fourth sentences will be your reasons.</p> <p>Use different sentence starters today.</p> <p>For example:</p> <p>In my opinion the pigeon should not go to school.</p> <p>Firstly, _____</p> <p>Another reason is, _____</p> <p>Most importantly, _____</p> <p>(If you read another book, think of reasons why YOU should not go to school)</p>	<p>from your home with a parent/carer.</p> <p><u>Writing</u></p> <p>In Winter, are jumpers better than jackets? Choose which you think is better and explain why in at least three to four sentences. You need to persuade me with a strong opinion (first sentence) and even stronger reasons (next three to four sentences) as to why you have chosen jackets or jumpers. Remember these need to be your BEST reasons.</p> <p>For example:</p> <p>I strongly believe that _____ are better than _____.</p> <p>To begin with, _____.</p> <p>Secondly, _____.</p> <p>Last but not least, _____.</p>
Fact	Opinion																	


Monday 9 th August 2021		Tuesday 10 th August 2021		Wednesday 11 th August 2021		Thursday 12 th August 2021		Friday 13 th August 2021																																															
Break		Break (30mins) Eat and Play		Break (30mins) Eat and Play		Break (30mins) Eat and Play		Break (30mins) Eat and Play																																															
Session 2		<p>Mathematics: <u>Whole Number</u></p> <p>We can show numbers in lots of different ways!</p> <p>Play the game ‘Numbers up to 50’ on https://au.splashlearn.com/place-value-games-for-year-1</p> <p>You will now practise how to represent numbers in different ways on the worksheet.</p> <div><p>Number and Place Value</p><p>Name _____ Date _____</p><p>Representing Two-Digit Numbers</p><p>Fill in the gaps so that each two digit number is represented in standard form, word form, expanded form and with MAB.</p><table><thead><tr><th>STANDARD</th><th>WORD</th><th>EXPANDED</th><th>MAB</th></tr></thead><tbody><tr><td>18</td><td></td><td>10 + 8</td><td></td></tr><tr><td></td><td>twenty-two</td><td></td><td></td></tr><tr><td></td><td>fifty</td><td>50 + 0</td><td></td></tr><tr><td>33</td><td></td><td></td><td></td></tr><tr><td></td><td>twelve</td><td>10 + 2</td><td></td></tr><tr><td>56</td><td></td><td></td><td></td></tr><tr><td>29</td><td>twenty-nine</td><td></td><td></td></tr><tr><td></td><td></td><td>40 + 3</td><td></td></tr><tr><td>35</td><td></td><td>30 + 5</td><td></td></tr><tr><td>60</td><td></td><td></td><td></td></tr></tbody></table></div> <p>Extension: choose four different three-digit numbers and show how you would represent them in standard, word, expanded and blocks (MAB).</p>		STANDARD	WORD	EXPANDED	MAB	18		10 + 8			twenty-two				fifty	50 + 0		33					twelve	10 + 2		56				29	twenty-nine					40 + 3		35		30 + 5		60				<p>Mathematics: <u>Division</u></p> <p>Division means sharing!</p> <div></div> <p>Watch the video: https://www.youtube.com/watch?v=0b4beyJ4oG4&list=PLBKqAzM4hQF43-tY2LyD197dgfqKOq-an</p> <p>You will be sharing objects equally between 2 groups.</p> <p>For example: Share 10 lollies equally between 2 people.</p> <div></div> <p>Each person will get 5 lollies each. I have shared the lollies equally.</p> <p>Show how you would share these into 2 equally sized groups using the objects:</p> <p>1. Share 8 socks equally between 2 dads. How many</p>		<p>Mathematics: <u>Division</u></p> <p>Division is the same as sharing!</p> <p>Watch the video: https://www.youtube.com/watch?v=fgoUVD0Hx5M</p> <p>You will be sharing objects equally between a number of groups. For example: Share 9 oranges equally between 3 monsters.</p> <div></div> <p>Each monster will get 3 oranges.</p> <div></div> <p>Draw the following and write the answer to each question:</p> <p>1. Share 6 carrots equally between 3 rabbits. How many carrots will each rabbit get?</p>		<p>Mathematics: <u>Length</u></p> <p>Choose 3 items around your home. For example, a pencil, rubber, ruler, spoon or fork. Complete these sentences:</p> <p>The _____ is longer than the _____.</p> <p>The _____ is shorter than the _____.</p> <p>The _____ is the shortest of all 3 items.</p> <p>The _____ is the longest of all 3 items.</p>		<p>Mathematics: <u>Length</u></p> <p>Measure the length of your bed.</p> <ol style="list-style-type: none">Before you measure, estimate how many steps you think it will take to get from one end to the other.Put one foot in front of the other, make sure there are no gaps or overlaps and count how many steps to get from one end to the other. <p>Measure the length of your desk or a table.</p> <ol style="list-style-type: none">Before you measure, estimate how many hand-spans you think it will take to get from one end to the other.Place your hand on one end of the desk and measure how many hand-spans it will take to get from one end to the other.	
STANDARD	WORD	EXPANDED	MAB																																																				
18		10 + 8																																																					
	twenty-two																																																						
	fifty	50 + 0																																																					
33																																																							
	twelve	10 + 2																																																					
56																																																							
29	twenty-nine																																																						
		40 + 3																																																					
35		30 + 5																																																					
60																																																							

Monday 9 th August 2021	Tuesday 10 th August 2021	Wednesday 11 th August 2021	Thursday 12 th August 2021	Friday 13 th August 2021
<p>PDHPE Exploring skipping</p> <ul style="list-style-type: none"> Keep your feet low Spring up to gain height Use different arm positions Move in a step, hop motion <p>Practise skipping around your home as best as you can.</p> <p>Explain to an adult which of the different arm positions were most effective when skipping.</p>	<p>socks will each dad get?</p> <p>2. Share 12 pencils equally between 2 girls. How many pencils will each girl get?</p> <p>3. Share 16 blocks equally between 2 children. How many blocks will each child get?</p> <p>Take a photo of your equal groups. Don't forget to count how many each person got (for each question)!</p> <p>Optional: Play some games on www.imathskids.com.au Password: down064</p> <p>PDHPE Watch a Cosmic Kids Yoga video and follow the fun movements on www.youtube.com/user/CosmicKidsYoga or make up your own Yoga moves listening to music.</p>	<p>2. Share 15 bananas equally between 5 gorillas. How many bananas will each gorilla get?</p> <p>3. Share 12 cupcakes equally between 4 boys. How many cupcakes will each boy get?</p> <p>Extension: Make up your own division number story.</p> <hr/> <p>WELLBEING WEDNESDAY! 12:00pm to 3:00pm</p> <p>Try these activities with your family today.</p> <ul style="list-style-type: none"> Go for a walk with a family member Do something for a family member – you could help make lunch, tidy part of the house or fold the washing 	<p>PDHPE Dribbling</p> <p>Explore different ways of dribbling a ball</p> <ul style="list-style-type: none"> along a line around a family member around markers <p>Set up an 'obstacle course' with markers as 'gates'. These markers could be any furniture you have at home. You have to dribble a ball along and around the markers, if you lose control and miss the gate, you have to regain control and go through the gate.</p> <p>If you don't have a ball that bounces, still complete an obstacle course at home but make it really tricky!</p>	<p>PDHPE Design a healthy menu for a day at home.</p> <p>Present your menu in a creative way.</p> 

Monday 9 th August 2021		Tuesday 10 th August 2021		Wednesday 11 th August 2021		Thursday 12 th August 2021		Friday 13 th August 2021	
Break	Break (1 hour) Eat and Play	Break (1 hour) Eat and Play	Break (1 hour) Eat and Play	Break (1 hour) Eat and Play	Break (1 hour) Eat and Play	Break (1 hour) Eat and Play	Break (1 hour) Eat and Play	Break (1 hour) Eat and Play	Break (1 hour) Eat and Play
Session 3	Community Language Complete an activity from the Community Language framework on Seesaw.	Science & Technology <u>Earth and Space</u> Look at the two pictures. One photo is of the night sky in the city and the other photo is the night sky in the country. The city has lots of buildings and the country has lots of grasslands. What do you think is the same and what is different about the two pictures? Why do you think the pictures are different if they are looking at the same sky? Use the Venn Diagram template to record your noticings.  	WELLBEING WEDNESDAY! 12:00pm to 3:00pm <ul style="list-style-type: none">Learn a new skill such as origami or juggling (you can use objects such as rolled up socks)https://www.youtube.com/watch?v=KfnyopxdJXQ	Geography <u>Weather and Seasons</u> Today we will be learning about the way the weather and seasons change areas where we live. Can you think of some weather changes that have occurred in Australia that have caused changes in where we live? Here is one of them: Watch BTN ‘Drought Explained’ https://www.abc.net.au/btn/classroom/drought-explained/10488726 Answer the questions: What is a drought? What happens to farms during a drought? Draw and label a picture of what you think a farm would look like during a drought.	Creative Arts <u>Visual Arts</u> Create an artwork of the night sky. Use any materials you have at home and be as creative as you can! You might like to imagine the night sky out your window or choose a place of your choice. Here are some examples:  				

“ir, ur, or, er” List Words		“ir, ur, or, er” Extension List Words	
BLM WL22  ir ur		birthday burnt certain circus early earth furniture heard	learn nurse purple purse Thursday turned weren't world
her stir girl bird fur turn hurt surf	first third thirty thirteen were work word circle		

Power Point Presentation for the Monday Writing Lesson about Facts and Opinions (Begin at the Number 1 slide)




FACTS AND OPINIONS

1 ⚡ 0:08


What is a fact?

- A fact is something that is known and proved to be true.
- We can find facts by doing research.



2 ⚡ 0:20


A pigeon is a type of bird.



FACT

3 ⚡ 0:09

We live on planet Earth.

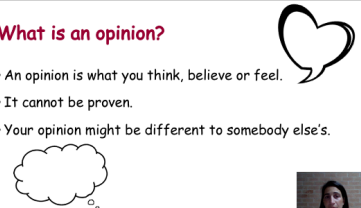


FACT

4 ⚡ 0:08

What is an opinion?


- An opinion is what you think, believe or feel.
- It cannot be proven.
- Your opinion might be different to somebody else's.



5 ⚡ 0:21

OPINION


Dogs are better than cats.



6 ⚡ 0:16

OPINION

Summer makes everyone happy.



7 ⚡ 0:13


LET'S PLAY A GAME

I'm going to show you 6 different sentences and you have to decide whether the sentence shown is a fact or an opinion. You only have 5 seconds to decide and then I will show you the answer.

Have fun!

8 ⚡ 0:18

A banana is a fruit.




FACT

9 ⚡ 0:12

OPINION


This green bicycle is the best.



10 ⚡ 0:14


OPINION

School is so much fun.



11 ⚡ 0:10


People need food and water to survive.



FACT

12 ⚡ 0:15

A cat has four legs.




FACT

13 ⚡ 0:10

OPINION

Playing the piano is harder than playing a violin.



14 ⚡ 0:19

Fact or Opinion

Read the sentences and write them under the correct heading.

Fact	Opinion

- Birthdays are the best celebration.
- Plants need sun and water to grow.
- I don't like it when it rains.
- Water turns to ice in the freezer.
- Maths is better than reading.
- An elephant is heavier than a cat.
- Year 1 is the best grade.
- Fruit and vegetables are good for you.

Now it is your turn to think of two of your own facts and opinions and add them to the table.

15 ⚡ 1:36

Your class teachers and I look forward to seeing your wonderful work.

Don't forget to take a picture of your completed work and upload it to SeeSaw.

16 ⚡ 0:15

Fact or Opinion

Fact	Opinion

Number and Place Value

Name _____

Date _____

Representing Two-Digit Numbers

Fill in the gaps so that each two-digit number is represented in standard form, word form, expanded form and with MAB.

STANDARD	WORD	EXPANDED	MAB
18		$10 + 8$	
	twenty-two		
	fifty	$50 + 0$	
33			
	twelve	$10 + 2$	
56			
29	twenty-nine		
		$40 + 3$	
35		$30 + 5$	
60			

MATHS

Teach Starter.com

Power Point Presentation for the Tuesday Writing Lesson about Persuasive Writing (Begin at the Number 1 slide)

Persuasive Writing

1 ⚡ 0:08

Persuasive Writing

When you write about your opinion we call this persuasive writing.

It is called persuasive writing because your job is to try and **persuade** the reader with your opinion.

You want to make the reader **agree** with what you are saying.

2 ⚡ 0:22

Opinions

An opinion is what **you** believe.

An opinion is **not** a fact, it is a feeling or belief.

I believe that bicycles are better than motorbikes.

3 ⚡ 0:20

Opinion Sentence Starters

I believe...
I feel....
I think...
I know...
In my opinion...

strongly, firmly, definitely, really, truly, totally

4 ⚡ 0:57

Should our school canteen sell junk food?

5 ⚡ 0:12

should

?

should not

6 ⚡ 0:16

I strongly believe that our school canteen should not sell junk food.

7 ⚡ 0:17

Have a go!

Think about your opinion on this question. Tell your opinion to a parent, carer or older sibling. Don't forget to use the strong words in your opinion (strongly, firmly, truly, totally, really, definitely).

Should we brush our teeth everyday?

8 ⚡ 1:11

Reasons

When writing a persuasive text, we **MUST** include reasons to **further persuade** our reader.

So, once you have your opinion, you then need to back your opinion up with well thought out reasons.

This is where you can really **convince** the reader to **agree** with you.

9 ⚡ 0:23

Reason Sentence Starters

Firstly... To start with... To begin... My first reason is...

Secondly...

One reason is...

Another reason is...

Most importantly...

Finally...

Last but not least...

10 ⚡ 0:47

To begin with, junk food is high in fat **and** it could make you put on weight.

Another reason is, junk food can make you very sick **as** it is very unhealthy.

Last but not least, too much junk food is not good for your teeth **because** it has a lot of sugar.

11 ⚡ 1:52

Writing Time

It is now your turn to write.

Is Summer better than Winter?

12 ⚡ 0:11

1. What is your opinion?

is better

?

is not better

13 ⚡ 0:17

1. What are your reasons?

See if you can come up with 2-3 different reasons to support your opinion.

(Make a list using dot points of as many reasons as you can think of and pick your BEST 2/3 from this list to write about.)

Don't forget to use a different sentence starter for each new reason.

14 ⚡ 0:43

Is Summer better than Winter?

Opinion:

Reasons:

15 ⚡ 0:18

Your class teachers and I can't wait to see your excellent writing!

Don't forget to take a picture of your completed work and upload it to SeeSaw.

16 ⚡ 0:29


Persuasive Writing

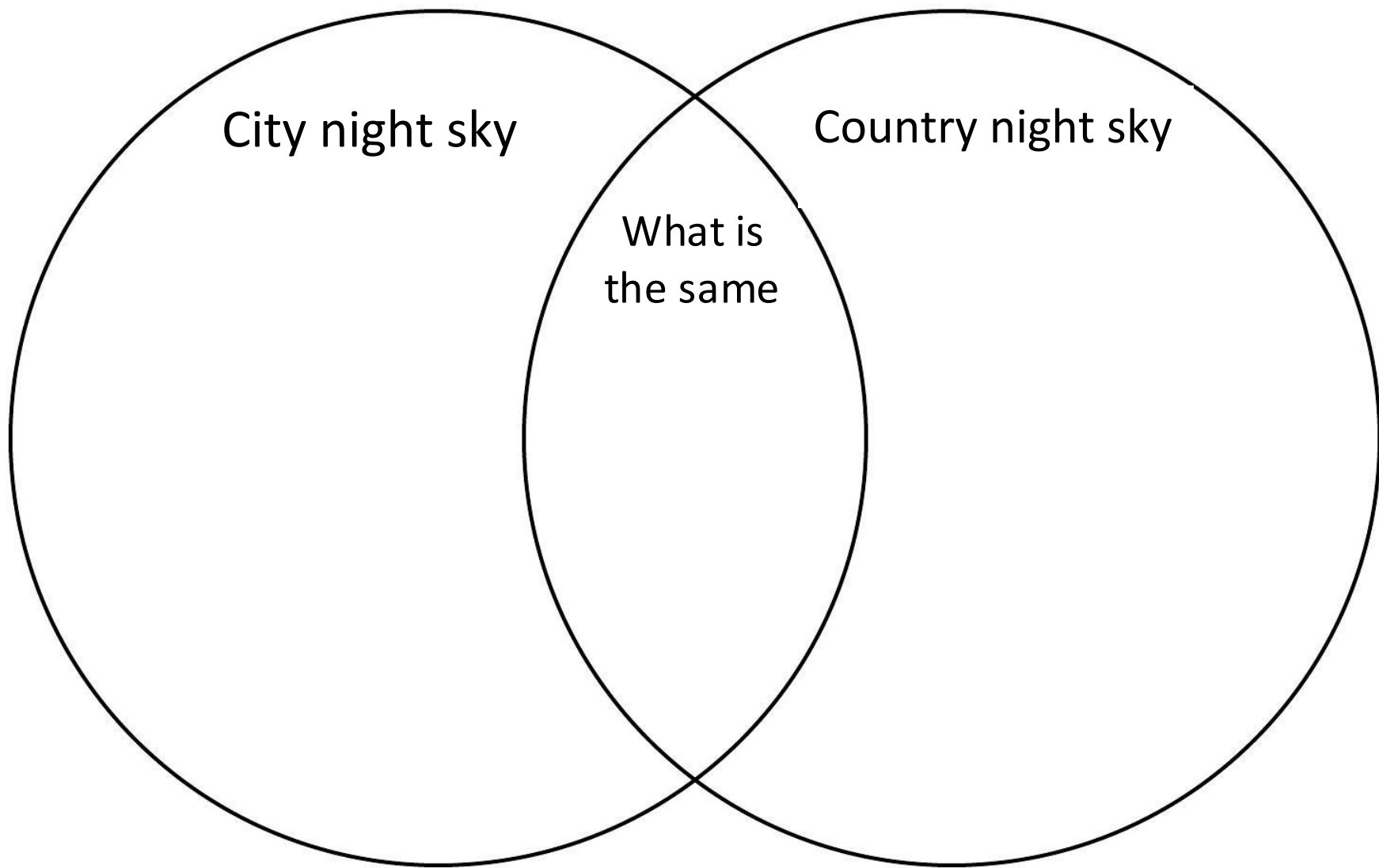
Is Summer better than Winter?

Opinion:

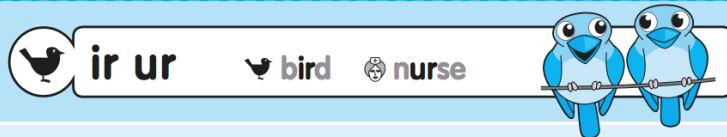


Reasons:





Unit 23



List Words


her fur first were
stir turn third work
girl hurt thirty word
bird surf thirteen circle

Letters

Words

1 Underline the letter or letters for **ir ur** in each List Word. If any of these are not in the sound box, write them with a word example in the box above.

2 Colour the bird if you hear **ir ur** in the picture name. Give each bird one worm for each sound in the picture name.



3 Write **ir** to finish the words. Join the pictures to the correct words.

★ We sometimes write **ir** for **ir ur**, as in bird.

st___ bird th___d 30 sk___t
g___l 1st f___st th___ty shirt

4 Finish these **ur** words.

★ We sometimes write **ur** for **ir ur**, as in nurse.

bur___ fire t___n heart
___ur___ girl cur___ nurse

5 Write words from the brackets to finish the sentences.

Colour words with **ir ur**.

This _____ came _____.

The _____ were in a _____.

_____ girls went to _____.

There is a _____ on her _____.

first girl

birds circle

work Thirty

shirt word

6 Write letters for **ir ur** to finish the words. Use **ir**, **ur**, **er**, **or** or **ere**.

Write a word from the box to match each clue.

h___ s___f
f___ c___cle
w___k w___
th___teen

a shape _____

a number _____

at the beach _____

do a job _____

7 Write **ir** or **ur** to finish the words.

Colour **ir** parts blue.

Colour **ur** parts purple.



What can you see –
a girl,
a shirt
or
a bird?

Answer: _____

