

Framework for Learning from Home – Early Stage 1, Term 3 Week 5

幼稚园在家学习大纲 – 第三学期第五周

You will need help from a parent/carer. Show each completed activity to your parents so they can check it and/or help you post it on Seesaw. 以下的一些作业，您可能需要父母的帮助。把你完成的作业给父母检查一下并上传到 Seesaw。

	Monday 09.08.21 星期一	Tuesday 10.08.21 星期二	Wednesday 11.08.21 星期三	Thursday 12.08.21 星期四	Friday 13.08.21 星期五
Task 任务	Can you make your bed? 你可以整理自己的床铺吗?	Can you pack your toys away after you use them? 你玩玩具后能把它收拾好吗?	What act of kindness can you do for a family member today? 今天你能为家庭成员做一件好事	Can you help set the table for dinner? 你能帮摆好餐具吗?	Can you help a family member today? 你今天能帮助一位家庭成员吗?
Session 1 上午	Morning Routine Sing the 'Days of the Week' song 唱'星期'歌 https://www.youtube.com/watch?v=8GKmCQOy88Y Practise writing the days of the week. Remember to use a capital letter for each day. Keep this somewhere safe for	Morning Routine Sing the 'Months of the Year' song 唱'月份'歌 https://www.youtube.com/watch?v=Fe9bnYRzFvk&list=PLV4susC4x15oEZ9AQUMEvPQxkh5j2q0uH&index=7&t=0s	Morning Routine Sing the 'Days of the Week' song 唱'星期'歌 https://www.youtube.com/watch?v=8GKmCQOy88Y Find your written days of the week from Monday.	Soundwaves Today's sound is 'z' for 'zebra'. Listen to the chant on seesaw. 今天学习'z' 字母发音。 Explore the sound 'z' on Soundwaves kids. 点击以下网站做练习 www.soundwaveskids.com	Morning Routine Sing the 'Weather Song' 唱'天气'歌 https://www.youtube.com/watch?v=061ePX3k-hA The season now is Winter. Look out the window. What is the weather like today? What is something you could wear in today's

Monday 09.08.21 星期一	Tuesday 10.08.21 星期二	Wednesday 11.08.21 星期三	Thursday 12.08.21 星期四	Friday 13.08.21 星期五
<p>Wednesday's activity! 练习写写星期。记住要用大写字母开头。把写好的作业放在可以找到的地方，周三要用到!</p> <p>Soundwaves</p> <p>Today's sound is 'w' for 'web'. Listen to the chant on Soundwaves. 今天学习'w' 字母发音。</p> <p>Explore the sound "w" on Soundwaves kids. 点击以下网站做练习 www.soundwaveskids.com.au</p> <p>Complete the student book activity either by telling your parents the answers or completing the worksheet. 告诉家长答案或完成学生用书活动部分。</p> <p>English</p> <p>Can you find sticks, leaves, pasta,</p>	<p>Tell your parents the months of the year. What month is your favourite and why? Do you celebrate something special in that month?</p> <p>Soundwaves</p> <p>Today's sound is 'w' for 'web'. Listen to the chant on Sound Waves. 今天学习'w' 字母发音。</p> <p>Explore the sound "w" on Soundwaves kids. 点击以下网站做练习 www.soundwaveskids.com.au</p> <p>Complete the handwriting activity. 完成书写练习页面</p> <p>English</p> <p>Can you write your focus fox words three times each? One large, one medium, one small. Your</p>	<p>Cut around each day, mix them up and then put them in order.</p> <p>Soundwaves</p> <p>Today's sound is 'z' for 'zebra'. Listen to the chant on seesaw. 今天学习'z' 字母发音。</p> <p>Explore the sound "z" on Soundwaves kids. 点击以下网站做练习 www.soundwaveskids.com.au</p> <p>Complete the student book activity either by telling your parents the answers or completing the worksheet. 告诉家长答案或完成学生用书活动部分。</p> <p>English</p> <p>Your focus fox words are: win, wet, zip, zap, pet, brown</p> <p>Can you make a pattern</p>	<p>com.au</p> <p>Complete the handwriting activity. 完成书写练习页面</p> <p>English</p> <p>Fill in the missing letters to make up the focus fox words. You may look at the words if you need help! win, wet, zip, zap, pet, brown</p> <p>w _ n w _ t z _ p z a _ p _ t b r _ _ n</p> <p>Practise reading these words to a family member.</p> <p>Library zoom lesson with Mr Philpott</p> <p>Write a sentence or more about some interesting facts on</p>	<p>weather? 现在是冬天。看看窗外。今天天气怎么样? 今天你可以穿什么衣服?</p> <p>Soundwaves</p> <p>Today's lesson will be a revision lesson. Explore all the sounds we have learnt, their chant and action. 今天复习学过的 字母发音。</p> <p>Click on this link and press 'all sounds' 点击以下网站复习 https://online.fireflyeducation.com.au/program/soundwaves/graphemes/unit/1/soundinfokit</p> <p>English</p> <p>Focus fox words: yes, no, you, have, van, vet</p> <p>Write three different sentences using a different focus fox word in each sentence. Circle the focus fox word you have used. Read your sentences to a</p>

Monday 09.08.21 星期一	Tuesday 10.08.21 星期二	Wednesday 11.08.21 星期三	Thursday 12.08.21 星期四	Friday 13.08.21 星期五
<p>playdough, pegs etc to make your focus fox words?</p> <p>This week's focus fox words are: wet, zip, she, has, pet, brown</p> <p>Listen to Mrs Minogue's Seesaw video on 'Ruby'.</p> <p>Draw a picture of Ruby and match labels to her body parts.</p> <p>Tell your parent/carer what Ruby looks like.</p> <p>Write a sentence or more about what Ruby looks like. Don't forget to use adjectives.</p> <p>E.g Ruby is a pet dog. Ruby has _____. She has _____.</p> <p>用家里的不同材料做出焦点词，如，木条，橡皮泥，树叶，意大利通心粉，夹子等。</p> <p>本周的焦点词是: wet,</p>	<p>focus fox words are: wet, zip, she, pet, has, brown</p> <p>E.g Win, win, win</p> <p>Listen to Mrs Minogue's Seesaw video on 'What Ruby needs to eat.'</p> <p>Write a sentence or two explaining what Ruby likes to eat and drink.</p> <p>E.g Ruby eats _____. She drinks _____.</p> <p>Draw a picture to match your sentence.</p> <p>这周的焦点单词是 wet, zip, she, pet, has, brown</p> <p>你能把你的单词写三遍吗？小-中-大。</p> <p>如例: win, win, win</p>	<p>using your focus fox words.</p> <p>E.g win</p> <p>Or</p> <p>Win</p> <p>Listen to Mrs Minogue's Seesaw video on 'Where Ruby lives.'</p> <p>Write a sentence or two explaining where Ruby lives.</p> <p>E.g Ruby lives _____. She has _____. She likes _____.</p> <p>Draw a picture to match your sentence.</p> <p>这周的焦点单词是 wet, zip, she, pet, has, brown</p> <p>如图例: win</p> <p>Or</p> <p>Win</p> <p>你能用不同字体练习焦点</p>	<p>Ruby. E.g Ruby _____. She _____.</p> <p>Draw a picture to match your sentence.</p> <p>填上所缺的字母，以组成单词。如果你需要帮助，你可以看看这些词! wet, zip, she, pet, has, brown</p> <p>w _ n w _ t z _ p z a _ p _ t b r _ _ n</p> <p>读读这些单词。</p> <p>Mr Philpott 图书馆 zoom课</p> <p>写一两句话说说牛的趣事。</p> <p>如: Ruby——。 它——。</p>	<p>family member.</p> <p>这周的焦点单词是 wet, zip, she, pet, has, brown</p> <p>用不同的焦点词写出三个不同的句子。圈出你用过的单词。把你的句子读给家人听。</p> <p>Geography – Why are places special to different people?</p> <p>地理——为什么每个人都有自己特别的地方?</p> <p>Some of the teachers made a video of a place that is special to them. Watch the video and see if you can guess the place from the clues they are giving you.</p> <p>* Did you guess their special place? * Did all of the teachers have the same special place?</p> <p>Activity: Draw a place that is special to you. It may be the park, the playground or somewhere inside or</p>


Monday 09.08.21 星期一	Tuesday 10.08.21 星期二	Wednesday 11.08.21 星期三	Thursday 12.08.21 星期四	Friday 13.08.21 星期五
<p>zip, she, has, pet, brown</p> <p>听听 Mrs Minogue's 在 Seesaw 的故事 'Ruby'.</p> <p>画一张 Ruby 的画, 并写出她的身体部位。</p> <p>告诉你的父母/看护人 Ruby 长什么样。</p> <p>写一两句话来描述 Ruby。别忘了用形容词。</p> <p>如: Ruby 是一只宠物狗。</p> <p>Ruby 有——。</p> <p>它有——。</p>	<p>听听 Mrs Minogue's 在 Seesaw 的故事 'What Ruby needs to eat.'</p> <p>写一两句话描写一下 Ruby 喜欢吃什么, 喝什么?</p> <p>如: Ruby 吃——。</p> <p>它喝——。</p> <p>把你的句子画出来。</p>	<p>词吗?</p> <p>听听 Mrs Minogue's 在 Seesaw 的故事 'Where Ruby lives.'</p> <p>写一两句话描写一下 Ruby 住在哪里。</p> <p>如: Ruby 住在——。</p> <p>它有——。</p> <p>它喜欢——。</p> <p>把你的句子画出来。</p>	<p>把你的句子画出来。</p>	<p>outside your home (like your backyard).</p> <p>Answer the following questions about your special place: You might like to write your answers or voice record your answers for your teacher.</p> <p>* Why is this place special to you?</p> <p>* What can you do at your special place?</p> <p>*What can you see at your special place?</p> <p>*What can you hear at your special place?</p> <p>* How does this special place make you feel?</p> <p>一些老师制作了一个对他们来说很特别的地方的视频。观看视频, 看看你是否能从他们给你的线索中猜出这个地方。</p> <p>*你猜到他们特别的地方了吗?</p> <p>*所有的老师的特别的地方一样吗?</p>

	Monday 09.08.21 星期一	Tuesday 10.08.21 星期二	Wednesday 11.08.21 星期三	Thursday 12.08.21 星期四	Friday 13.08.21 星期五
					<p>活动：画一个对你来说特别的地方。它可能是公园、操场或家内外的某个地方（比如你的后院）。</p> <p>回答以下关于你的特殊地方的问题：你可以写下答案或录下答案。</p> <p>*为什么这个地方对你来说很特别？</p> <p>*在你特别的地方你能做什么？</p> <p>*在你特别的地方你能看到什么？</p> <p>*在你特别的地方你能听到什么？</p> <p>*这个特别的地方让你感觉如何？</p>
Break 休息	Break (30 mins) Eat & Play 休息	Break (30 mins) Eat & Play 休息	Break (30 mins) Eat & Play 休息	Break (30 mins) Eat & Play 休息	Break (30 mins) Eat & Play 休息

	Monday 09.08.21 星期一	Tuesday 10.08.21 星期二	Wednesday 11.08.21 星期三	Thursday 12.08.21 星期四	Friday 13.08.21 星期五
Session 2 中午	<p>Mathematics – 数学</p> <p>Division/sharing 除法</p> <p>Watch Sesame Street: Sharing Song with Ernie and Elmo 看视频</p> <p>https://www.youtube.com/watch?v=rK14EjaogqW</p> <p>Watch Elmo and the Cookie Monster: Share 看视频</p> <p>https://www.youtube.com/watch?v=KTFJ9gifAXg</p> <p>Put 12 objects in a bowl e.g. blocks, pegs, buttons, small toys. Can you share your objects equally with someone? Make sure you and your family member get the same amount each. How many objects did you and your family member get each?</p> <p>Can you share your objects equally with two friends? How many</p>	<p>Mathematics -数学</p> <p>Division/sharing 除法</p> <p>Watch The Doorbell Rang 看视频</p> <p>https://www.youtube.com/watch?v=HZpXuc735pg</p> <p>Make 18 cookies with playdough or draw on paper and cut them out. You could trace around a cookie cutter if it's ok with your parents.</p> <p>Have a tea party with you and 3 of your toys. Share the cookies equally with your toys.</p> <p>How many did you each get?</p> <p>Now share your 18 cookies equally with one other person.</p> <p>How many did you each get?</p> <p>Draw a picture of your tea party, showing how many cookies you each</p>	<p>Mathematics 数学</p> <p>Today we are going to revise the number 5 by completing a number talk.</p> <p>Write the number 5 in the middle of your piece of paper.</p> <p>How many ways can you make the number 5.</p> <p>Draw 5 flowers.</p> <p>Write the word five.</p> <p>Write the number that comes before 5.</p> <p>Show 5 using tally marks.</p> <p>7 balloons and 2 balloons fly away. 5 balloons are left.</p> <p>Can you think of some more ways to make the number 5. Be as creative as you like.</p> <p>今天我们复习数字 5</p> <p>在纸的中间写上数字 5。</p> <p>你有多少种方法可以构成</p>	<p>Mathematics 数学</p> <p>Area 面积</p> <p>Make a robot on the floor or on your table using sheets of paper or envelopes that are the same size. Maybe you could cut a large piece of paper into smaller squares or rectangles that are of equal size.</p> <p>用同样大小的纸或信封在地板上或桌子上摆出一个机器人。你可以把一张大纸分成大小相等的正方形或长方形。</p>  <p>How many pieces of paper did you use to</p>	<p>Mathematics 数学</p> <p>Area 面积</p> <p>Design your own house or rocket on the grid paper, just like you did in yesterday's maths lesson.</p> <p>Count all the coloured squares to work out the area of your picture.</p> <p>Record your answer on the worksheet.</p> <p>My house has an area of _____ squares.</p> <p>Or</p> <p>My rocket has an area of _____ squares.</p> <p>在网格纸上设计你自己的房子或火箭，就像昨天在数学课上做的那样。</p> <p>数一数所有的彩色方块，算出它们的面积。</p> <p>将答案写下来。</p> <p>我的房子面积是———。</p> <p>或</p>

Monday 09.08.21 星期一	Tuesday 10.08.21 星期二	Wednesday 11.08.21 星期三	Thursday 12.08.21 星期四	Friday 13.08.21 星期五
<p>objects did you and your friend get each?</p> <p>Now can you draw a sharing story.</p> <p>Challenge: Maybe you could share 16, 18 or 20 objects.</p> <p>将 12 件东西放入碗中，例如积木、钉子、纽扣、小玩具。你能和别人平分你的东西吗？确保你和你的家人获得相同的数量。你和你的家人每人得到了多少件东西？</p> <p>你能和两个朋友平等地分你的东西吗？你和你的朋友每人各得到了多少东西？</p> <p>现在你可以画一个平分故事了。</p> <p>挑战：也许你可以分 16、18 或 20 个东西。</p> <p>Guided Reading (in2era) 阅读 Choose a book from in2era from your level to</p>	<p>got.</p> <p>用橡皮泥做 18 块饼干，或者在纸上画 18 块饼干，然后把它们剪下来。</p> <p>你和你的三个玩具一起开个茶话会。平分你的饼干和玩具。</p> <p>你们每人得到了多少？</p> <p>现在你与另一个人平分你的 18 块饼干。</p> <p>你们每人得到了多少块？</p> <p>画一张你们茶话会的画，画画你们每人得到了多少饼干。</p> <p>Counting by 2s</p> <p>按双数数数</p> <p>Watch 看视频 https://www.youtube.com/watch?v=GvTcpfSnOMQ</p> <p>Guided Reading (in2era) 阅读</p> <p>Re-read the book you</p>	<p>数字 5。</p> <p>画 5 朵花。</p> <p>英文字 five。</p> <p>写出 5 之前的数字。</p> <p>用计数符号显示 5。</p> <p>7 个气球和 2 个气球飞走了。剩下 5 个气球。</p> <p>你能想出更多的方法来得到数字 5 吗。</p> <p>12-3pm Wellbeing Wednesday</p> <p>周三下午 12:00-3:00</p> <p>Go for a walk with a family member.</p> <p>Do something for a family member – you could help make lunch, tidy part of the house or fold the washing.</p> <p>和家人一起去散步。为家人做点什么——你可以帮忙做午饭，收拾房间或者</p>	<p>make your robot? 你用了多少张纸来制作你的机器人？</p> <p>What is the area of your robot? 你的机器人的面积是多少？</p> <p>Hint; These 2 answers will be the same.</p> <p>提示：有两个答案是相同的。</p> <p>Design your own robot on the grid paper like the example below.</p> <p>Count the area of each body part and record your answers on the worksheet.</p> <p>在网格纸上设计自己的机器人，如下例所示。</p> <p>计算每个身体部位的面积，并将答案写下来。</p>	<p>我的火箭面积是———。</p> <p>Play some games on iMaths Kids 玩数学游戏 www.imathskids.com.au</p> <p>Student login 学生登录: some685</p> <p>Guided Reading (in2era) 阅读</p> <p>Re-read the book you read on Thursday on in2era before choosing another book on the same level. Read your new book to a family member.</p> <p>重新阅读你周四读过的书。然后再选择同一级别的新书。把你的新书读给家人听。</p> <p>Website 网站: www.in2era.com.au</p> <p>Log in 登录: hurstville Password 密码: hurstville</p> <p>Optional: Choose a game to</p>

Monday 09.08.21 星期一	Tuesday 10.08.21 星期二	Wednesday 11.08.21 星期三	Thursday 12.08.21 星期四	Friday 13.08.21 星期五
<p>read to a family member. 选择一本与你同等阅读级别的书，读给家人听。</p> <p>Website: 网站 www.in2era.com.au</p> <p>Log in 登录: hurstville Password 密码: hurstville</p> <p>Choose a game to play. 玩玩游戏。</p>	<p>read yesterday on in2era before choosing another book on the same level. Read your new book to a family member.</p> <p>重新阅读你昨天在 in2era 上读过的书，然后再选择同一级别的另一本书。把你的新书读给家人听。</p> <p>Website:网站 www.in2era.com.au</p> <p>Log in 登录: hurstville Password 密码: hurstville</p> <p>Choose a game to play. 玩玩游戏</p>	<p>叠衣服。</p> <p>学习折纸或杂耍等新技能（可以使用卷起的袜子等物品）</p> <p>Learn a new skill such as origami or juggling (you can use objects such as rolled up socks) 学习折纸或杂耍等新技能（如，用卷起来的袜子）。</p> <p>看视频</p> <p>https://www.youtube.com/watch?v=KfnyopxdJXQ</p> <p>We hope you enjoy for afternoon! 祝你有个愉快的下午！</p>	 <p>Play some games on iMaths Kids 玩数学游戏 www.imathskids.com.au</p> <p>Student login 学生登录 : some685</p> <p>Guided Reading 阅读 (in2era)</p> <p>Re-read the book you read on Tuesday on in2era before choosing another book on the same level. Read your new book to a family member.</p> <p>重新阅读你周二读过的书。然后再选择同一级别的新书。把你的新书读给家人听。</p>	<p>play. 玩玩游戏</p>

	Monday 09.08.21 星期一	Tuesday 10.08.21 星期二	Wednesday 11.08.21 星期三	Thursday 12.08.21 星期四	Friday 13.08.21 星期五
				Website 网站: www.in2era.com.au Log in 登录: hurstville Password 密码: hurstville Optional: Choose a game to play. 玩玩游戏	
Break 休息	Break (1 hour) Eat & Play 休息	Break (1 hour) Eat & Play 休息	Break (1 hour) Eat & Play 休息	Break (1 hour) Eat & Play 休息	Break (1 hour) Eat & Play 休息
Session 3 下午	Community Language 语言课 (中文)	Singing and Dancing on zoom Zoom 课 -唱歌跳舞 The Kindy teachers will invite you on zoom for a fun filled afternoon of singing and dancing. If you are unable to join on zoom you can sing along to some of your own songs or go to ABC iview and watch one episode of Playschool. https://iview.abc.net.au/video/CH1512H031S00		Physical Education Workout 1 – 体育 Can be done outside or inside. Make sure you have a bottle of water and if you are outside you are being sunsafe. 可以在室外或室内完成。如果你在户外，记着喝水，涂防晒油。 Warm up: *Jog on the spot for 10 seconds. Have a 10 second break. *Jog on the spot for 15 seconds. Have a 10	Creative Arts 美术 Make a picture using leaves, sticks, seedpods, pasta, seeds or anything around the house. 用树叶、树枝、种子、意大利空心面、种子或房子周围的任何东西创作一幅画。 

Monday 09.08.21 星期一	Tuesday 10.08.21 星期二	Wednesday 11.08.21 星期三	Thursday 12.08.21 星期四	Friday 13.08.21 星期五
		<p>老师们邀请你在 zoom 上度过一个充满欢乐的下午，一起唱歌跳舞。</p> <p>如果你不能加入 zoom，你可以跟着自己的歌一起唱，或者去 ABC iview 看一集 Playschool。</p> <p>https://iview.abc.net.au/video/CH1512H031S00</p>	<p>second break. *Jog on the spot for 20 seconds. Have a 10 second break.</p> <p>* Do 10-star jumps.</p> <p>* Hop on your right foot for 10 seconds.</p> <p>* Hop on your foot for 10 seconds.</p> <p>* Jump forward 5 jumps.</p> <p>* Jump backwards 5 jumps.</p> <p>* Skip on the spot for 20 seconds.</p> <p>热身:</p> <p>*原地慢跑 10 秒钟。休息 10 秒钟。</p> <p>*原地慢跑 15 秒。休息 10 秒钟。</p> <p>*原地慢跑 20 秒。休息</p>	<p>You will need:你需要:</p> <p>*Leaves, sticks, pasta or anything around the house. 树叶、树枝、种子、意大利空心面、种子或房子周围的任何东西</p> <p>*Glue or sticky tape. 胶水或胶带。</p> <p>*A plain piece of paper. 一张纸。</p> <p>*Scissors 剪刀</p> <p>*Textas 涂色笔</p> <p>What to do:怎么做:</p> <p>* Find a picture of your favourite animal to look at.</p> <p>* Take a small plastic bag and go for a little walk around your house or backyard and collect some leaves, flowers, pasta, seeds, coloured paper or anything that you think you could use for your picture. Make sure you take a parent or carer with you.</p> <p>* Arrange your collection of things to make a picture of</p>

Monday 09.08.21 星期一	Tuesday 10.08.21 星期二	Wednesday 11.08.21 星期三	Thursday 12.08.21 星期四	Friday 13.08.21 星期五
			<p>10 秒钟。</p> <p>*跳 10 次。</p> <p>*用右脚跳 10 秒钟。</p> <p>*用左脚跳 10 秒钟。</p> <p>*向前跳 5 跳。</p> <p>*向后跳 5 次。</p> <p>*原地跳过 20 秒。</p> <p>Warm Down: Just Dance 跟着视频一起跳 “You’ve got a friend in me”.</p> <p>https://m.youtube.com/watch?v=-iCEe-CmlBM</p>	<p>your favourite animal. Be as creative as you like.</p> <p>* Use glue or sticky tape to stick the leaves, pasta or other things in place.</p> <p>* Use a texta to draw an eye/eyes.</p> <p>* Let the glue dry.</p> <p>* Take a photo to show your teacher.</p> <p>找一张你最喜欢的动物的照片。</p> <p>*带上一个小塑料袋，在家里或后院，收集一些树叶、花、种子、彩纸或任何你认为可以用来作画的东西。外出时要有父母或看护人跟随。</p> <p>*把你收集的东西整理成你最喜欢的动物的图像。要有创意。</p> <p>*用胶水或胶带把叶子、意大利面或其他东西粘在适当的地方。</p> <p>*使用涂色笔画上眼睛。</p>

Monday 09.08.21 星期一	Tuesday 10.08.21 星期二	Wednesday 11.08.21 星期三	Thursday 12.08.21 星期四	Friday 13.08.21 星期五
				*等胶水干。 *拍张照片给你的老师看。



W

1 Colour the letter for in each List Word.

win wet web

2 Circle the picture if you hear in the picture name.



3 Write a stroke on the line for each sound you hear in the picture name.



4 Write a List Word to match each picture.



Z

1 Colour the letter for in each List Word.

zap zip

2 Tick the box if you hear in the picture name. Cross the box if you do not hear in the picture name.




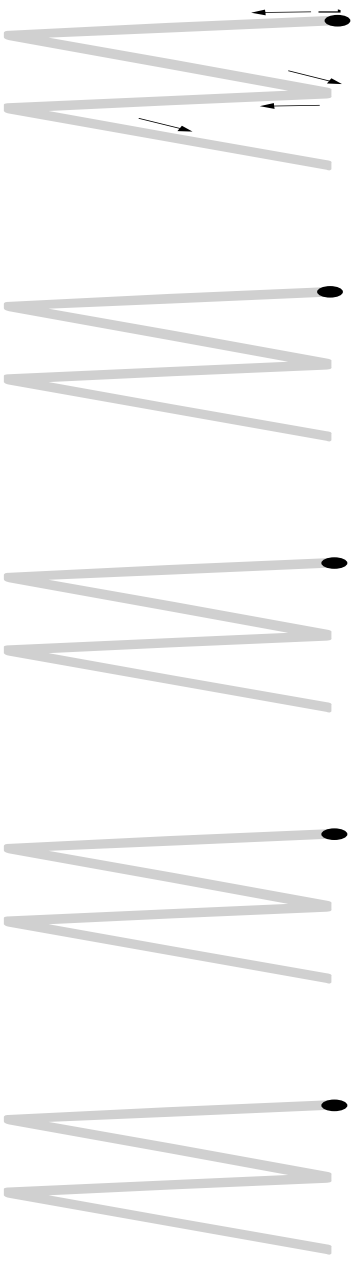
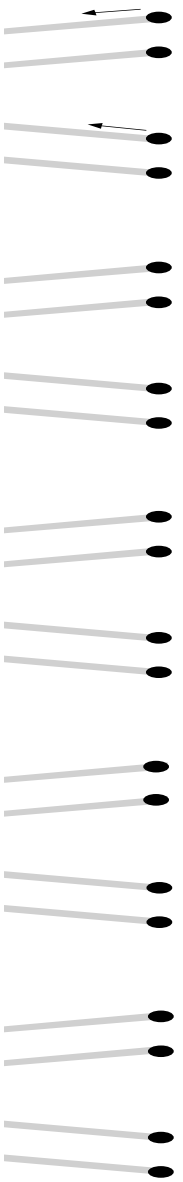
3 Find pairs of pictures with names that rhyme. Colour each pair the same colour.



4 Write a List Word to match each picture.

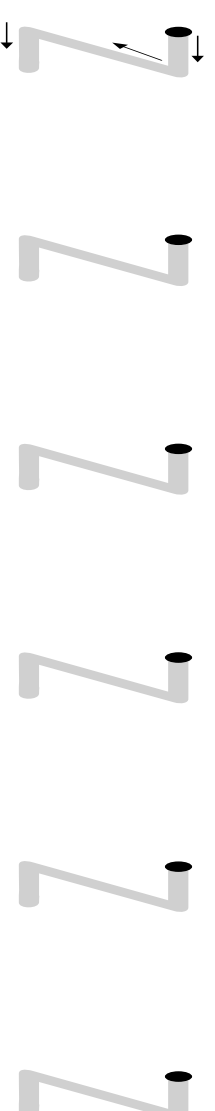
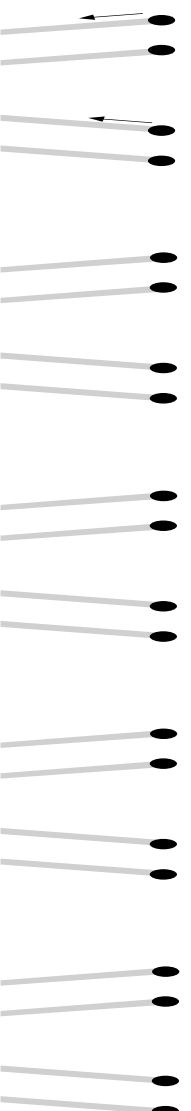
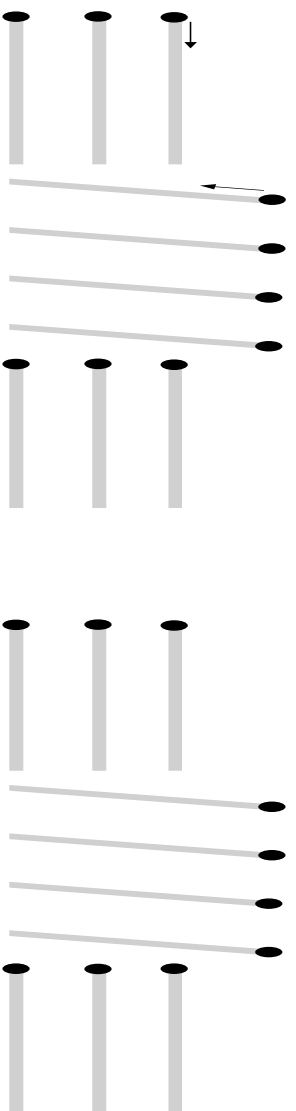


★ Trace the patterns and letters using the starting points.



BLM HW24 (NSW) 


✦ Trace the patterns and letters using the starting points.



My robot's name is

Body Parts **Area**

Head	
Neck	
Body	
Arms	
Legs	



The area of my
robot is _____
squares.

