







Framework for Learning from Home – Year 3

Languages - Term 3 Weeks 3-4

Please find **your language class** below and choose **ONE task** to complete each week. You will need help from a parent/carer. Show each completed task to your parents so they can check it.

请在下面找到您的语言老师班，并选择每周完成一项任务。您或许需要父母/照顾者的帮助将完成的作业上传到 Seesaw。


Taskss																																									
<p>Chinese Community Language</p> <div style="display: flex; flex-wrap: wrap;"> <div style="width: 50%;"></div> <div style="width: 50%;"></div> <div style="width: 50%;"></div> <div style="width: 50%;"></div> <div style="width: 50%;"></div> </div>	<p>Please access the video link below to watch recorded language lesson. You will need to log in in Zoom use information provided by your class teacher. If you haven't received the information yet, please don't worry, your class teacher will share with you the information sometimes this week.</p> <p>请点击以下视频链接观看录制的语言课程。您需要登录 Zoom。如果您尚未收到 Zoom 的学生登录信息，请不要担心，您的班主任将在本周与您分享这些信息。</p> <p>https://nsweducation.zoom.us/rec/share/Ls9tZhkbAHA6suZ52XcVpyCLTMFDUPZvIAj_hvw_DDGYvj1xMiZWndUkGRXGabH.OCVh8hfuSzcVAb3?startTime=1627279992000</p> <p>Passcode: Nr+3\$XV0</p> <p style="text-align: center;">lǎng dú bìng chāo xiě xià miàn zhè jù huà sān biàn</p> <p>1. Read and copy the following sentence 3 times. 朗读并抄写下面这句话三遍。</p> <table border="1" style="width: 100%; text-align: center;"> <tr> <td>y ā</td><td>z u ǐ</td><td>sh ò u</td><td>y ǒ u</td><td>b i ǎ n</td><td>b i ǎ n</td><td>d e</td><td>z u ǐ</td><td>b ā</td><td>。</td> </tr> <tr> <td>鸭</td><td>嘴</td><td>兽</td><td>有</td><td>扁</td><td>扁</td><td>的</td><td>嘴</td><td>巴</td><td></td> </tr> <tr> <td> </td><td> </td><td> </td><td> </td><td> </td><td> </td><td> </td><td> </td><td> </td><td> </td> </tr> <tr> <td> </td><td> </td><td> </td><td> </td><td> </td><td> </td><td> </td><td> </td><td> </td><td> </td> </tr> </table>	y ā	z u ǐ	sh ò u	y ǒ u	b i ǎ n	b i ǎ n	d e	z u ǐ	b ā	。	鸭	嘴	兽	有	扁	扁	的	嘴	巴																					
y ā	z u ǐ	sh ò u	y ǒ u	b i ǎ n	b i ǎ n	d e	z u ǐ	b ā	。																																
鸭	嘴	兽	有	扁	扁	的	嘴	巴																																	

Taskss											
	<table border="1" style="width: 100%; height: 20px; margin-bottom: 5px;"> <tr> <td style="width: 10%;"></td> <td style="width: 10%;"></td> <td style="width: 10%;"></td> <td style="width: 10%;"></td> <td style="width: 10%;"></td> <td style="width: 10%;"></td> <td style="width: 10%;"></td> <td style="width: 10%;"></td> <td style="width: 10%;"></td> <td style="width: 10%;"></td> </tr> </table> <p style="text-align: center; margin: 0;">wánchéng dān cí liàn xí</p> <p>2. Quizlet – interactive learning. 完成 Quizlet 单词练习。 https://quizlet.com/a046kq?x=1jqt&i=wqtwf</p>										
<p>Chinese LOTE</p> 	<p>Please access the video link below to watch recorded language lesson. You will need to log in in Zoom use information provided by your class teacher. If you haven't received the information yet, please don't worry, your class teacher will share with you the information sometimes this week.</p> <p>https://nsweducation.zoom.us/rec/share/X3DR32OxRijfNnqRLIFBPqAf9YNwVVf7BUacraOSR46CWbi0nTkPmb86BJHGK_IC.7WeEgWq7_TxHRdMX?startTime=1627362972000</p> <p>1. What country are you from?</p> <p>Watch the youtube video and practice reading aloud: https://www.youtube.com/watch?v=MBd0Ps32RBg&ab_channel=EverydayChinese</p> <p>2. Create an audio recording of you saying: 你是哪国人? Nǐ shì nǎ guó rén 我是(your nationality/or background)人。 E.g. 澳大利亚 Àodàliyǎ - Australian Wǒ shì _____ rén.</p> <p>3. Practice writing:</p>										

Taskss

哪 口 kǒu	nǎ which? where? how? 哪哪哪哪哪哪哪哪哪哪
哪	
国 口 wéi	guó country, nation, state, national 国国国国国国国国国
国	

Arabic Community Language



Please access the video link below to watch recorded language lesson. You will need to log in in Zoom use information provided by your class teacher. If you haven't received the information yet, please don't worry, your class teacher will share with you the information sometimes this week.

https://nsweducation.zoom.us/rec/share/dM0XSRSGR_EJWy5bcP22_PZB7kt7mA0zPi04KRnPBxJ_Sx3uz_rzvcJKpkmaPwbwh.Bky-ZGneY5A5a4_I

1. Quizlet

Quizlet Interactive Learning: <https://quizlet.com/218712889/countries-in-arabic-flash-cards/>

You need to use the Quizlet to practice as many Arabic countries as you can. You can look at the flashcards, practice writing, listen to the sounds etc.

2. Worksheets

You need to copy each sentence three times.

Taskss

Rainforest Worksheet

Copy these sentences 3 times in arabic

There are a lot of plants in the rainforest.

هناك الكثير من النباتات في الغابات المطيرة

There are many types of rainforests.

هناك أنواع كثيرة من الغابات المطيرة

There are a lot of animals in the rainforest.

هناك الكثير من الحيوانات في الغابات المطيرة

Spanish LOTE



Please access the video link below to watch recorded language lesson. You will need to log in in Zoom use information provided by your class teacher. If you haven't received the information yet, please don't worry, your class teacher will share with you the information sometimes this week.

https://nsweducation.zoom.us/rec/share/g-uJaysqanGxF03diOi9cQi4aHSahzxmt0cNLWp_SiBPkugB_O30njGhIviCAv_B.8svwDwzxrL4I7GR

Passcode: 5PY?quQE

Spanish speaking countries

Taskss

1. Practice greetings

https://www.123teachme.com/kids/spanish_flash_cards/category/children_introductions?src=sentences

Create an audio recording of you saying our normal classroom routine:

- Buenos Dias/Buenas tardes
- Hoy es.....dia
- El tiempo es
- La fecha es

2. Follow the game take a photo of your score.

https://www.123teachme.com/games/drag_n_match/category/countries_quiz

3. Why is it important to learn Spanish?

Write the answer in Spanish and record your self-answering the question.