

Framework for Learning from Home Year 3: Week 4


三年级在家学习大纲 第三学期第四周

以下的作业，你有可能需要父母的协助才能完成。请展示父母你已经完成的作业。

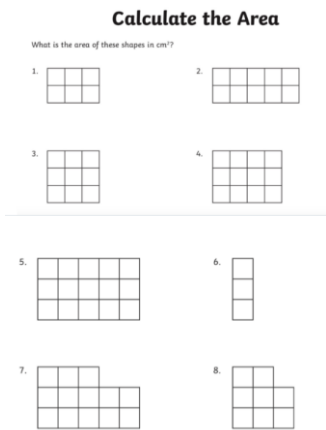

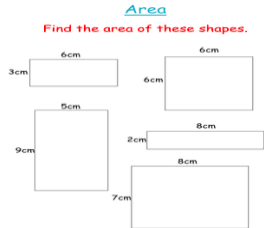
For some of the below activities you may need your parents help. completed activity to your parents to check.


	Monday 星期一 2nd August 八月二日	Tuesday 星期二 3rd August 八月三日	Wednesday 星期三 4th August 八月四日	Thursday 星期四 5th August 八月五日	Friday 星期五 6th August 八月六日
Session 1 第一节	English 英语 Reading: 阅读 Choose you own book or magazine article to review OR listen to the book being read on Seesaw. Complete the book review attached or write in your workbook.	English 英语 Reading 阅读: With Ms Wadley , 和 Ms Wadley 一起读 Listen to chapter 1 of The Secrets of Magnolia Moon by Edwina Wyatt. You will need to play	English 英语 Reading 阅读: Read one chapter of a book at home or read a text from your school magazine: 在家读一本书的一章或阅读学校杂志的一篇课文。 https://theschoolmagazine.com.au/magazine	English 英语 Readingyu 阅读: With Ms Wadley 阅读 和 Ms Wadley 一起读 Listen to chapter 2 (part 1) of The Secrets of Magnolia Moon by Edwina Wyatt. Click on	English:英语 Reading: 阅读 Emoji Book Opinion Draw a picture of the book cover you'd like to give your opinion about.

	<p>The book I am reading is _____ by _____. It is a fiction/ factual. You could talk about the genre. I would give it _____ stars out of 5 because _____ (it made me laugh)</p> <p>Tell us about the story (the main idea) e.g. The story is about a little boy who grows dragons in his garden. The dragons get into lots of mischief. 选择您自己的书籍或杂志文章来回顾或收听在跷跷板上阅读的书。完成所附的书评或写入您的工作簿。我正在读的书是_____。这是虚构/事实。你可以谈论这个流派。我会给它 5 个因为_____中的星星（这让我发笑）告诉我们这个故事（主要的想法），例如，这个故事是关于一个小男孩在他的花园里长龙。龙陷入很多恶作剧。</p>	<p>both links to hear the whole chapter.听埃德温娜·怀亚特的《玉兰月亮的秘密》第 1 章。您将需要播放这两个连接才能听到整个文章</p> <p>Link 1 - https://drive.google.com/file/d/1Lj5rSLq1QcmcdsPyRkksSoHoZsQ2L2wi/view?usp=sharing</p> <p>Link 2 - https://drive.google.com/file/d/1Lk2Oq_3qJO_EUzYphEL-rrhVO26QiXIE/view?usp=sharing</p> <p>Answer the following questions to show your understanding.回答以下問題以顯示您的理解。</p> <ol style="list-style-type: none"> 1. Where were Magnolia Moon and Imogen May sitting when Imogen May explained that she was leaving? 2. What kinds of 	<p>/countdown</p> <p>Responding to Text: Visual map – Identify the main setting of the text you are reading. Draw and label a diagram which shows all of the key features of this setting. Make your diagram clear and colourful. 回應文字：視覺地圖----確定您正在閱讀的文句的主要設置。繪製並標記图表，该图表必須顯示所有關鍵功能。您绘制的圖表必須清晰多彩。</p> <p>Spelling: 拼字练习</p> <p>Unit 21 , 单元 21</p> <p>Graphemes: ar, a, au, ear</p> <p>Create a find-a-word for your family member to complete. Make sure it is nice and neat so they can see the letters clearly. 元音: ar, a, au , ear 為您的家人創建一</p>	<p>the link below. 聽埃德溫娜·懷亞特的《玉蘭月亮的秘密》第 2 章（第 1 部分）。按下面的連結</p> <p>•</p> <p>https://drive.google.com/file/d/1Lo-WdZCXXxVxJsc1vv9CnagByTitplcJR/view?usp=sharing</p> <p>Answer the following questions to show your understanding. 回答以下問題以顯示您的理解。</p> <ol style="list-style-type: none"> 1. Why didn't Imogen May like being early to school? 为什么伊莫根不喜欢早点上学? 2. Mr Hawkins asks the students to write some goals. Can you list 2 or 3 personal goals that you hope to 	 <p>Choose one emoji that shows how you feel about the book. Write a complete sentence that says how you feel about this book: "This book makes me _____ because 表情符号书意见, 画一张你想表达你的意见的书的封面图片。 选择一个表情符号, 显示你对这本书的感觉。 写一个完整的句子, 说明你对这本书的感觉: "这本书让我_____, 因为_____."</p> <p>Writing: 写作</p>
--	---	---	---	---	---

	<p>Spelling:拼写练习第 21 单元 Unit 21 Graphemes: ar, a, au, ear</p> <p>In your neatest writing, write each of your spelling words just like you do at school. Make sure to number each spelling word.</p> <p>元音: ar, a, au, ear</p> <p>整齊的寫出来，寫出你的每個拼寫單詞就像你在學校寫的一樣。請務必為每個字編號。</p>	<p>things do Imogen May and Magnolia Moon like to do together?</p> <p>3. Write a short passage explaining how you would feel if your best friend was leaving our school.</p> <p>1 當伊莫根·梅 解釋她要離開時，玉蘭月亮和伊莫根·梅 坐在哪裡？ 2 伊莫根·梅和玉蘭月亮喜歡一起做什麼樣的事情？ 3. 寫一篇短文，解釋如果你最好的朋友離開我們的學校你會有什麼感覺。</p> <p>Writing 写作:</p> <p>You will continue from this piece of writing and write your 1st reason only.</p>	<p>個查找單詞的表格。這張表格必須做得很整齊，很好，這樣他們才能清楚地看到表格里的字母。</p> 	<p>achieve by the end of this year. 霍金斯先生要求学生们写一些目标。能否列出您希望在今年年底实现的 2 或 3 个人目标</p> <p>Writing: 写作</p> <p>Use the "Writing Ideas" sheet to write your 2nd reason why “Computers Should Replace Books”使用“写作想法”表来写您的第二个原因，“ 电脑应该取代书本 ”</p> <p>This is ONLY 1 paragraph. This 2nd paragraph should include an opening sentence that can start with: Next, Furthermore, In addition, etc.</p> <p>Explain your second reason and provide some detail.只要写一段</p>	<p>Use the "Writing Ideas" sheet to write your 3rd reason why Computers Should Replace Books</p> <p>This is ONLY 1 paragraph. This 3rd paragraph should include an opening sentence that can start with: Finally, Lastly, Last but not least etc.</p> <p>Explain your third reason and provide some detail. 使用"写作想法"表来编写电脑应该替换书籍的第三个原因，只要写一段。第三段应包括一个开头的句子，可以用：终于，最后，但并非最不重要的等等，来解释您的第三个原因，并提供一些细节。</p>
--	--	---	---	--	--

		<p>This is ONLY 1 paragraph. This 1st paragraph should include an opening sentence that can start with: First, To begin with, Firstly etc.</p> <p>Explain your first reason and provide some detail. Refer to the "Writing Ideas" sheet included. 你將繼續写這篇文章，只寫你的第一個原因。只写一段。第一段應包括一個開頭句子，如：第一，開始，等等来解釋您的第一個原因，並提供一些細節。請參閱包含的「寫作想法表」。</p>		<p>。第二段应包括一个开头句子，如：下一个，此外，除外，等等，来解释您的第二个原因，并提供一些细节。</p>	
Break 休息	Break (30 min) Eat and Play 休息 (30 分鐘) 吃和玩	Break (30 min) Eat and Play 休息 (30 分鐘) 吃和玩	Break (30 min) Eat and Play 休息 (30 分鐘) 吃和玩	Break (30 min) Eat and Play 休息 (30 分鐘) 吃和玩	

<p>Session 2</p> <p>第二节</p>	<p>Mathematics 数学</p> <p>Position 位置</p> <p>Complete the Map Grid worksheet at the end of this booklet.</p> <p>You can identify squares by using a letter and a number. For example, the Luna Park sign is at coordinate A4 (the square that is in row A, column 4) 在本手冊的末尾完成地圖網格工作表。您可以使用字母和數字識別正方形。例如，露娜公園標誌位於座標 A4 (A 行中的正方形，第 4 列)</p> <p><i>Optional iMaths Activity-</i> Go to the games section and choose an activity.</p> <p>Login details:可選的 iMaths 活動- 轉到遊戲部分並選擇活動。 登入詳</p>	<p>Mathematics: 数学</p> <p>Position 位置</p> <p>Draw a simple map of Hurstville. Include your house, the school, the train station and any places that are important to you.繪制 Hurstville 的簡單地圖。包括你家的房子，學校，火車站和任何對你认为很重要的地方。</p> <p>Add a grid to the map and explain where your favourite places are using coordinates, e.g. 'My house is in square B3'.</p> <p><i>Optional iMaths Activity-</i> Go to the games section and choose an activity.</p> <p>Login details:在地圖上添加方格，並解釋您最喜歡的地方，使用座標的位置，例如"我的房子位於方格 B3 中"。可選的</p>	<p>Mathematics: 数学</p> <p>Addition & Subtraction 加 減 法</p> <p>Complete the +&- worksheet at the end of this booklet. Make sure to show your working out.</p> <p><i>Optional iMaths Activity-</i> Go to the games section and choose an activity.</p> <p>Login details: 在本摺頁冊的末尾完成加減工作表。一定要展示你做的工作。可選的 iMaths 活動-轉到遊戲部分並選擇活動。</p> <p>登入詳細資訊： www.imathskids.com.au Access Code: nine026</p>	<p>Mathematics:数学</p> <p>Area 面积</p> <p>Find the area of each shape by counting each square.通过计算每个正方形来查找每个形状的区域</p>  <p><i>Optional iMaths Activity-</i> Go to the games section and choose an activity.</p> <p>Click the link: 可选的 iMaths 活动—转到游戏部分并选择活动。 单击链接： www.imathskids.com.</p>	<p>Mathematics:数学</p> <p>Area 面积</p>  <p>Use the formula Length x Breadth to calculate the area of each rectangle. 使用公式长度 x 宽度计算每个矩形/长方形的面积。</p> 
---	---	---	---	---	---

	<p>細資訊： www.imathskids.com.au Access Code: nine026</p>	<p>iMaths 活動—轉到遊戲部分並選擇活動。登入詳細資訊： www.imathskids.com.au Access Code: nine026</p>		<p>au Access Code: nine026</p>	
Break 休息	<p>Break (1 hour) Eat and Play 休息一小时，吃和玩</p>	<p>Break (1 hour) Eat and Play 休息一小时，吃和玩</p>	<p>Break (1 hour) Eat and Play 休息一小时，吃和玩</p>	<p>Break (1 hour) Eat and Play 休息一小时，吃和玩</p>	<p>Break (1 hour) Eat and Play 休息一小时，吃和玩</p>
<p>Session 3 第三节</p>	<p>Language Class 学习语言 时间</p>	<p>Science 科学 Day and Night 白天和黑夜 Watch the video, "Earth's Rotation & Revolution.觀看視頻，"地球的旋轉和革命" https://www.youtube.com/watch?v=l64YwNI1wr0 Place the labels into the correct places to show how day and night happens.將標籤放置到正確的地方，以顯示日夜如何發生。</p>	<p>Geography:地理 Use the facts that you gathered last week about your chosen land mark and create a poster. Include a heading, (Use an interesting font e.g. bubble writing) images and text. You can download pictures or draw your own. Add captions in text boxes too. Write the information in full sentences that make sense. If you want to complete the poster on a different landmark that's O.K. too. If using Seesaw use the drawing too, Word,</p>	<p>CAPA- Music: It is time to sing a song! Here is a favourite for many students- Frozen Let It Go. 卡帕-音乐：是唱一首歌的时候了！这里是许多学生的最爱 - 冻结让它去。  Click on the link and sing along. 单击链接并一起唱歌。</p>	<p>Creative Arts 艺术创造 Looking at rhythm. Clap the beat to Twinkle, twinkle little star. E.g. 1,2,3, 4 Then you are going to look at the rhythm and use the words ta, ti ti and za (when there is a pause.) See the file below and learn one of the rhythms. Perform in front of your family. You might like to play a musical instrument at the same time.看节奏。拍拍节奏：闪烁的，闪烁</p>

		 <p>Match up the sentences to complete the descriptions. 匹配句子以完成描述。</p>  <p>PE: What do you do to keep yourself safe when travelling to and from school? Share how you travel to school, starting at the beginning of your journey and recounting all the decisions you make to ensure you stay safe. This can be done using the audio feature, typing in note, or you can act out the steps on a video, e.g. holding hands when crossing the road, getting in the car using the Safety Door, buckling up safely, putting school bags on the floor, sitting quietly in the car, using the Safety Door to get out on the footpath side, using signalised or marked crossings, waiting for the bus away from the road, etc. When you have uploaded your work then</p>	<p>Powerpoint, Canva, Keynote etc to publish your work.</p> <p>See an example below. You could put your drawings in the middle. Be Creative! 使用您上周收集的關於您選擇的地標的事實，並創建一張海報。包括標題（使用有趣的字體，如氣泡書寫）圖像和文本。您可以下載圖片或自己繪製。在文字框中添加標題。將資訊寫成有意義的完整句子。如果你想完成海報上的另一個地標，這是確定了。如果使用蹺蹺板也使用繪圖，字，電源點，坎瓦，主題演講等來發佈您的作品。請參閱下面的範例。你可以把你的畫放在中間。要有創意！</p> <p>Sport 体育</p> <p>https://www.youtube.com/watch?v=2X1p0Yd6WAo&t=521s</p> <p>8 minutes of body weight exercises, follow the pace</p>	<p>https://www.youtube.com/watch?v=L0MK7qz13bU&list=PLR2ugB3byeYTmlsa24hj0_A-GPsj0avFI&index=8</p> <p>PE: I Like Myself! - Building Positive Relationships with YOURSELF! 我喜欢我自己！-与您自己建立积极的关系</p> <p>Listen to the story "I Like Myself" by clicking on the link 点击链接收听故事"我喜欢我自己"</p> <p>https://www.youtube.com/watch?v=HVp8DtaWUVo&t=2s</p> <p>Use the button and take a fun selfie of YOU and put it in the center box. If you don't want to take a selfie you can draw yourself using the tool. You can also do this in your work books. 使用按钮，并自拍你的有趣照片，把它放在中心框。如果你不想自拍，你可以用这个工具画自己。你</p>	<p>的小星星。例如，1，2，3，4 然后你将看看节奏，并使用单词 ta, ti ti 和 za（当有暂停。查看下面的文件，了解其中一个节奏。在家人面前表演。你可能喜欢同时演奏乐器。</p> <p>Yoga 瑜伽</p> <p>Click the following link: https://www.youtube.com/user/CosmicKidsYoga</p> <p>Choose a video and encourage your family members to join you!</p> <p>If you do not have access to the internet, complete some stretching activities. 选择一个视频，并鼓励您的家庭成员加入您！如果您无法访问互联网，则完成一些拉伸活动</p>
--	--	--	---	--	---

		<p>you can click on the link to visit the Safety Town website. https://www.safetytown.com.au/town/student/stage-2/#list Scroll down to find the board game. You can play on your own or choose to play with your family. Have fun! 體育：往返學校時，你如何保證自己的安全？分享你如何前往學校，從旅程開始，並敘述你為確保安全而做出的所有決定。這可以使用音頻功能，輸入筆記，或者你可以在視頻中執行步驟，例如在過馬路時牽大人的手，使用安全門上車，扣上安全帶，把書包放在地板上，靜靜地坐在車裡，使用安全門从人行道这边下車，使用有交通信號或標記的交叉口过马路，等巴士離開道路再走。當您上傳了您的作品，然後你可以點擊連結訪問安全鎮網站。 https://www.safetytown.com.au/town/student/stage-2/#list 向下滾動以查找棋盤遊戲。你可以自己玩，也可</p>	<p>of the video, or speed up/slow down repetitions and pace dependent on difficulty. 8 分钟的体重练习，跟随视频的步伐，或加快/减慢重复和速度取决于难度。</p> <p>35 seconds of work, followed by 25 seconds of rest for 8 minutes. Watch the and follow along with the exercises. Do your best but most importantly, have fun!</p> <p>Remember, if you want a tougher workout you can always repeat the video!</p> <p>35 秒的工作，然后是 25 秒的休息 8 分钟。观看并跟随练习。尽你最大的努力，但最重要的是，玩得开心！记住，如果你想要一个更艰难的锻炼，你可以重复看视频。</p> <p>Exercises: 锻炼 -Running on the spot</p>	<p>也可以在工作簿上这样做。</p> <p>Using the tool, write out six things you like about yourself. See the example for ideas. Click to post it . 使用该工具，写出六件你喜欢自己的事情。请参阅有关想法的示例。单击以发布它</p> <p>Have fun and REMEMBER there is only one of you.玩得开心，记住只有你一个。</p>	
--	--	--	--	---	--

		<p>以和家人一起玩。玩得開心点!</p>	<p>-lunges -pushups -bicycle crunches -duck walks -toe/ knee touches -rope pulls -step and twists from plank.</p> <p>就地跑步 - 弓步 - 俯卧撑 - 自行车嘎吱声 - 做 鸭子走路 的动作 - 脚趾 / 膝盖触摸 - 拉 绳索 – 在木板上踩和扭 屈。</p>		
--	--	-----------------------	---	--	--

Word Work Grid

Complete each of the activities in this grid. Write the date you completed each activity on the line provided.

<p>Syllable Sort</p> <p>Write your spelling words in order from the least amount of syllables to the most. Words with the same number of syllables should be in alphabetical order.</p> <p>Date: _____</p>	<p>Odd One Out</p> <p>For each of your spelling words, write four words. One is your spelling word, two relate to your spelling word and one is the odd word out that doesn't fit with the other two.</p> <p>Date: _____</p>	<p>Wacky Words</p> <p>On a sheet of paper, write your spelling words in different directions, filling up the whole sheet. Use different colours and types of writing for each word.</p> <p>Date: _____</p>	<p>Word Detective</p> <p>Write three clues about each of your spelling words. Ask someone to try to guess your spelling words using your clues.</p> <p>Date: _____</p>	<p>Digging in the Dictionary</p> <p>Use a dictionary to find the definition and write a sentence for each of your spelling words.</p> <p>Date: _____</p>
<p>Rhyming Wheels</p> <p>Think of as many words as you can that rhyme with your spelling words.</p> <p>Date: _____</p>	<p>Alliteration</p> <p>Write a sentence for each of your spelling words using as much alliteration as possible.</p> <p>Date: _____</p>	<p>Sentence Smart</p> <p>Write a sentence for each of your spelling words.</p> <p>Date: _____</p>	<p>Story Time</p> <p>Write a story using as many of your spelling words as you can. Underline each of your spelling words.</p> <p>Date: _____</p>	<p>Sort Them Out</p> <p>Sort the words on your spelling list into three different categories of your choice.</p> <p>Date: _____</p>
<p>Word Search</p> <p>Create your own word search using all the words on your spelling list.</p> <p>Date: _____</p>	<p>Handwriting Hero</p> <p>Write out your spelling words in your very best cursive hand writing.</p> <p>Date: _____</p>	<p>Letter Lingo</p> <p>Write a letter to a friend. Use as many spelling words in your letter as you can.</p> <p>Date: _____</p>	<p>Words Within Words</p> <p>Make a list of as many smaller words as you can find from your spelling list.</p> <p>Date: _____</p>	<p>Code Breaker</p> <p>Use the code guide to make a code for each of your spelling words.</p> <p>Date: _____</p>

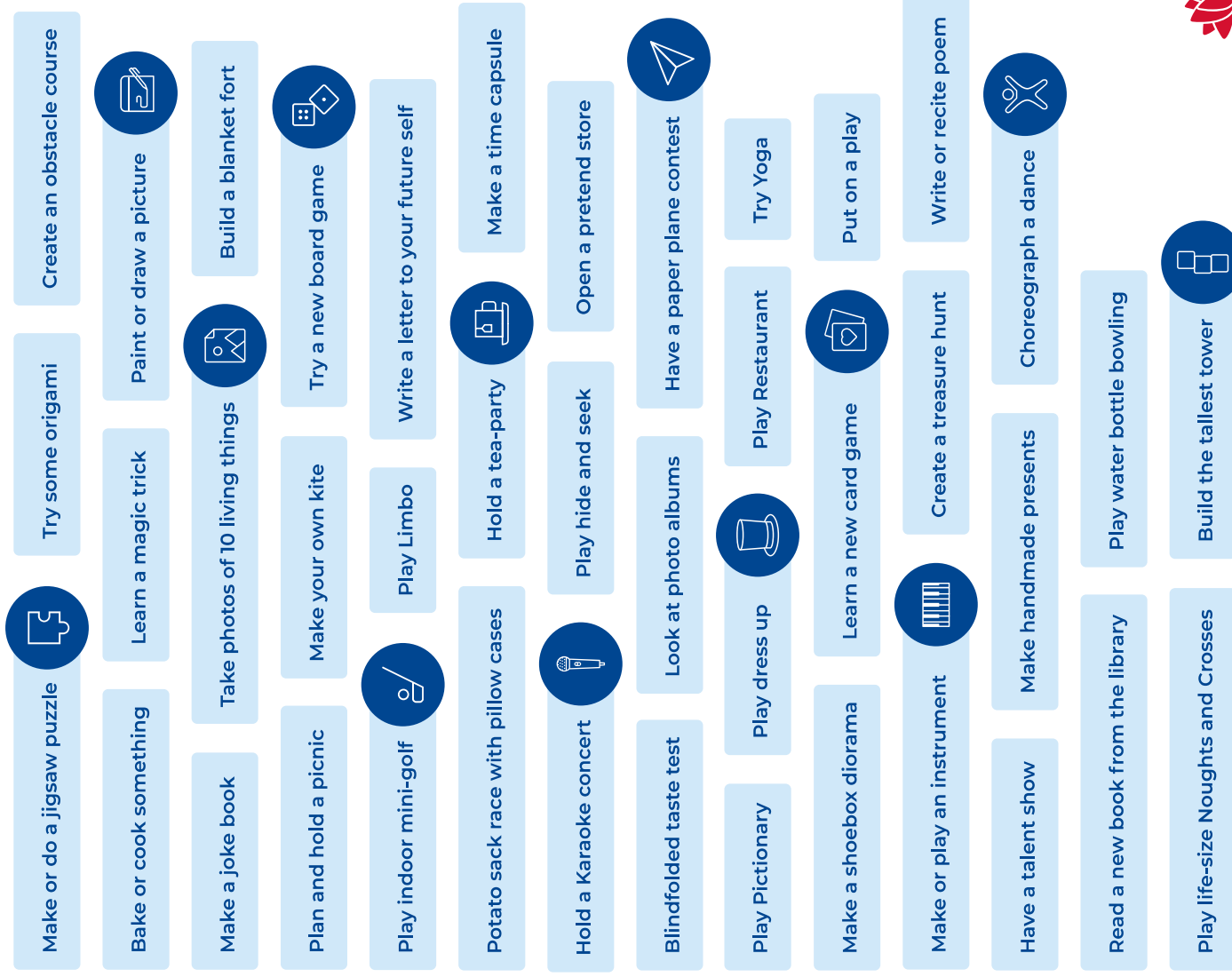
YEAR 3 Spelling List Unit 21

ar	a	al	au	ear
afterwards	rather	half	laugh	heart
argument	class	halves	laughs	hearts
charge	father	koala	laughter	
sharp	asked	calm	guardian	
March	pasta	calmer	aunty	

NOTE: 2/3M -YEAR 2 ONLY Spelling List

<i>a</i>	<i>a</i>	<i>a</i>	<i>ar</i>
aunty	koala	passed	charge
banana	laugh	pasta	garden
basket	mast	rather	guard
calf	master	staff	heart
calm		tomato	parcel
			partly

Some activities and ideas for home for parents of primary and early learners



education.nsw.gov.au

Book Review

Title: _____

Author: _____

Illustrator: _____



I gave this book ___ out of 5 stars because...

Main Character

Setting

Events

BUNGLE BUNGLE

What

Bungle Bungle is a series of beehive-shaped, sandstone rock formations.

History

The Kija Aboriginal people have lived in the Purnululu region for over 20 000 years. The word 'pernululu' is the Kija word for 'sandstone'.

Interesting Fact

The orange and black horizontal bands on the rocks, which give them a 'beehive' appearance, were created by deposits of black lichens and orange silica.

When

Bungle Bungle is an ancient formation. It is over 350 million years old.

Where

Bungle Bungle is part of the Purnululu National Park, in the Kimberly region of Western Australia. The park covers an area of 2300 square kilometres.



✓ Teach Starter.com

Students are more interested in learning- a fun way to learn

One computer is better than many books

Work can be checked using spell check and grammar check

Work is presented neatly- use different fonts, colour, borders

Computers Are Better Than Books

**View educational videos as part of learning.
Interactive learning games**

Use the internet to find the latest information

Your work can be saved for ever-USB

Inserting images and pictures instead of drawing

