

Framework for Learning from Home – Year 1 Week 4

一年级在家学习大纲 – 第三学期 第三周

You will need help from a parent/carer. Show each completed activity to your parents so they can check it and/or help you post it on Seesaw. 对于以下的一些作业，您可能需要父母的帮助。如果需要，请向父母展示每个已完成的作业，以检查并上传到 **Seesaw**。

	Monday 2 nd August 2021	Tuesday 3 rd August 2021	Wednesday 4 th August 2021	Thursday 5 th August 2021	Friday 6 th August 2021
Task	Do you know how to tie your shoelaces? 你会系鞋带吗?	Do you know your parents' number if you need to call? 你知道爸爸妈妈的电话号码吗?	Do you know your full birthday? (day, month, year) 你知道你的生日吗?	Do you know where you live? 你知道你的住址吗?	Do you know your full name? (first name, middle name and last name) 你知道你的全名吗?
Session 1	English 英语 <u>Sound Waves</u> Go to <u>Unit 22</u> on 点击以下网站，去二十二单元 www.soundwaveskids.com.au This week's sound is "s, ss". Click on the <i>Sound Info Kit</i> . Listen to the chant and do the actions. Click on <i>List Words</i> , read your "s, ss" words and write them on a piece of	English 英语 <u>Sound Waves</u> Practise your "s, ss" List Words by writing a sentence for 8 of your words using adjectives, verbs and adverbs. 练习"s, s"音节。 使用形容词、动词和副词为8个单词写一个句子， Explore the sound and play the <i>Grapheme Sort</i> game on 点击以下网站玩元音游戏 www.soundwaveskids.com .	English 英语 <u>Sound Waves</u> Practise writing your "s, ss" List Words in alphabetical order. 练习"s, ss"音节。按字母顺序列出单词。 Explore the sound and play the <i>List Words Beginnings and Endings</i> game on 探索音节并用一下网站玩游戏 www.soundwaveskids.co	English 英语 <u>Sound Waves</u> Complete the "s, ss" Student Activity page (page 48) by going to the Sound Waves website and clicking 'Student Activity Pages' or using the tools on Seesaw. 通过点击 Sound Waves 网站里的'Student Activity Pages' 完成 "s, ss" 学生活动练习册 (48 页)。或者使用 Seesaw 中的工具。	English 英语 <u>Sound Waves</u> Complete the "s, ss" Student Activity page (page 49) by going to the Sound Waves website and clicking 'Student Activity Pages' or using the tools on Seesaw. 通过点击 Sound Waves 网站里的'Student Activity Pages' 完成 "s, ss" 学生活动练习册 (49 页)。或者使用 Seesaw 中的工具。

Monday 2nd August 2021

Tuesday 3rd August 2021

Wednesday 4th August 2021

Thursday 5th August 2021

Friday 6th August 2021

paper.

Explore the sound further by clicking on the *Segmenting Tool*. Use this tool to work out how many sounds are in each word.

本周的音节是"s, ss"。单击 *Sound Info Kit*。跟着唱，做动作。

点击 *List Words*，读取您的"s, ss"单词，并将它们写在一张纸上。

点击 *Segmenting Tool* 进一步探索声音。使用此工具计算出每个单词中有多少音节。

Reading 阅读

Listen to the story *Who's For Dinner* by Claire Freedman.

点击以下网站，听 Claire Freedman 的故事《*Who's For Dinner*》。

<https://www.youtube.com/watch?v=OtVAIBmIQiQ>

Before reading, what do you already know about

[au](#)

Reading 阅读

Listen to Mr Philpott read *Don't Let the Pigeon Stay Up Late* by Mo Willems on Seesaw.

After reading the story, think of words to describe the pigeon.

or

choose a *fictional* book to read aloud with a parent/carer. Before reading the book, talk about what you think is going to happen by looking at the pictures.

听 Mr Philpott 读《*Don't Let the Pigeon Stay Up Late*》

看完故事，想想用词语来形容鸽子。

或

选择一本故事书与父母/照顾者一起大声朗读。在看这本书之前，通过看图片来谈谈你认为会发生什么。

[m.au](#)

Reading 阅读

Listen to Mr Philpott read *Don't Let the Pigeon Stay Up Late* by Mo Willems on Seesaw.

or

choose a *fictional* book to read aloud with a parent/carer.

Before reading, what do you already know about the story?

听 Mr Philpott 读《*Don't Let the Pigeon Stay Up Late*》

看完故事，想想用词语来形容鸽子。

或

选择一本故事书与父母/照顾者一起大声朗读。在看这本书之前，猜一猜故事中会发生什么。



Explore the sound and play the *Unjumbler* game on

点击以下网站玩音节游戏
www.soundwaveskids.com.au

Reading 阅读

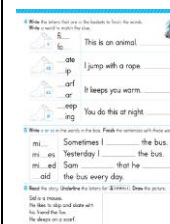
Listen to Mr Philpott read *Where is the Green Sheep?* by Mem Fox on Seesaw.

or

Choose a *fictional* book to read aloud with a parent/carer.

After reading the story, retell what happened at the beginning, middle and end.

在 Seesaw 上听 Mr



Explore the sound and play the *Grapheme Trek* game on

点击以下网站玩元音游戏
www.soundwaveskids.com.au

Reading 阅读

Choose a *non-fictional* book to read aloud with a parent/carer. Read it aloud together.




- How does the title describe the content of the book?
- Was the title a good one for this book? Why or why not?

选择一本非故事书与父母/照顾者一起大声朗读。

- 书名如何描述这本书的

Monday 2 nd August 2021	Tuesday 3 rd August 2021	Wednesday 4 th August 2021	Thursday 5 th August 2021	Friday 6 th August 2021
<p>farm animals?</p> <p>or</p> <p>Choose a <i>fictional</i> book to read aloud with a parent/carer and answer these questions.</p> <ul style="list-style-type: none"> What was this book about? Who was your favourite character and why? <p>在阅读之前，你已经了解了农场动物多少？</p> <p>或</p> <p>选择一本故事书与家长/照顾者一起大声朗读并回答这些问题：</p> <ul style="list-style-type: none"> 这本书是关于什么的？你最喜欢的角色是谁，为什么？ <p>Writing 写作</p> <p>Imagine you went to the farm with your family. In your workbook or on a piece of paper, write an imaginative recount about what you would see and what you would do there.</p>	<p>Writing 写作</p> <p>Now that you have read Don't Let the Pigeon Stay Up Late, think of four reasons why the pigeon SHOULD go to sleep. Today you will be writing a sentence to persuade your teacher about why the pigeon SHOULD go to sleep. Choose two of the reasons that you thought of and put them in a sentence by using "and" as your joining word.</p> <p>你已经读了 Don't Let the Pigeon Stay Up Late, 想想鸽子应该去睡觉的四个原因。今天，你将写一段话来说服你的老师为什么鸽子应该去睡觉。选择两个你可以想到的原因，并把它们组织成一段话，使用"和"作为连词。</p> <p>Use this sentence starter:</p> <p>使用以下的句子作为开头：</p> <p>The pigeon should go to sleep because</p>	<p>Writing 写作</p> <p>Now that you have read Don't Let the Pigeon Stay Up Late, think of four reasons why the pigeon SHOULD NOT go to sleep. Today you will be writing a sentence to persuade your teacher about why the pigeon SHOULD NOT go to sleep. Choose two of the reasons that you thought of and put them in a sentence by using "and" as your joining word.</p> <p>你已经读了 Don't Let the Pigeon Stay Up Late, 想想鸽子不应该去睡觉的四个原因。今天，你将写一段话来说服你的老师为什么鸽子不应该去睡觉。选择两个你可以想到的原因，并把它们组织成一段话，使用"和"作为连词。</p> <p>Use this sentence starter:</p> <p>使用以下的句子作为开头：</p> <p>The pigeon should not go to sleep because</p>	<p>Philpott 读 《Green Sheep》。</p> <p>或</p> <p>选择一本故事书与父母/照顾者一起大声朗读。</p> <p>读完这个故事后，复述一下开始、中间和结尾发生的事情。</p> <p>Writing 写作</p> <p>Which sheep from <i>Where is the Green Sheep</i> is your favourite? Why was this sheep your favourite? Think of two reasons to persuade your teacher why this sheep is your favourite and put them in a sentence by using "and" as your joining word.</p> <p>在 <i>Where is the Green Sheep</i> 中，你最喜欢的是哪只羊？为什么这羊是你最喜欢的？想想两个理由来说服你的老师为什么这只羊是你最喜欢的，并用"和"作为你的加入词把它们些一段话。</p>	<p>内容？</p> <ul style="list-style-type: none"> 这本书的标题合适吗？为什么或为什么不呢？ <p>Writing 写作</p> <p>Are dogs better than cats? If you think dogs are better, explain why in a sentence. If you think cats are better, explain why in a sentence. You need to persuade me with reasons as to why you have chosen dogs or cats. Remember these need to be your BEST reasons.</p> <p>狗比猫好吗？如果你认为狗更好，请用一段话解释为什么。如果你认为猫更好，请用一段话解释为什么。你需要说服我，说明你为什么选择狗或猫。记住要选择最有说服力的理由。</p> <p>Use this sentence starter:</p> <p>使用以下的句子作为开头：</p>

Monday 2 nd August 2021		Tuesday 3 rd August 2021		Wednesday 4 th August 2021		Thursday 5 th August 2021		Friday 6 th August 2021	
	<p>Try and include who, when, where, why and what. For example:</p> <p>想象一下你和家人一起去农场。在你的作业本中，写一个富有想象力的故事，你会看到什么，你会在那里做什么。故事中要包括人物，时间，地点，为什么。例如：</p> <p>On a sunny day _____.</p> <p>First _____.</p> <p>Then _____.</p> <p>Finally _____.</p>	<p>_____</p> <p>_____</p> <p>(If you read another book, think of reasons why YOU should go to sleep and write it in a sentence)</p> <p>（如果你读了另一本书，想想为什么你应该去睡觉，写一段话说明）</p>	<p>_____</p> <p>_____</p> <p>(If you read another book, think of reasons why YOU should not go to sleep and write it in a sentence)</p> <p>（如果你读了另一本书，想想为什么你不应该去睡觉，写一段话说明）</p>	<p>Use this sentence starter:</p> <p>使用以下的句子作为开头：</p> <p>The _____ sheep is my favourite sheep because _____</p> <p>_____</p> <p>_____</p>	<p>I strongly believe that _____ are better than _____ because _____.</p> <p>_____</p>				
Break	Break (30mins) Eat and Play	Break (30mins) Eat and Play	Break (30mins) Eat and Play	Break (30mins) Eat and Play	Break (30mins) Eat and Play	Break (30mins) Eat and Play	Break (30mins) Eat and Play	Break (30mins) Eat and Play	Break (30mins) Eat and Play
Session 2	<p>Mathematics 数学</p> <p>Whole Number 整数</p> <p>Look at the following numbers: 30 and 46 Which number is more than the other? Which number is less than the other?</p> <p>46 is more than 30 (46 > 30) 30 is less than 46. (30 < 46)</p> <p>看看以下数字：30 和 46 哪个数字比其他数字大？</p>	<p>Mathematics 数学</p> <p>Multiplication 乘法</p> <p>Warm up: Counting by 2's, 5's and 10's.</p> <p>数数练习：以两个一数，五个有数，10 个一数。 https://www.youtube.com/watch?v=q_yUC1NCFkE</p> <p>You will be making equal groups to show multiplication. Use different</p>	<p>Mathematics 数学</p> <p>Multiplication 乘法</p> <p>Warm up: Counting by 2's, 5's and 10's</p> <p>数数练习：以两个一数，五个有数，10 个一数。 https://www.youtube.com/watch?v=O-cARYvdtB4</p> <p>You will be representing multiplication as repeated addition. For example: 3</p>	<p>Mathematics 数学</p> <p>Position 方位</p> <p>Draw a picture by following these instructions.</p> <ul style="list-style-type: none">• Draw some grass on the bottom of the page.• Draw a tree in the middle of the page. Make sure it is touching the grass.• Draw a dog to the left of this tree.	<p>Mathematics 数学</p> <p>Position 方位</p> <p>Watch/listen to this position song: 跟着视频一起唱歌 https://www.youtube.com/watch?v=ryb26FjpgUE</p> <p>Draw your own picture and describe the position of the different objects. For example, I have drawn a person between two purple aliens. There is a</p>				

Monday 2 nd August 2021	Tuesday 3 rd August 2021	Wednesday 4 th August 2021	Thursday 5 th August 2021	Friday 6 th August 2021
<p>哪个数字比其他数字小? 46 大于 30 ($46 > 30$) 30 小于 46 ($30 < 46$)</p> <p>Listen to 'The Greater Than Less Than Song' 点击以下网站听歌 https://www.youtube.com/watch?v=ka9zbPcqXBI</p>  <p>watch?v=ka9zbPcqXBI Remember* the alligator always opens his jaws to eat the bigger number. The arrow points to the smaller number. E.g. $8 > 3$ (because 8 is more than 3). 记住*鳄鱼总是张开嘴巴吃更大的数字。箭头指向较小的数字。 例如, $8 > 3$ (因为 8 是大过 3)。 Use the symbols (more than) $>$ and (less than) $<$ to compare the following numbers.</p>	<p>objects around your home (such as keys, pencils and dried pasta) to make:</p> <ul style="list-style-type: none"> 4 groups of 2 3 groups of 3 2 groups of 4 5 groups of 3 <p>你将用组合显示乘法。使用你家里不同物品(如乐高件、餐具、鹅卵石)制作:</p> <ol style="list-style-type: none"> 三组 2 四组 3 两组 5 五组 4 <p>Draw each of these as shown in this example: 用画来显示的每一个:</p>  <p>'two groups of three'</p> <p>Extension: Can you write the total for each of these? For example: 2 groups of 3 equals 6. 挑战: 你能为以上的每一组数字写下总数吗? 例如: 2 组 3 等于 6。</p>	<p>groups of 4 is the same as $4 + 4 + 4$</p> <p>你将用重复加法的形式来呈现乘法。例 如: 三组 4 与 $4+4+4$ 是一样的。</p>  <p>Draw a number line for each of these and "jump" to show the repeated addition:</p> <ul style="list-style-type: none"> 4 groups of 2 3 groups of 3 2 groups of 4 5 groups of 3 <p>用数线来显示下方的数, 并画出跳跃的线来显示重复加法。</p> <ol style="list-style-type: none"> 四组 2 三组 3 两组 4 五组 3 <p>Extension: Can you write a number sentence for each of these? For example: 3</p>	<ul style="list-style-type: none"> Draw another tree to the right of the first tree. Draw a cat between the trees. Draw a bird above the trees. Draw some flowers on the grass. <p>按照这些说明画方位图。</p> <ol style="list-style-type: none"> 在页面底部画一些草。 在页面中间画一棵树。确保它接触到草。 把狗画在这棵树的左边。 在第一棵树的右边画另一棵树。 在树之间画一只猫。 在树上画一只鸟 在草地上画些花。 <p>PDHPE 德育 Watch a Just Dance video and follow the fun movements on 看视频一起</p>	<p>UFO above the aliens.</p> <p>画一幅图并描述图中不同东西的位置。例如, 我在两个紫色的外星人之间画了一个人。外星人上面有不明飞行物。</p> <p>PDHPE 德育 1. Watch and join in this fun workout. Remember to drink lots of water every day and eat healthy and nutritious meals.</p>

Monday 2 nd August 2021	Tuesday 3 rd August 2021	Wednesday 4 th August 2021	Thursday 5 th August 2021	Friday 6 th August 2021
<p>使用大于号 (>) 和小于号 (<) 比较以下数字。</p> <p>5 and 6 25 and 30 2 and 10 16 and 9 17 and 8 30 and 41 12 and 50 100 and 79 108 and 149 234 and 580</p> <p>Optional: Come up with some of your own more than > and less than < number comparisons. 或者：想出一些你自己的数字用大于号>和小于号<做比较。</p> <p>PDHPE 德育</p> <p>Rolling to a Partner: You are going to sit on the floor, a short distance from your family member, with your legs spread wide. You roll the ball to your family member, who will stop it with their hands, then roll it back. If you are able to accurately roll the ball to each other, you can move further apart. Can</p>	<p>Optional: Play some games on</p> <p>点击以下网站玩数学游戏 www.imathskids.com.au</p> <p>Password 密码: down064</p> <p>PDHPE 德育</p> <p>Watch a Cosmic Kids Yoga video and follow the fun movements on</p> <p>点击以下链接一起做瑜伽 www.youtube.com/user/CosmicKidsYoga</p> <p>or make up your own Yoga moves listening to music. 或创造你自己的瑜伽动作听着音乐做。</p>	<p>groups of 4 can be written as $4 + 4 + 4 = 12$.</p> <p>挑战：你能为以上每一组 y 个算数式子吗？例如：3 组 4 可以写为 $4+4+4=12$。</p> <p>Optional: Play some games on</p> <p>点击以下网站玩数学游戏 www.imathskids.com.au</p> <p>Password 密码: down064</p> <p>PDHPE 德育</p> <p>Simple Overarm Throw: Bending your throwing arm at the elbow and drawing it up to the shoulder before releasing the ball with a push forward from the elbow. Give yourself a few minutes to have a go in a space.</p> <p>弯曲你的投掷手臂，让收碰到肩膀，然后借手臂向前推动的力量把球扔出去。给自己几分钟时间尝试。</p> <p>Hit the Target: How many</p>	<p>跳舞</p> <p>https://www.youtube.com/channel/UCIjW4BWKLqpjiTrS_tX0mg</p> <p>or choose a song and make up your own dance moves. 或者选择一首歌编你自己喜欢的舞蹈动作。</p>	<p>看视频一起做。别忘了每天多喝水。</p> <p>https://www.youtube.com/watch?v=mhHY8mOQ5eo</p> <p>2.Research one of the Australian Olympians competing in Tokyo, Japan this year.</p> <p>Answer the following questions:</p> <ul style="list-style-type: none"> - Who is your famous Olympian? - What sport does he/she represent? - What equipment is needed to play that sport? <p>Write down your answers, include a photo and upload on Seesaw.</p> <p>网上查一下今年参加日本东京参加比赛的澳大利亚奥运选手。</p> <p>回答以下问题：</p> <ol style="list-style-type: none"> 1. 谁是著名的奥运选手？ 2. 他/她参加了什么奥运运动？ 3. 这项运动需要什么

Monday 2 nd August 2021		Tuesday 3 rd August 2021	Wednesday 4 th August 2021	Thursday 5 th August 2021	Friday 6 th August 2021
	<p>they stop the ball with one hand?</p> <p>你要坐在地板上，离你的家庭成员很短的距离。你把球滚给你的家人，他们会用手接住它，然后把球滚回去。如果你能准确地把球滚到对方，你可以走得更远。他们能用一只手接住吗？</p>		<p>times you can hit a target or a hoop on the floor with a ball in 1 minute, throwing overarm. Ask an adult to time you and count while you throw.</p> <p>用以上的掷球方式，你可以在 1 分钟内用球击中多少个地上的目标？让家长给你计时，当你扔的时候数数。</p>		<p>设备？</p> <p>写下你的答案，并上传到 Seesaw。</p>
Break	Break (1 hour) Eat and Play	Break (1 hour) Eat and Play	Break (1 hour) Eat and Play	Break (1 hour) Eat and Play	Break (1 hour) Eat and Play
Session 3	<p>Community Language 语言</p> <p>Complete an activity from the Community Language framework on Seesaw.</p> <p>完成语言老师在 Seesaw 上布置的作业。</p>	<p>Science & Technology 科学</p> <p><u>Earth and Space</u></p> <p><u>地球和宇宙</u></p> <p>What is the moon? Where do we find it? When can you see the moon? Do you know that the moon changes shape each night? Do you know what these are called? The moon phases!</p> <p>什么是月亮？我们在哪里可以找到它？你什么时候能看到月亮？你知道月亮每晚都</p>	<p>Creative Arts 艺术</p> <p><u>Visual Arts 美术</u></p> <p>Create a sun and moon artwork shown below using any materials or paint you have at home! You might like to follow the directed drawing on YouTube-</p> <p>使用您在家里的任何材料或颜料创造下面显示的太阳和月亮艺术品！您可以通过 YouTube 视频帮助你完成</p> <p>Sun & Moon Drawing & Painting - YouTube</p> <p>Or you can create your</p>	<p>Geography 地理</p> <p><u>Weather and Seasons</u></p> <p><u>四季</u></p> <p>Search for the weather today in Cairns (Queensland), Sydney (NSW) and Hobart (Tasmania). Plot the temperature on the map attached.</p>	<p>Creative Arts 艺术</p> <p><u>Music 音乐</u></p> <p>We are all musicians!</p> <p>Do some of these musical things at home and colour the boxes as you complete them.</p> <p>Can you get BINGO?</p> <p>我们都是音乐家！</p> <p>在家里做一些和音乐有关的事情，并在完成这些事时给盒子涂上颜色。</p>

Monday 2nd August 2021

Tuesday 3rd August 2021

Wednesday 4th August 2021

Thursday 5th August 2021

Friday 6th August 2021

会变形吗？你知道这些叫什么吗？新月，半月，满月。

Watch the Youtube video-
Phases of the moon,
science for kids

看视频了解月亮

<https://www.youtube.com/watch?v=t6MCtB752AE>

Write sentences describing what you learnt from the YouTube video. Draw a picture of three different moon phases, including full moon, half moon and crescent moon.

写句子描述你从 YouTube 视频中中学到的东西。画三个不同的月亮阶段的图片，包括满月，半月和新月。

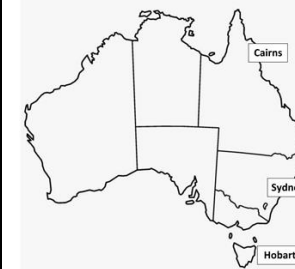


own!

或者你可以创造自己的画！



查看今天在凯恩斯（昆士兰州）、悉尼（新南威尔士州）和霍巴特（塔斯马尼亚州）搜索天气。把温度写在你绘制的地图上



Why do you think the temperatures are different in Cairns, Sydney and Hobart?

Watch the video 'Weather vs Climate- Difference between Weather and Climate?'

为什么你认为凯恩斯、悉尼和霍巴特的气温不同？


观看视频"天气与气候 -天气与气候的差异？"

<https://www.youtube.com/watch?v=fANLICuYB8>

Using the microphone

Use found sounds (pencils, keys, spoons) to tap the beat with your favorite song.	Make up new lyrics to 'Mary Had a Little Lamb' or 'The Wheels on the Bus'.	Teach a family member to sing a song in another language, and tell them what the song is about.	Sing a song while someone at home plays along on an instrument.
Learn a nursery rhyme from an adult at home.	Put on a concert for your whole family, either singing or playing an instrument.	Dance to a song that you love. Move your whole body!	Learn a new song from a relative that lives in another country. Claps and FaceTime are great for this.
Listen to a piece of music with no words. Draw what you imagine when you hear the music.	Learn a new song in a language other than English.	Create a piece of music with body percussion: claps, snaps, stomps, taps... Try it with a song you know.	Draw and name as many instruments as you can.
Read a picture book with a musical theme.	Have a parent share a favorite song from their childhood. Learn what it's about, and then learn to sing it.	Put on some music and march, skip, or hop to the beat. Change your movement when the music changes.	Practice singing a song from music class. Move your hand to show where it goes higher and lower.

Monday 2 nd August 2021		Tuesday 3 rd August 2021		Wednesday 4 th August 2021	Thursday 5 th August 2021	Friday 6 th August 2021
					tool, tell me what you think the climate means. 使用 Seesaw shang 的麦克风工具，告诉我你认为气候是什么。	

“s, ss” List Words	“s, ss” Extension List Words	
<p>BLM WL21  s ss se x ks c</p> <div> <div>miss</div> <div>scar</div> <div>missed</div> <div>scarf</div> <div>missing</div> <div>fox</div> <div>cross</div> <div>fix</div> <div>skip</div> <div>cents</div> <div>skate</div> <div>said</div> <div>sleep</div> <div>mouse</div> <div>sling</div> <div>house</div> </div>	<p>centre chance circle city fence glass grass horse</p>	<p>nurse sauce scare sister skirt sleeve slippery slowly</p>

Sound Waves 1 Black Line Masters © Barbara Murray and Terri Watson 2011 Firefly Education

ISBN 978 1 74135 149 1

Unit 22



s ss se x(ks) c



seal
fox



kiss
pencil



mouse

List Words

miss	skip	scar	cents
missed	skate	scarf	said
missing	sleep	fox	mouse
cross	sling	fix	house

Letters

Words

1 **Underline** the letter or letters for **s ss se x(ks) c** in each List Word. If any of these are not in the sound box, write them with a word example in the box above.

2 **Colour** the ball if you hear **s ss se x(ks) c** in the picture name. **Count** the sounds in each picture name. **Write** this number in the seal.



3 **Write** the letters that are in the baskets to finish the words. **Finish** the sentences with these words.



mi____
cro____

I can draw a _____.



hou____
mou____

A _____ is under the desk.



____ents
mi____e

It costs ten _____.

4 **Write** the letters that are in the baskets to finish the words. **Write** a word to match the clue.



fi____
fo____

This is an animal. _____



____ate
____ip

I jump with a rope. _____



____arf
____ar

It keeps you warm. _____



____eep
____ing

You do this at night. _____

5 **Write s or ss** in the words in the box. **Finish** the sentences with these words.

mi____
mi____es
mi____ed
____aid


Sometimes I _____ the bus.

Yesterday I _____ the bus.

Sam _____ that he _____
the bus every day.

6 **Read** the story. **Underline** the letters for **s ss se x(ks) c**. **Draw** the picture.

Sid is a mouse.
He likes to skip and skate with
his friend the fox.
He sleeps on a scarf.



Use found sounds (pencils, keys, spoons) to tap the beat with your favorite song.	Make up new lyrics to "Mary Had a Little Lamb" or "The Wheels on the Bus".	Teach a family member to sing a song in another language, and tell them what the song is about.	Sing a song while someone at home plays along on an instrument.
Learn a nursery rhyme from an adult at home.	Put on a concert for your whole family, either singing or playing an instrument.	Dance to a song that you love. Move your whole body!	Learn a new song from a relative that lives in another country. (Skype and FaceTime are great for this.)
Listen to a piece of music with no words. Draw what you imagine when you hear the music.	Learn a new song in a language other than English.	Create a piece of music with body percussion: claps, snaps, stomps, taps... Try it with a song you know.	Draw and name as many instruments as you can.
Read a picture book with a musical theme.	Have a parent share a favorite song from their childhood. Learn what it's about, and then learn to sing it.	Put on some music, and march, skip, or hop to the beat. Change your movement when the music changes.	Practice singing a song from music class. Move your hand to show where it goes higher and lower.

