

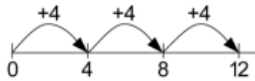


# Framework for Learning from Home – Year 1 Week 4

You will need help from a parent/carer. Show each completed activity to your parents so they can check it and/or help you post it on Seesaw.

	Monday 2 <sup>nd</sup> August 2021	Tuesday 3 <sup>rd</sup> August 2021	Wednesday 4 <sup>th</sup> August 2021	Thursday 5 <sup>th</sup> August 2021	Friday 6 <sup>th</sup> August 2021
Task	Do you know how to tie your shoelaces?	Do you know your parents' number if you need to call?	Do you know your full birthday? (day, month, year)	Do you know where you live?	Do you know your full name? (first name, middle name and last name)
<b>Session 1</b>	<p><b>English</b> <b><u>Sound Waves</u></b></p> <p>Go to <u>Unit 22</u> on <a href="http://www.soundwaveskids.com.au">www.soundwaveskids.com.au</a> This week's sound is "s, ss". Click on the <i>Sound Info Kit</i>. Listen to the chant and do the actions.</p> <p>Click on <i>List Words</i>, read your "s, ss" words and write them on a piece of paper.</p> <p>Explore the sound further by clicking on the <i>Segmenting Tool</i>. Use this tool to work out how many sounds are in each word.</p> <p><b><u>Reading</u></b></p> <p>Listen to the story <i>Who's For Dinner</i> by Claire Freedman.</p>	<p><b>English</b> <b><u>Sound Waves</u></b></p> <p>Practise your "s, ss" List Words by writing a sentence for 8 of your words using adjectives, verbs and adverbs.</p> <p>Explore the sound and play the <i>Grapheme Sort</i> game on <a href="http://www.soundwaveskids.com.au">www.soundwaveskids.com.au</a></p> <p><b><u>Reading</u></b></p> <p>Listen to Mr Philpott read <i>Don't Let the Pigeon Stay Up Late</i> by Mo Willems on Seesaw.</p> <p>After reading the story, think of words to describe the pigeon.</p>	<p><b>English</b> <b><u>Sound Waves</u></b></p> <p>Practise writing your "s, ss" List Words in alphabetical order.</p> <p>Explore the sound and play the <i>List Words Beginnings and Endings</i> game on <a href="http://www.soundwaveskids.com.au">www.soundwaveskids.com.au</a></p> <p><b><u>Reading</u></b></p> <p>Listen to Mr Philpott read <i>Don't Let the Pigeon Stay Up Late</i> by Mo Willems on Seesaw.</p> <p>or</p> <p>choose a <i>fictional</i> book to read aloud with a parent/carer.</p>	<p><b>English</b> <b><u>Sound Waves</u></b></p> <p>Complete the "s, ss" Student Activity page (page 48) by going to the Sound Waves website and clicking 'Student Activity Pages' or using the tools on Seesaw.</p>  <p>Explore the sound and play the <i>Unjumbler</i> game on <a href="http://www.soundwaveskids.com.au">www.soundwaveskids.com.au</a></p>	<p><b>English</b> <b><u>Sound Waves</u></b></p> <p>Complete the "s, ss" Student Activity page (page 49) by going to the Sound Waves website and clicking 'Student Activity Pages' or using the tools on Seesaw.</p>  <p>Explore the sound and play the <i>Grapheme Trek</i> game on <a href="http://www.soundwaveskids.com.au">www.soundwaveskids.com.au</a></p>

Monday 2 <sup>nd</sup> August 2021	Tuesday 3 <sup>rd</sup> August 2021	Wednesday 4 <sup>th</sup> August 2021	Thursday 5 <sup>th</sup> August 2021	Friday 6 <sup>th</sup> August 2021
<p><a href="https://www.youtube.com/watch?v=OtVAIBmlQjQ">https://www.youtube.com/watch?v=OtVAIBmlQjQ</a></p> <p>Before reading, what do you already know about farm animals?</p> <p>or</p> <p>Choose a <i>fictional</i> book to read aloud with a parent/carer and answer these questions.</p> <ul style="list-style-type: none"> <li>What was this book about? Who was your favourite character and why?</li> </ul> <p><b><u>Writing</u></b></p> <p>Imagine you went to the farm with your family. In your workbook or on a piece of paper, write an imaginative recount about what you would see and what you would do there. Try and include who, when, where, why and what. For example:</p> <p>On a sunny day _____.</p> <p>First _____.</p> <p>Then _____.</p> <p>Finally _____.</p>	<p>or</p> <p>choose a <i>fictional</i> book to read aloud with a parent/carer. Before reading the book, talk about what you think is going to happen by looking at the pictures.</p> <p><b><u>Writing</u></b></p> <p>Now that you have read Don't Let the Pigeon Stay Up Late, think of four reasons why the pigeon SHOULD go to sleep. Today you will be writing a sentence to persuade your teacher about why the pigeon SHOULD go to sleep. Choose two of the reasons that you thought of and put them in a sentence by using "and" as your joining word.</p> <p>Use this sentence starter:</p> <p>The pigeon <b>should</b> go to sleep because _____</p> <p>(If you read another book, think of reasons why YOU should go to sleep and write it in a sentence)</p>	<p>Before reading, what do you already know about the story?</p> <p><b><u>Writing</u></b></p> <p>Now that you have read Don't Let the Pigeon Stay Up Late, think of four reasons why the pigeon SHOULD NOT go to sleep. Today you will be writing a sentence to persuade your teacher about why the pigeon SHOULD NOT go to sleep. Choose two of the reasons that you thought of and put them in a sentence by using "and" as your joining word.</p> <p>Use this sentence starter:</p> <p>The pigeon <b>should not</b> go to sleep because _____</p> <p>(If you read another book, think of reasons why YOU should not go to sleep and write it in a sentence)</p>	<p><b><u>Reading</u></b></p> <p>Listen to Mr Philpott read <i>Where is the Green Sheep?</i> by Mem Fox on Seesaw.</p> <p>or</p> <p>Choose a <i>fictional</i> book to read aloud with a parent/carer.</p> <p>After reading the story, retell what happened at the beginning, middle and end.</p> <p><b><u>Writing</u></b></p> <p>Which sheep from <i>Where is the Green Sheep</i> is your favourite? Why was this sheep your favourite? Think of two reasons to persuade your teacher why this sheep is your favourite and put them in a sentence by using "and" as your joining word.</p> <p>Use this sentence starter:</p> <p>The _____ sheep is my favourite sheep because _____</p>	<p><b><u>Reading</u></b></p> <p>Choose a <i>non-fictional</i> book to read aloud with a parent/carer. Read it aloud together.</p> <ul style="list-style-type: none"> <li>How does the title describe the content of the book?</li> <li>Was the title a good one for this book? Why or why not?</li> </ul> <p><b><u>Writing</u></b></p> <p>Are dogs better than cats? If you think dogs are better, explain why in a sentence. If you think cats are better, explain why in a sentence. You need to persuade me with reasons as to why you have chosen dogs or cats. Remember these need to be your BEST reasons. Use this sentence starter: I strongly believe that _____ are better than _____ because _____.</p>

Monday 2 <sup>nd</sup> August 2021    Tuesday 3 <sup>rd</sup> August 2021    Wednesday 4 <sup>th</sup> August 2021    Thursday 5 <sup>th</sup> August 2021    Friday 6 <sup>th</sup> August 2021					
Break	Break (30mins) Eat and Play	Break (30mins) Eat and Play	Break (30mins) Eat and Play	Break (30mins) Eat and Play	Break (30mins) Eat and Play
Session 2	<p><b>Mathematics</b></p> <p><b><u>Whole Number</u></b></p> <p>Look at the following numbers: 30 and 46 Which number is <b>more</b> than the other? Which number is <b>less</b> than the other? 46 is <b>more</b> than 30 (<math>46 &gt; 30</math>) 30 is <b>less</b> than 46. (<math>30 &lt; 46</math>) Listen to 'The Greater Than Less Than Song' <a href="https://www.youtube.com/watch?v=ka9zbPcqXBI">https://www.youtube.com/watch?v=ka9zbPcqXBI</a></p>  <p>Remember* the alligator always opens his jaws to eat the <b>bigger</b> number. The arrow points to the smaller number. E.g. <math>8 &gt; 3</math> (because 8 is more than 3). Use the symbols (more than) <math>&gt;</math> and</p>	<p><b>Mathematics</b></p> <p><b><u>Multiplication</u></b></p> <p>Warm up: Counting by 2's, 5's and 10's. <a href="https://www.youtube.com/watch?v=q_yUC1NCFkE">https://www.youtube.com/watch?v=q_yUC1NCFkE</a></p> <p>You will be making equal groups to show multiplication. Use different objects around your home (such as keys, pencils and dried pasta) to make:</p> <ul style="list-style-type: none"> <li>• 4 groups of 2</li> <li>• 3 groups of 3</li> <li>• 2 groups of 4</li> <li>• 5 groups of 3</li> </ul> <p>Draw each of these as shown in this example:</p>  <p>Extension: Can you write the total for each of these? For example: 2 groups of 3 equals 6.</p>	<p><b>Mathematics</b></p> <p><b><u>Multiplication</u></b></p> <p>Warm up: Counting by 2's, 5's and 10's <a href="https://www.youtube.com/watch?v=O-cARYvdtB4">https://www.youtube.com/watch?v=O-cARYvdtB4</a></p> <p>You will be representing multiplication as repeated addition. For example: 3 groups of 4 is the same as <math>4 + 4 + 4</math></p>  <p>Draw a number line for each of these and "jump" to show the repeated addition:</p> <ul style="list-style-type: none"> <li>• 4 groups of 2</li> <li>• 3 groups of 3</li> <li>• 2 groups of 4</li> <li>• 5 groups of 3</li> </ul> <p>Extension: Can you write a number sentence for each of these? For example: 3 groups of 4 can be written as <math>4 + 4 + 4 = 12</math>.</p>	<p><b>Mathematics</b></p> <p><b><u>Position</u></b></p> <p>Draw a picture by following these instructions.</p> <ul style="list-style-type: none"> <li>• Draw some grass on the bottom of the page.</li> <li>• Draw a tree in the middle of the page. Make sure it is touching the grass.</li> <li>• Draw a dog to the left of this tree.</li> <li>• Draw another tree to the right of the first tree.</li> <li>• Draw a cat between the trees.</li> <li>• Draw a bird above the trees.</li> <li>• Draw some flowers on the grass.</li> </ul>	<p><b>Mathematics</b></p> <p><b><u>Position</u></b></p> <p>Watch/listen to this position song: <a href="https://www.youtube.com/watch?v=ryb26FjpgUE">https://www.youtube.com/watch?v=ryb26FjpgUE</a></p> <p>Draw your own picture and describe the position of the different objects. For example, I have drawn a person between two purple aliens. There is a UFO above the aliens.</p>

Monday 2 <sup>nd</sup> August 2021		Tuesday 3 <sup>rd</sup> August 2021	Wednesday 4 <sup>th</sup> August 2021	Thursday 5 <sup>th</sup> August 2021	Friday 6 <sup>th</sup> August 2021
<p>(less than) &lt; to compare the following numbers.</p> <p><b>5 and 6      25 and 30</b>  <b>2 and 10    16 and 9</b>  <b>17 and 8    30 and 41</b>  <b>12 and 50   100 and 79</b>  <b>108 and 149   234 and 580</b></p> <p>Optional: Come up with some of your own more than &gt; and less than &lt; number comparisons.</p> <p><b>PDHPE</b></p> <p><b>Rolling to a Partner:</b>  You are going to sit on the floor, a short distance from your family member, with your legs spread wide. You roll the ball to your family member, who will stop it with their hands, then roll it back. If you are able to accurately roll the ball to each other, you can move further apart. Can they stop the ball with one hand?</p>		<p>Optional: Play some games on <a href="http://www.imathskids.com.au">www.imathskids.com.au</a>  Password: down064</p> <p><b>PDHPE</b></p> <p>Watch a Cosmic Kids Yoga video and follow the fun movements on <a href="https://www.youtube.com/user/CosmicKidsYoga">www.youtube.com/user/CosmicKidsYoga</a>  or make up your own Yoga moves listening to music.</p>	<p>Optional: Play some games on <a href="http://www.imathskids.com.au">www.imathskids.com.au</a>  Password: down064</p> <p><b>PDHPE</b></p> <p><b>Simple Overarm Throw:</b>  Bending your throwing arm at the elbow and drawing it up to the shoulder before releasing the ball with a push forward from the elbow. Give yourself a few minutes to have a go in a space.</p> <p><b>Hit the Target:</b> How many times you can hit a target or a hoop on the floor with a ball in 1 minute, throwing overarm. Ask an adult to time you and count while you throw.</p>	<p><b>PDHPE</b></p> <p>Watch a Just Dance video and follow the fun movements on <a href="https://www.youtube.com/channel/UCIjW4BWKLqpOjTrS_tX0mg">https://www.youtube.com/channel/UCIjW4BWKLqpOjTrS_tX0mg</a>  or choose a song and make up your own dance moves.</p>	<p><b>PDHPE</b></p> <p>1. Watch and join in this fun workout.  Remember to drink lots of water every day and eat healthy and nutritious meals.  <a href="https://www.youtube.com/watch?v=mhHY8mOQ5eo">https://www.youtube.com/watch?v=mhHY8mOQ5eo</a></p> <p>2. Research one of the Australian Olympians competing in Tokyo, Japan this year.  Answer the following questions:</p> <ul style="list-style-type: none"> <li>- Who is your famous Olympian?</li> <li>- What sport does he/she represent?</li> <li>- What equipment is needed to play that sport?</li> </ul> <p>Write down your answers, include a photo and upload on Seesaw.</p>
<b>Break</b>	Break (1 hour) Eat and Play	Break (1 hour) Eat and Play	Break (1 hour) Eat and Play	Break (1 hour) Eat and Play	Break (1 hour) Eat and Play

Monday 2<sup>nd</sup> August 2021

Tuesday 3<sup>rd</sup> August 2021

Wednesday 4<sup>th</sup> August 2021

Thursday 5<sup>th</sup> August 2021

Friday 6<sup>th</sup> August 2021

Session  
3

## Community Language

Complete an activity from the Community Language framework on Seesaw.

## Science & Technology

### Earth and Space

What is the moon? Where do we find it? When can you see the moon? Do you know that the moon changes shape each night? Do you know what these are called? The moon phases!

Watch the Youtube video- Phases of the moon, science for kids

<https://www.youtube.com/watch?v=t6MCtB752AE>

Write sentences describing what you learnt from the YouTube video. Draw a picture of three different moon phases, including full moon, half moon and crescent moon.



## Creative Arts

### Visual Arts

Create a sun and moon artwork shown below using any materials or paint you have at home! You might like to follow the directed drawing on YouTube-

[Sun & Moon Drawing & Painting - YouTube](#)

Or you can create your own!



## Geography

### Weather and Seasons

Search for the weather today in Cairns (Queensland), Sydney (NSW) and Hobart (Tasmania). Plot the temperature on the map attached.



Why do you think the temperatures are different in Cairns, Sydney and Hobart?

Watch the video 'Weather vs Climate- Difference between Weather and Climate?'

<https://www.youtube.com/watch?v=fANLICuYB8>

Using the microphone tool, tell me what you think the climate means.

## Creative Arts


### Music

We are all musicians!

Do some of these musical things at home and colour the boxes as you complete them.

Can you get BINGO?

Use found sounds (pencils, keys, spoons) to tap the beat with your favorite song.	Make up new lyrics to 'Mary Had a Little Lamb' or 'The Wheels on the Bus'.	Teach a family member to sing a song in another language, and tell them what the song is about.	Sing a song while someone at home plays along on an instrument.
Learn a nursery rhyme from an adult at home.	Put on a concert for your whole family, either singing or playing an instrument.	Dance to a song that you love. Move your whole body!	Learn a new song from a relative that lives in another country. (Slope and FaceTime are great for this.)
Listen to a piece of music with no words. Draw what you imagine when you hear the music.	Learn a new song in a language other than English.	Create a piece of music with body percussion: claps, snaps, stomps, taps... Try it with a song you know.	Draw and name as many instruments as you can.
Read a picture book with a musical theme.	Have a parent share a favorite song from their childhood. Learn what it's about, and then learn to sing it.	Put on some music and march, skip, or hop to the beat. Change your movement when the music changes.	Practice singing a song from music class. Move your hand to show where it goes higher and lower.

“s, ss” List Words		“s, ss” Extension List Words	
BLM WL21 			
miss	scar	centre	nurse
missed	scarf	chance	sauce
missing	fox	circle	scare
cross	fix	city	sister
skip	cents	fence	skirt
skate	said	glass	sleeve
sleep	mouse	grass	slippery
sling	house	horse	slowly
Sound Waves 1 Black Line Masters © Barbara Murray and Terri Watson 2011 Firefly Education		ISBN 978 1 74135 149 1	



# Unit 22



s ss se x(ks) c



seal  
fox



kiss  
pencil



mouse

## List Words

miss	skip	scar	cents
missed	skate	scarf	said
missing	sleep	fox	mouse
cross	sling	fix	house

## Letters

## Words


1 **Underline** the letter or letters for **s ss se x(ks) c** in each List Word. If any of these are not in the sound box, write them with a word example in the box above.

2 **Colour** the ball if you hear **s ss se x(ks) c** in the picture name. **Count** the sounds in each picture name. **Write** this number in the seal.



3 **Write** the letters that are in the baskets to finish the words. **Finish** the sentences with these words.



mi\_\_\_  
cro\_\_\_

I can draw a \_\_\_\_\_.



hou\_\_\_  
mou\_\_\_

A \_\_\_\_\_ is under the desk.



\_\_\_ents  
mi\_\_\_e

It costs ten \_\_\_\_\_.

4 **Write** the letters that are in the baskets to finish the words. **Write** a word to match the clue.



fi\_\_\_  
fo\_\_\_

This is an animal. \_\_\_\_\_



\_\_\_ate  
\_\_\_ip

I jump with a rope. \_\_\_\_\_



\_\_\_arf  
\_\_\_ar

It keeps you warm. \_\_\_\_\_



\_\_\_eep  
\_\_\_ing

You do this at night. \_\_\_\_\_

5 **Write s or ss** in the words in the box. **Finish** the sentences with these words.

mi\_\_\_  
mi\_\_\_es  
mi\_\_\_ed  
\_\_\_aid


Sometimes I \_\_\_\_\_ the bus.

Yesterday I \_\_\_\_\_ the bus.

Sam \_\_\_\_\_ that he \_\_\_\_\_  
the bus every day.

6 **Read** the story. **Underline** the letters for **s ss se x(ks) c**. **Draw** the picture.

Sid is a mouse.  
He likes to skip and skate with  
his friend the fox.  
He sleeps on a scarf.



Use found sounds (pencils, keys, spoons) to tap the beat with your favorite song.	Make up new lyrics to "Mary Had a Little Lamb" or "The Wheels on the Bus".	Teach a family member to sing a song in another language, and tell them what the song is about.	Sing a song while someone at home plays along on an instrument.
Learn a nursery rhyme from an adult at home.	Put on a concert for your whole family, either singing or playing an instrument.	Dance to a song that you love. Move your whole body!	Learn a new song from a relative that lives in another country. (Skype and FaceTime are great for this.)
Listen to a piece of music with no words. Draw what you imagine when you hear the music.	Learn a new song in a language other than English.	Create a piece of music with body percussion: claps, snaps, stomps, taps... Try it with a song you know.	Draw and name as many instruments as you can.
Read a picture book with a musical theme.	Have a parent share a favorite song from their childhood. Learn what it's about, and then learn to sing it.	Put on some music, and march, skip, or hop to the beat. Change your movement when the music changes.	Practice singing a song from music class. Move your hand to show where it goes higher and lower.

