

Framework for Learning from Home – Early Stage 1, Term 3 Week 4

幼稚园在家学习大纲 – 第三学期第四周

You will need help from a parent/carer. Show each completed activity to your parents so they can check it and/or help you post it on Seesaw. 以下的一些作业，您可能需要父母的帮助。如果需要，请向父母展示每个已完成的作业，以检查并上传到 Seesaw。


	Monday 02.08.2021 星期一	Tuesday 03.08.2021 星期二	Wednesday 04.08.2021 星期三	Thursday 05.08.2021 星期四	Friday 06.08.2021 星期五
Task 任务	Can you make your bed? 你可以整理自己的床铺吗?	Can you pack your toys away after you use them? 你玩玩具后能把它收拾好吗?	What act of kindness can you do for a family member today? 今天你能为家庭成员做一件好事?	Can you help set the table for dinner? 你能帮摆好餐具吗?	Can you help a family member today? 你今天能帮助一位家庭成员吗?
Session 1 上午	Morning Routine Sing the 'Days of the Week' song 唱‘星期’歌 https://www.youtube.com/watch?v=8GKmCQOy88Y What day is your favourite day and why? Do you do something	Morning Routine Sing the 'Months of the Year' song 唱‘月份’歌 https://www.youtube.com/watch?v=IPeAo1hz8GA	Morning Routine Sing the 'Seasons Song' 唱‘季节’歌 https://www.youtube.com/watch?v=8Zjpl6fgYSY Look out the window.	Morning Routine Sing the 'Months of the Year' song 唱‘月份’歌 https://www.youtube.com/watch?v=IPeAo1hz8GA What is the first month of	Morning Routine Sing the 'Days of the Week' song 唱‘星期’歌 https://www.youtube.com/watch?v=mXMofxtDPUQ What is today's date? Can you write this



Monday 02.08.2021 星期一	Tuesday 03.08.2021 星期二	Wednesday 04.08.2021 星期三	Thursday 05.08.2021 星期四	Friday 06.08.2021 星期五
<p>fun or special on this day? 你最喜欢哪一天? 为什么? 在这一天你做了什么有趣或特别的事吗?</p> <p>Soundwaves</p> <p>Today's sound is 'y' for 'yo-yo'. Listen to the chant on seesaw. 今天学习'y' 字母发音。</p> <p>Explore the sound "y" on Soundwaves kids. 点击下方网站做练习 www.soundwaveskids.com.au</p> <p>Complete the student book activity either by telling your parents the answers or completing the worksheet. 告诉家长答案或完成学生用书活动部分。</p> <p>English 英文</p> <p>This week's focus fox words are: yes, no, you,</p>	<p>What month are we in now? Try to write the month or copy it from a family member. 我们现在是哪一个月份? 试着写写或抄抄月份名称。</p> <p>Soundwaves</p> <p>Today's sound is 'y' for 'yo-yo'. Listen to the chant on seesaw. 今天学习'y' 字母发音。</p> <p>Explore the sound "y" on Soundwaves kids. 点击下方网站做练习 www.soundwaveskids.com.au</p> <p>Complete the student book activity either by telling your parents the answers or completing the worksheet. 告诉家长答案或完成学生用书活动部分。</p> <p>English 英文</p>	<p>What do you see? Draw a picture and write a sentence about today's weather. 看看窗外。你看到了什么? 画一幅画, 写一句今天天气的句子。如:</p> <p>E.g The sun is out and it is windy. 太阳出来了, 风很大。</p> <p>Soundwaves</p> <p>Today's sound is 'v' for 'vase'. Listen to the chant on seesaw. 今天学习'v' 字母发音。</p> <p>Explore the sound "v" on Soundwaves kids. 点击下方网站做练习 www.soundwaveskids.com.au</p> <p>Complete the student book activity either by telling your parents the answers or completing the worksheet.</p>	<p>the year? What is the last month of the year? 一年中第一个月是几月? 一年中最后一个月是几月?</p> <p>Soundwaves</p> <p>Today's sound is 'v' for 'vase'. Listen to the chant on seesaw. 今天学习'v' 字母发音。</p> <p>Explore the sound 'v' on Soundwaves kids. 点击下方网站做练习 www.soundwaveskids.com.au</p> <p>Complete the student book activity either by telling your parents the answers or completing the worksheet. 告诉家长答案或完成学生用书活动部分。</p> <p>English 英文</p> <p>Can you find sticks, leaves, pasta, playdough, pegs etc to make your focus fox</p>	<p>down? Don't forget to include the number, the month and the year. 今天几号? 你能写下来吗? 别忘了包括年月日。</p> <p>Soundwaves</p> <p>Today's lesson will be a revision lesson. Explore all the sounds we have learnt, their chant and action. 今天复习学过的字母发音。</p> <p>Click on this link and press 'all sounds' 点击下方网站复习 https://online.fireflyeducation.com.au/program/soundwaves/graphemes/unit/1/soundinfo kit</p> <p>English 英文</p> <p>Focus fox words: yes, no, you, have, van, vet</p> <p>Write three different sentences using a different focus fox word in each sentence. Circle</p>

Monday 02.08.2021 星期一	Tuesday 03.08.2021 星期二	Wednesday 04.08.2021 星期三	Thursday 05.08.2021 星期四	Friday 06.08.2021 星期五
<p>have, van, vet</p> <p>Can you rainbow write your focus fox words.</p> <p>E.g love</p> <p>Listen to the story 'Belinda' by Pamela Allan. It has been posted onto Seesaw and is read by Mr Philpott.</p> <p>Tell your parent/carer about what happened in the beginning, middle and end of the story.</p> <p>Draw a picture of Belinda the cow and write your favourite part of the story</p> <p>E.g I liked it when _____ because _____.</p> <p>这周的焦点单词是 yes, no, you, have, van, vet 用各色彩笔写写焦点单词。如下图所示</p> <p>E.g love</p> <p>听 Pamela Allan 的《Belinda》的故事。故</p>	<p>Your focus fox words are: yes, no, you, have, van, vet</p> <p>Can you write your focus fox words three times? One small, one medium, one large.</p> <p>E.g look, look, look</p> <p>Listen to the YouTube video on Cows https://www.youtube.com/watch?v=UWmbg16ywD8</p> <p>Write a sentence or two explaining what a cow looks like. Don't forget to use adjectives.</p> <p>E.g A cow is a farm animal. It has two large ears and two big brown eyes. A cow has a big body.</p> <p>Draw a picture to match your sentence.</p>	<p>告诉家长答案或完成学生用书活动部分。</p> <p>English 英文</p> <p>Can you bubble write your focus fox words and them colour them in: yes, no, you, have, van, vet</p> <p>E.g</p> <p style="text-align: center;">a b c d e f g h i j k l m n o p q r s t u v w x y</p> <p>Listen to the YouTube video on Cows https://www.youtube.com/watch?v=UWmbg16ywD8</p> <p>Write a sentence or two explaining where a cow lives and what a cow</p>	<p>words?</p> <p>Your focus fox words are: yes, no, you, have, van, vet</p> <p>Listen to the YouTube video on Cows https://www.youtube.com/watch?v=UWmbg16ywD8</p> <p>Write a sentence or two explaining an interesting fact about a cow.</p> <p>E.g A cow has 32 teeth and has best friends like humans do.</p> <p>Draw a picture to match your sentence.</p> <p>你能用木棍，树叶，意大利面，橡皮泥，钉子等摆出焦点单词吗？</p> <p>yes, no, you, have, van, vet</p> <p>点击以下链接看视频-牛 https://www.youtube.c</p>	<p>the focus fox word you have used. Read your sentences to a family member.</p> <p>焦点单词是: yes, no, you, have, van, vet</p> <p>用不同的焦点词写出三个不同的句子。圈出你用过的单词。把你的句子读给家人听。</p> <p>Science and 科学 Technology</p> <p>Talk to your parent/carer about what humans need to survive (air, water, food, rest and sleep, good hygiene, shelter).</p> <p>Watch the following video about Calmsley Hill City farm: https://www.youtube.com/watch?v=BdqMjJUDZPw</p> <p>What do you think the animals need to</p>

Monday 02.08.2021 星期一	Tuesday 03.08.2021 星期二	Wednesday 04.08.2021 星期三	Thursday 05.08.2021 星期四	Friday 06.08.2021 星期五
<p>事是由 Mr Philpott 朗读的，并已经上传到 Seesaw 上了。</p> <p>告诉你的父母/看护人故事开头、中间和结尾发生了什么。</p> <p>画一张 Belinda 牛的画，写下你最喜欢的部分</p> <p>例：我喜欢-----，因为---。</p>	<p>这周的焦点单词是 yes, no, you, have, van, vet</p> <p>你能把你的单词写三遍吗？小-中-大。</p> <p>例： look, look, look</p> <p>点击以下链接看视频-牛</p> <p>https://www.youtube.com/watch?v=UWmbg16ywD8</p> <p>写一两句话来描述牛长什么样。别忘了用形容词。</p> <p>例：牛是一种农场动物。它有两只大耳朵和两只棕色的大眼睛。牛的身体很大。</p> <p>把你的句子画出来。</p>	<p>likes to eat.</p> <p>E.g A cow lives _____. It likes to eat _____.</p> <p>Draw a picture to match your sentence.</p> <p>你能把你的焦点词用空心字写出来并涂上颜色吗？</p> <p>如下图所示</p> <p>abcdefghijklmnopqrstuvwxyz</p> <p>点击以下链接看视频-牛</p> <p>https://www.youtube.com/watch?v=UWmbg16ywD8</p> <p>写一两句话描写一下牛住在哪里，喜欢吃什么。</p> <p>例如，牛住在——。它喜欢吃——。</p> <p>把你的句子画出来。</p>	<p>om/watch?v=UWmbg16ywD8</p> <p>写一两句话说说牛的趣事。</p> <p>例：一头牛和人一样有32颗牙齿。</p> <p>把你的句子画出来。</p>	<p>stay alive? Tell a parent/carer.</p> <p>Draw and label a picture of all of the things that you might see on a farm.</p> <p>和你的父母/看护人谈谈人类生存所需的条件（空气、水、食物、休息和睡眠、良好的卫生、庇护所）。</p> <p>观看以下有关 Calmsley Hill 农场的视频：</p> <p>https://www.youtube.com/watch?v=BdgMjJUDZPw</p> <p>你认为这些动物需要什么条件才能活下来？请告诉父母/看护人。</p> <p>画画你在农场能看到的的所有东西并标注出来。</p>

	Monday 02.08.2021 星期一	Tuesday 03.08.2021 星期二	Wednesday 04.08.2021 星期三	Thursday 05.08.2021 星期四	Friday 06.08.2021 星期五
Break 休息	Break (30 mins) Eat & Play 休息	Break (30 mins) Eat & Play 休息	Break (30 mins) Eat & Play 休息	Break (30 mins) Eat & Play 休息	Break (30 mins) Eat & Play 休息
Session 2 中午	<p>Mathematics – 数学</p> <p>Subtraction 减法</p> <p>Watch Abby and Cookie Monster Subtract Cookies. 点击以下链接看视频</p> <p>https://www.youtube.com/watch?v=bnBeGmjWnK4</p> <p>Put 10 objects in a bowl e.g. blocks, pegs, buttons, small toys. Take one object out and write the number sentence $10-1=9$. Put the object back into the bowl. Take out 2 objects and write the number sentence $10-2=8$. Put the objects back in the bowl. Now it's your turn to do some of your own. Keep writing your number sentences and draw a</p>	<p>Mathematics -数学</p> <p>Subtraction 减法</p> <p>Watch the story Pete the Cat and his Groovy Buttons. 点击以下链接看视频</p> <p>https://www.youtube.com/watch?v=dkQ4d_fff3E</p> <p>Draw Pete the Cat's shirt and use some buttons or make some buttons by drawing circles and cutting them out.</p> <p>Place the buttons on his shirt.</p> <p>Take some buttons away and write a number sentence to show how many you have taken away and how many are left.</p> <p>画 Pete the Cat 的体恤</p>	<p>Mathematics 数学</p> <p>Subtraction 减法</p> <p>Watch Subtraction Song for Kids. 点击以下链接看视频</p> <p>https://www.youtube.com/watch?v=pwQKugrFmJQ</p> <p>Read these subtraction stories or ask your parent or carer to read them to you. Draw a picture and write a number sentence to match each one.</p> <p>1. There were 7 butterflies in the garden. 3 flew away. How many are left?</p> <p>2. There were 8 cupcakes on the plate.</p>	<p>Mathematics 数学</p> <p>Area 面积</p> <p>Area is the space within a shape.</p> <p>Trace around your hand and cut it out. Trace around your parent or carer's hand and cut that out too. Put your cut out hand on top of your parent or carer's cut out hand. Which one has the largest area? Which one has the smallest area?</p> <p>Find two other objects e.g. two books or two plates. Trace around these and cut them out too. Put one on top of the other. Which has the largest area? Which has the smallest?</p> <p>面积是指形状内的空间。</p>	<p>Mathematics 数学</p> <p>Area 面积</p> <p>Use the same sized objects like sheets of paper, books, blocks or envelopes to cover a table. Make sure you don't leave any gaps.</p> <p>How many did you need?</p> <p>Now use the same objects to cover something else e.g. the kitchen bench, a mat or your bed. How many did you need this time?</p> <p>Which had the largest area? Which had the smallest area?</p> <p>How do you know?</p> <p>Do you think all of your friends will have the same answers as you?</p>

Monday 02.08.2021 星期一	Tuesday 03.08.2021 星期二	Wednesday 04.08.2021 星期三	Thursday 05.08.2021 星期四	Friday 06.08.2021 星期五
<p>picture of your favourite one.</p> <p>Remember to always start with 10.</p> <p>Challenge: Maybe you could start with 12, 15 or 20 objects.</p> <p>在一个碗里放 10 个物品，例如积木、钉子、纽扣、小玩具。取出一个物品，写出算式 $10-1=9$。把物品放回碗里。取出 2 个物品，写出算式 $10-2=8$。把物品放回碗里。现在轮到你自己动手了。继续写你的算式，画一幅你最喜欢的算式的图画。</p> <p>记住总是从 10 开始。</p> <p>挑战：也许你可以从 12、15 或 20 个物品开始。</p>	<p>衫，找一些纽扣或画些圆圈，剪下来当纽扣。</p> <p>把纽扣放在体恤衫上。</p> <p>拿走一些按钮，写出算式来显示你拿走了多少，还剩下多少。</p> <p>如图所示：</p> 	<p>You ate 2 of them. How many are left?</p> <p>3. There were 5 apples on the tree. 4 fell off. How many apples are left on the tree?</p> <p>4. I had 10 balloons but 6 popped. How many are left?</p> <p>Now can you make and draw a subtraction story of your own?</p> <p>读这些减法应用题，或者让你的父母读给你听。画出每道应用题并写出算式。</p> <ol style="list-style-type: none"> 1. 花园里有 7 只蝴蝶。3 只飞走了。还剩多少？ 2. 盘子里有 8 个纸杯蛋糕。你吃了两个。还剩多少？ 3. 树上有 5 个苹果。4 个掉了下来。树上还剩多少苹果？ 4. 我有 10 个气球，但有 6 个爆了。还剩多少？ 	<p>把你的手放在一张纸上，沿着你的手画一圈然后剪下来。再把大人的手放在一张纸上，沿着大人的手画一圈，然后也剪下来。把你的图片手放在你父母的图片手上。比较一下哪一个面积大？哪一个面积小？</p> <p>找另外两件东西，例如两本书或两个盘子。把这些画下来也剪下来。将相同的两样东西叠放在一起。比较一下哪个面积大？哪个面积小？</p> <p>Play some games on iMaths Kids 点击以下网站玩数学游戏</p> <p>www.imathskids.com.au</p> <p>Student login: 学生登录 some685</p>	<p>Why or why not?</p> <p>Draw a picture and write a sentence about what you have done today e.g. I used 20 sheets of paper to cover my table.</p> <p>用同样大小的物体如纸、书、积木或信封盖住桌子。不要留下任何空隙。</p> <p>你需要多少？（如：多少张纸）</p> <p>现在用同样的东西来覆盖其他东西，比如厨房的长凳，垫子或者你的床。这次你需要多少？</p> <p>哪个面积最大？哪个面积最小？</p> <p>你怎么知道的？</p> <p>你朋友的答案会和你的答案一样吗？为什么？为什么不同？</p> <p>画一张画，写一个句子描述你刚才做的事情。例如，我用 20 张纸盖住桌子。</p>

	Monday 02.08.2021 星期一	Tuesday 03.08.2021 星期二	Wednesday 04.08.2021 星期三	Thursday 05.08.2021 星期四	Friday 06.08.2021 星期五
			现在你能自己画一个减法应用题吗?		
Break 休息	Break (1 hour) Eat & Play 休息	Break (1 hour) Eat & Play 休息	Break (1 hour) Eat & Play 休息	Break (1 hour) Eat & Play 休息	Break (1 hour) Eat & Play 休息
Session 3 下午	Community Language 语言课 (中文)	Geography 地理 Intro: This term we have been looking at different places. Use the clues below to see if you can guess what place we are focusing on today. Clues: I will need my towel, swimmers, sunscreen, hat and my bucket and spade. I am going to the _____. Watch "Maurice's Big Adventure: Trip to the beach" https://iview.abc.net.au/video/CH1561H010S00	Personal Development and Health 心理卫生 Listen to the story: Have You Filled a Bucket Today 点击以下链接看视频 https://www.youtube.com/watch?v=pOJy8-OC0iU Write 3 things that you could do to fill up someone's bucket in your family (Make them feel happy) Example: helping prepare food, tidying your toys, making your bed.	Physical Education 体育 Today is our sport day! Join Michelle and Teresa for some dancing. 体育活动时间到啦 跟着以下视频一起运动 https://vimeo.com/443891986	Creative Arts 美术 Art: Crab on the beach 按照图例步骤画出螃蟹 Step 1  Step 2 

Monday 02.08.2021 星期一	Tuesday 03.08.2021 星期二	Wednesday 04.08.2021 星期三	Thursday 05.08.2021 星期四	Friday 06.08.2021 星期五	
		<p>Use some of your 5 senses to describe the beach.</p> <p>Tell a parent/carer or write the rest of each sentence:</p> <p>The water at the beach looks _____.</p> <p>The sun feels _____.</p> <p>I can hear _____ at the beach.</p> <p>Listen to Mr Philpott reading 'Grandpa and Thomas'.</p> <p>Draw and label a picture of the beach. Please include: water, sand, sun, birds, shells, bucket, spade and a big umbrella</p> <p>简介：这学期我们学了不同的地方。利用下面的线索，看看你是否能猜出我们今天要去的地方。</p> <p>线索：我需要毛巾、游泳衣、防晒霜、帽子、水桶</p>	<p>Draw a bucket with a colourful pattern. Add the names of the people in your family to the front of your bucket. Cut your bucket out and place it somewhere in your house to remind you of filling other people's buckets up.</p> <p>写下你可以做的三件事来满足你的家人（让他们感到快乐）。</p> <p>如：帮助准备食物，整理玩具，整理床铺。</p> <p>画一个有彩色图案的水桶。把你家里人的名字加在你的名字前面。把你画的桶剪下来，贴在你家里显眼处，提醒别忘了让你的家人快乐。</p> 		<p>Step 3</p> <p>Step 4</p> <p>Step 5</p>  <p>Step 6</p> 

Monday 02.08.2021 星期一	Tuesday 03.08.2021 星期二	Wednesday 04.08.2021 星期三	Thursday 05.08.2021 星期四	Friday 06.08.2021 星期五
		<p>和铁锹。 我要去————。</p> <p>观看““Maurice’ s Big Adventure:： 海滩之旅” https://iview.abc.net.au/video/CH1561H010S00</p> <p>用你的五种感官来描述海滩。</p> <p>告诉父母/看护人或完成每个句子： 海滩上的水看起来像 ————。</p> <p>太阳感觉————。</p> <p>我能听见海滩上———— 的声音。</p> <p>听 Mr Philpott 读 “Grandpa and Thomas’.</p> <p>画一张海滩的图画并标出：水，沙子，太阳，鸟，贝壳，水桶，铁锹和一把大伞。</p>		



1 Colour the letter for in each List Word.

yes yet

2 Write a stroke in the loop for each sound you hear in the picture name.



3 Read the questions. Write yes or no

Can a dog yap? _____

Can you hop? _____

Can you fit in a tin? _____

Can you sit on a bed? _____



1 Colour the letter for in each List Word.

van vet

2 Circle the picture if you hear in the picture name.




3 Draw a flower in the vase for each sound you hear in the picture name.



4 Write a List Word to match each picture.





BLM HW21 (NSW)  y

☆ Trace the patterns and letters using the starting points.





