


Framework for Learning from Home – Early Stage 1, Term 3 Week 4




You will need help from a parent/carer. Show each completed activity to your parents so they can check it and/or help you post it on Seesaw.





	Monday 02.08.2021	Tuesday 03.08.2021	Wednesday 04.08.2021	Thursday 05.08.2021	Friday 06.08.2021
Task	Can you make your bed?	Can you pack your toys away after you use them?	What act of kindness can you do for a family member today?	Can you help set the table for dinner?	Can you help a family member today?
Session 1	Morning Routine Sing the 'Days of the Week' song https://www.youtube.com/watch?v=8GKmCQOy88Y What day is your favourite day and why? Do you do something fun or special on this day? Soundwaves Today's sound is 'y' for	Morning Routine Sing the 'Months of the Year' song https://www.youtube.com/watch?v=IPeAo1hz8GA What month are we in now? Try to write the month or copy it from a family member. Soundwaves Today's sound is 'y' for	Morning Routine Sing the 'Seasons Song' https://www.youtube.com/watch?v=8Zjpl6fgYSY Look out the window. What do you see? Draw a picture and write a sentence about today's weather. E.g The sun is out and it is windy. Soundwaves	Morning Routine Sing the 'Months of the Year' song https://www.youtube.com/watch?v=IPeAo1hz8GA What is the first month of the year? What is the last month of the year? Soundwaves Today's sound is 'v' for 'vase'. Listen to the	Morning Routine Sing the 'Days of the Week' song https://www.youtube.com/watch?v=mXMofxtDPuQ What is today's date? Can you write this down? Don't forget to include the number, the month and the year. Soundwaves

Monday 02.08.2021	Tuesday 03.08.2021	Wednesday 04.08.2021	Thursday 05.08.2021	Friday 06.08.2021
<p>'yo-yo'. Listen to the chant on seesaw.</p> <p>Explore the sound "y" on Soundwaves kids.</p> <p>www.soundwaveskids.com.au</p> <p>Complete the student book activity either by telling your parents the answers or completing the worksheet.</p> <p>English</p> <p>This week's focus fox words are: yes, no, you, have, van, vet</p> <p>Can you rainbow write your focus fox words.</p> <p>E.g love</p> <p>Listen to the story 'Belinda' by Pamela Allan. It has been posted onto Seesaw and is read by Mr Philpott.</p> <p>Tell your parent/carer about what happened in the beginning, middle and end of the story.</p> <p>Draw a picture of Belinda the cow and</p>	<p>'yo-yo'. Listen to the chant on seesaw.</p> <p>Explore the sound "y" on Soundwaves kids.</p> <p>www.soundwaveskids.com.au</p> <p>Complete the student book activity either by telling your parents the answers or completing the worksheet.</p> <p>English</p> <p>Your focus fox words are: yes, no, you, have, van, vet</p> <p>Can you write your focus fox words three times? One small, one medium, one large.</p> <p>E.g look, look, look</p> <p>Listen to the YouTube video on Cows https://www.youtube.com/watch?v=UWmbg16ywD8</p>	<p>Today's sound is 'v' for 'vase'. Listen to the chant on seesaw.</p> <p>Explore the sound "v" on Soundwaves kids.</p> <p>www.soundwaveskids.com.au</p> <p>Complete the student book activity either by telling your parents the answers or completing the worksheet.</p> <p>English</p> <p>Can you bubble write your focus fox words and them colour them in: yes, no, you, have, van, vet</p> <p>E.g</p> <p>abcdefghijklmnopqrstuvwxyz</p> <p>Listen to the YouTube video on Cows</p>	<p>chant on seesaw.</p> <p>Explore the sound 'v' on Soundwaves kids.</p> <p>www.soundwaveskids.com.au</p> <p>Complete the student book activity either by telling your parents the answers or completing the worksheet.</p> <p>English</p> <p>Can you find sticks, leaves, pasta, playdough, pegs etc to make your focus fox words?</p> <p>Your focus fox words are: yes, no, you, have, van, vet</p> <p>Listen to the YouTube video on Cows https://www.youtube.com/watch?v=UWmbg16ywD8</p> <p>Write a sentence or two explaining an interesting fact about a cow.</p>	<p>Today's lesson will be a revision lesson. Explore all the sounds we have learnt, their chant and action.</p> <p>Click on this link and press 'all sounds' https://online.fireflyeducation.com.au/program/soundwaves/graphemes/unit/1/soundinfo kit</p> <p>English</p> <p>Focus fox words: yes, no, you, have, van, vet</p> <p>Write three different sentences using a different focus fox word in each sentence. Circle the focus fox word you have used. Read your sentences to a family member.</p> <p>Science and Technology</p> <p>Talk to your parent/carer about what humans need to survive (air, water, food, rest and sleep, good hygiene,</p>

	Monday 02.08.2021	Tuesday 03.08.2021	Wednesday 04.08.2021	Thursday 05.08.2021	Friday 06.08.2021
	<p>write your favourite part of the story</p> <p>E.g I liked it when ____ because ____.</p>	<p>Write a sentence or two explaining what a cow looks like. Don't forget to use adjectives.</p> <p>E.g A cow is a farm animal. It has two large ears and two big brown eyes. A cow has a big body.</p> <p>Draw a picture to match your sentence.</p>	<p>https://www.youtube.com/watch?v=UWmbg16ywD8</p> <p>Write a sentence or two explaining where a cow lives and what a cow likes to eat.</p> <p>E.g A cow lives _____. It likes to eat _____.</p> <p>Draw a picture to match your sentence.</p>	<p>E.g A cow has 32 teeth and has best friends like humans do.</p> <p>Draw a picture to match your sentence.</p>	<p>shelter).</p> <p>Watch the following video about Calmsley Hill City farm:</p> <p>https://www.youtube.com/watch?v=BdgMjJUDZPw</p> <p>What do you think the animals need to stay alive? Tell a parent/carer.</p> <p>Draw and label a picture of all of the things that you might see on a farm.</p>
Break	Break (30 mins) Eat & Play	Break (30 mins) Eat & Play	Break (30 mins) Eat & Play	Break (30 mins) Eat & Play	Break (30 mins) Eat & Play
Session 2	<p>Mathematics –</p> <p>Subtraction</p> <p>Watch Abby and Cookie Monster Subtract Cookies.</p> <p>https://www.youtube.com/watch?v=bnBeGmjWnK4</p> <p>Put 10 objects in a bowl</p>	<p>Mathematics -</p> <p>Subtraction</p> <p>Watch the story Pete the Cat and his Groovy Buttons.</p> <p>https://www.youtube.com/watch?v=dkQ4d_ff3E</p> <p>Draw Pete the Cat's shirt</p>	<p>Mathematics</p> <p>Subtraction</p> <p>Watch Subtraction Song for Kids.</p> <p>https://www.youtube.com/watch?v=pwQKugrFmJQ</p>	<p>Mathematics</p> <p>Area</p> <p>Area is the space within a shape.</p> <p>Trace around your hand and cut it out. Trace around your parent or carer's hand and cut that out too. Put your cut out</p>	<p>Mathematics</p> <p>Area</p> <p>Use the same sized objects like sheets of paper, books, blocks or envelopes to cover a table. Make sure you don't leave any gaps.</p> <p>How many did you</p>

Monday 02.08.2021	Tuesday 03.08.2021	Wednesday 04.08.2021	Thursday 05.08.2021	Friday 06.08.2021
<p>e.g. blocks, pegs, buttons, small toys. Take one object out and write the number sentence $10-1=9$. Put the object back into the bowl. Take out 2 objects and write the number sentence $10-2=8$. Put the objects back in the bowl. Now it's your turn to do some of your own. Keep writing your number sentences and draw a picture of your favourite one.</p> <p>Remember to always start with 10.</p> <p>Challenge: Maybe you could start with 12, 15 or 20 objects.</p>	<p>and use some buttons or make some buttons by drawing circles and cutting them out.</p> <p>Place the buttons on his shirt.</p> <p>Take some buttons away and write a number sentence to show how many you have taken away and how many are left.</p> 	<p>Read these subtraction stories or ask your parent or carer to read them to you. Draw a picture and write a number sentence to match each one.</p> <ol style="list-style-type: none"> 1. There were 7 butterflies in the garden. 3 flew away. How many are left? 2. There were 8 cupcakes on the plate. You ate 2 of them. How many are left? 3. There were 5 apples on the tree. 4 fell off. How many apples are left on the tree? 4. I had 10 balloons but 6 popped. How many are left? <p>Now can you make and draw a subtraction story of your own?</p>	<p>hand on top of your parent or carer's cut out hand. Which one has the largest area? Which one has the smallest area?</p> <p>Find two other objects e.g. two books or two plates. Trace around these and cut them out too. Put one on top of the other. Which has the largest area? Which has the smallest?</p> <p>Play some games on iMaths Kids www.imathskids.com.au Student login: some685</p>	<p>need?</p> <p>Now use the same objects to cover something else e.g. the kitchen bench, a mat or your bed. How many did you need this time?</p> <p>Which had the largest area? Which had the smallest area?</p> <p>How do you know?</p> <p>Do you think all of your friends will have the same answers as you? Why or why not?</p> <p>Draw a picture and write a sentence about what you have done today e.g. I used 20 sheets of paper to cover my table.</p>

	Monday 02.08.2021	Tuesday 03.08.2021	Wednesday 04.08.2021	Thursday 05.08.2021	Friday 06.08.2021
Break	Break (1 hour) Eat & Play	Break (1 hour) Eat & Play	Break (1 hour) Eat & Play	Break (1 hour) Eat & Play	Break (1 hour) Eat & Play
Session 3	Community Language	Geography Intro: This term we have been looking at different places. Use the clues below to see if you can guess what place we are focusing on today. Clues: I will need my towel, swimmers, sunscreen, hat and my bucket and spade. I am going to the _____. Watch "Maurice's Big Adventure: Trip to the beach" https://iview.abc.net.au/video/CH1561H010S00 Use some of your 5 senses to describe the beach. Tell a parent/carer or write the rest of each sentence: The water at the beach	Personal Development and Health Listen to the story: Have You Filled a Bucket Today https://www.youtube.com/watch?v=pOJy8-OC0iU Write 3 things that you could do to fill up someone's bucket in your family (Make them feel happy) Example: helping prepare food, tidying your toys, making your bed. Draw a bucket with a colourful pattern. Add the names of the people in your family to the front of your bucket. Cut your bucket out and place it somewhere in your house to remind you of filling other people's	Physical Education Today is our sport day! Join Michelle and Teresa for some dancing. https://vimeo.com/443891986	Creative Arts Art: Crab on the beach Step 1  Step 2  Step 3  Step 4


Monday 02.08.2021	Tuesday 03.08.2021	Wednesday 04.08.2021	Thursday 05.08.2021	Friday 06.08.2021
	<p>looks _____.</p> <p>The sun feels _____.</p> <p>I can hear _____ at the beach.</p> <p>Listen to Mr Philpott reading 'Grandpa and Thomas'.</p> <p>Draw and label a picture of the beach. Please include: water, sand, sun, birds, shells, bucket, spade and a big umbrella</p>	<p>buckets up.</p> 		 <p>Step 5</p>  <p>Step 6</p> 



- 1 Colour the letter for in each List Word.

yes yet

- 2 Write a stroke in the loop for each sound you hear in the picture name.



- 3 Read the questions. Write yes or no.

Can a dog yap? _____

Can you hop? _____

Can you fit in a tin? _____

Can you sit on a bed? _____



- 1 Colour the letter for in each List Word.

van vet

- 2 Circle the picture if you hear in the picture name.



- 3 Draw a flower in the vase for each sound you hear in the picture name.



- 4 Write a List Word to match each picture.









