




# Framework for Learning from Home – Kindergarten

## Languages - Term 3 Weeks 3-4

Please find **your language class** below and choose **ONE task** to complete each week. You will need help from a parent/carer. Show each completed task to your parents so they can check it.

请在下面找到您的语言老师班，并选择每周完成一项任务。您或许需要父母/照顾者的帮助将完成的作业上传到 Seesaw。

| Tasks  |  |
|--|--|
| <p><b>Chinese Community Language</b></p>  | <p>Please access the video link below to watch recorded language lesson. You will need to log in in Zoom use information provided by your class teacher. If you haven't received the information yet, please don't worry, your class teacher will share with you the information sometimes this week.</p> <p>请点击以下视频链接观看录制的语言课程。您需要登录 Zoom。如果您尚未收到 Zoom 的学生登录信息，请不要担心，您的班主任将在本周与您分享这些信息。</p> <p><a href="https://nsweducation.zoom.us/rec/share/tBihcWncAUgCB1a8XhFEjly-sQGJsJbvPwRqBE640b-hR2bBn-4gdwJnhdhtQm5.DY_rqTMhKlxZMTIM">https://nsweducation.zoom.us/rec/share/tBihcWncAUgCB1a8XhFEjly-sQGJsJbvPwRqBE640b-hR2bBn-4gdwJnhdhtQm5.DY_rqTMhKlxZMTIM</a></p> <p>1. Our focus word is “白”, English meaning is “white”. Pinyin is ‘bái’.</p> <p>Practice writing Hanzi 白 (white), make sure to follow the correct stroke order. <small>按照笔画顺序练习写字</small></p> <div style="display: flex; justify-content: space-around; align-items: center;">  <div style="text-align: center;"> <p>bái ' 一 白 白 白</p>  </div> </div> <p><small>yòng cǎisèbǐ xiě yī biàn zì zì yī zhǒng yánsè dàibiǎo yī bǐhuà ránhòu zài chāoxiě wǔ biàn</small></p> <p>Task 任务: 用彩色笔写一遍“白”字，一种颜色代表一笔画（看图例）。然后再抄写五遍“白”</p> |

**Tasks**

zì bǎ nǐ de zuòyè shàng chuān dào Seesaw.  
字, 把你的作业上传到 Seesaw.

Write "白" once with a colour pencil. One colour represents one stroke (see the sample). Then copy the word "白" five times and upload your work to Seesaw.

2. Sing the song with the video <sup>cǎi hóng ér gē</sup>彩虹儿歌, then draw a rainbow and label your rainbow (colour) in Chinese. Upload your drawing to Seesaw.

<https://www.youtube.com/watch?v=Dvh3GESGLwo>

qǐng gēnzhe shìpín yìqǐ chàng rán hòu chàng gěi jiā rén tīng huà yí dào cǎi hóng xiě chū cǎi hóng de yán sè bǎ nǐ de huà shàng chuān dào Seesaw.  
请跟着视频一起唱, 然后唱给家人听。画一道彩虹, 写出彩虹的颜色。把你的画上传到 Seesaw.

Colour Hanzi <sup>yán sè hóng sè huáng sè lán sè lǜ sè chéng sè zǐ sè</sup>颜色: 红色, 黄色, 蓝色, 绿色, 橙色, 紫色


**Chinese LOTE**



Please access the video link below to watch recorded language lesson. You will need to log in in Zoom use information provided by your class teacher. If you haven't received the information yet, please don't worry, your class teacher will share with you the information sometimes this week.


[https://nsweducation.zoom.us/rec/share/liWIFP7nZKLFw8IR9fjOXGGsgrLkx5r7DUKyuTlfGKITL5dhp\\_wr3TzymE\\_TLhtT.F0hXMyx2hquuNVgP](https://nsweducation.zoom.us/rec/share/liWIFP7nZKLFw8IR9fjOXGGsgrLkx5r7DUKyuTlfGKITL5dhp_wr3TzymE_TLhtT.F0hXMyx2hquuNVgP)

1. Look at the pictures below and practice the Chinese hand gestures for numbers 1-10.



**Tasks**

yī 一 (1)      èr 二 (2)      sān 三 (3)      sì 四 (4)      wǔ 五 (5)




liù 六 (6)      qī 七 (7)      bā 八 (8)      jiǔ 九 (9)      shí 十 (10)

2. Practise writing the following Chinese numbers. You can print this out or just write on a piece of paper, take a photo and upload in Seesaw.

|   |   |   |   |   |  |  |  |  |
|---|---|---|---|---|--|--|--|--|
| 一 | 一 |   |   |   |  |  |  |  |
| 二 | 二 | 二 |   |   |  |  |  |  |
| 三 | 三 | 三 | 三 |   |  |  |  |  |
| 四 | 四 | 四 | 四 | 四 |  |  |  |  |
| 五 | 五 | 五 | 五 |   |  |  |  |  |

**Arabic Community Language**



Please access the video link below to watch recorded language lesson. You will need to log in in Zoom use information provided by your class teacher. If you haven't received the information yet, please don't worry, your class teacher will share with you the information sometimes this week.


[https://nsweducation.zoom.us/rec/share/QxQKsJMVbNtgg1t0r2hjfhPkb30jGigZxB9J3whJ5sgfv\\_IOzIXkn\\_FD\\_XW86lvRh.d\\_SNQIarwnDD0305](https://nsweducation.zoom.us/rec/share/QxQKsJMVbNtgg1t0r2hjfhPkb30jGigZxB9J3whJ5sgfv_IOzIXkn_FD_XW86lvRh.d_SNQIarwnDD0305)

## Tasks

### 1. Worksheets

You need to copy each word and colour in the images.

Sisters Arabic




**دجاجة**  
**Chicken**

Copy the Arabic word here: .....

www.sisters-arabic.com

Sisters Arabic




**خروف**  
**Sheep**

Copy the Arabic word here: .....

www.sisters-arabic.com

Sisters Arabic

**\*Lets learn and color :**



**بقرة**  
**Cow**

Copy the Arabic word here: .....

www.sisters-arabic.com

### 2. Quizlet

Quizlet Interactive Learning: <https://quizlet.com/143831028/arabic-alphabet-flash-cards/>

You need to use the Quizlet to help you learn as many Arabic letters as possible. You can look at the flashcards, practice writing, listen to the sounds etc.