

Framework for Learning from Home – Year 2 T3 W3


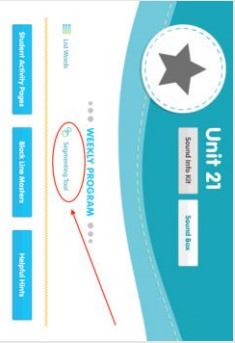

二年级在家学习大纲 – 第三学期 第三周

Education Week 26-30 July 2021 Theme: Lifelong Learners

2021年7月26-30日 教育周主题：学无止境

You will need help from a parent/carer. Show each completed activity to your parents so they can check it and/or help you post it on Seesaw. Remember to have regular breaks throughout the day for crunch and sip, recess and lunch, stretching and moving throughout the house in between activities. Please remember to take care with your work and present it neatly.

你需要父母/监护人的帮助。向父母展示每个已完成的活动，以便他们可以检查和/或帮助您将其发布到跷跷板上。记得有定期休息一整天的嘎吱声和喝，休会和午餐，伸展和移动整个房子之间的活动。请记住要注意你的工作，并整齐地呈现它。

Monday 星期一	Tuesday 星期二	Wednesday 星期三	Thursday 星期四	Friday 星期五
<p>Morning Literacy</p> <p>Spelling 拼写</p> <p>We are looking at Soundwaves- Unit 21 this week. The sounds are: ar/a</p> <p>我们将会用到 Soundwaves 第 21 单元.我们要学习的声音是:ar/1</p> <p>www.soundwaveskids.com.au</p> <p>Access code: puff231</p> <p>密码:puff231</p> <p>Brainstorm: Using the star template, write down as many words as you can think of that have the ar/a sound.</p> <p>头脑风暴: 使用星形模板, 尽可能多地写下有 ar/a 声音的单词。</p> 	<p>Spelling 拼写</p> <p>Alphabetical order: Choose 10 spelling words and write in alphabetical order. You might need your parents to help you.</p> <p>字母顺序: 选择 10 个拼写单词并按字母顺序书写。你可能需要你的父母来帮助你。</p> <p>Reading & Writing 阅读和写作</p> <p>Watch "The Day the Crayons Quit" on Seesaw.</p> <p>Look at the template and see if you can work out which crayon said each of the sentences. Write the name of the crayon in the crayon on the template.</p> <p>观看 Seesaw 上的 "The Day the Crayons Quit"。</p> <p>看看模板, 看看你能否算出哪个蜡笔说了每个句子。在模板上写出蜡笔的名称。</p>	<p>Spelling 拼写</p> <p>Log into www.soundwaveskids.com.au.</p> <p>Access code: puff231</p> <p>密码: puff231</p> <p>Find the segmenting tool and work out how many sounds each word has and which letters match.</p> <p>查找分段工具, 并计算出每个单词的声音和匹配的字母数。</p>  <p>Writing 写作</p> <p>Alliteration is when words start with the same letter or sound e.g. the big bouncy blue ball, the angry annoying ant.</p> <p>Look at all the crayons in</p>	<p>Spelling 拼写</p> <p>We have uploaded the first page of Unit 21 in the Soundwaves textbook. Complete the activities. Do the first page ONLY.</p>  <p>Writing 写作</p> <p>我们已经把第 soundwaves 课本的第 21 单元中的第一页上传了. 请完成活动. 只做第一页.</p> <p>Writing 写作</p> <p>Have a look at the following text. There are at least 10 mistakes. Rewrite this in your workbook and fix the mistakes</p> <p>请阅读以下文章, 其中至少有 10 处错误. 请在你的作业本里重新写并且更正原文里的错误.</p>	<p>Spelling 拼写</p> <p>We have uploaded the second page of Unit 21 in the Soundwaves textbook. Complete the activities. Do the second page ONLY.</p> <p>我们已经把第 soundwaves 课本的第 21 单元中的第二页上传了. 请完成活动. 只做第二页.</p>  <p>Explore some sounds and play the games for this unit on www.soundwaves.kids.com.au</p> <p>Access code: puff231</p> <p>在这一个单元探索更多的声音并且玩相关的游戏</p> <p>www.soundwaves.kids.com.au</p>

Monday 星期一

Tuesday 星期二

Wednesday 星期三

Thursday 星期四

Friday 星期五

Reading & Writing

阅读和写作

Watch "The Day the Crayons Quit" on Seesaw or Youtube. You will be using this book for the week.

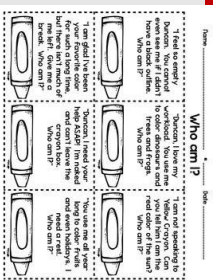
通过 Seesaw 或者是 You Tube 观看视频"The Day the Crayons Quit". 这周你会用到这本书。

Activity: Pretend you are one of the crayons from the book. What colour are you? Write to Duncan and tell him why you are unhappy and want to quit.

Make sure your writing has capital letters, commas and full stops, and it makes sense and is really convincing!

活动: 假装你是书中讲到的蜡笔之一。你是什么颜色的? 写信给邓肯, 告诉他你为什么不开心, 想退出。

确保在写作的时候有大写字母, 逗号和句号, 内容是有道理的, 是真正另人信服的!



the book. What word groups can you think of using alliteration? Write the names of the crayons with adjectives of the same letter e.g.

Yelling Yellow Crayon
Pretty Purple Crayon



暗示是指单词以相同的字母或声音开始, 例如一个有弹性的蓝色的大球, 愤怒的令人讨厌的蚂蚁。

看看书中所有的蜡笔。你能想到使用暗示的单词组吗? 用同一个首字母的形容词来写出蜡笔的名字。

比如:

Yelling(大叫的) Yellow (黄色的) 蜡笔

Pretty (美丽的) Purple (紫色的) Crayon

dear duncan

It have been great been your favourite colour this past year. and the year before. And the year before that?

I has really enjoy all those oceans, lakes, rivers, raindrops, rainclouds and clear skies.

But the bad news is that i am soo short and stubby, I cant even sea over the railing in the crayon box anymore! I knead a brake!

You're very stubby friend,
Blue crayon

com.au

密码: puff231

Speaking

口语

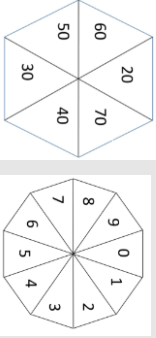
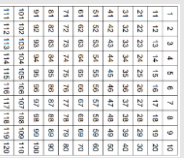
Which is your favourite colour and why?
Record yourself saying your speech to someone in your family convincing them to like your colour. Can you think of at least 3 reasons why?


Make sure you have eye contact, expression and a loud and clear voice.

你最喜欢的颜色是什么? 为什么?

记录自己对家庭成员做的演讲, 说服他们喜欢你的颜色。你能想出至少 3 个原因吗?

确保你在演讲的时候跟他们有眼神交流以及表情而且发出响亮而清晰的声音。

Monday 星期一	Tuesday 星期二	Wednesday 星期三	Thursday 星期四	Friday 星期五
<p>Break</p> <p>Break 休息</p>	<p>Break</p> <p>Break 休息</p>	<p>Break</p> <p>Break 休息</p>	<p>Break</p> <p>Break 休息</p>	<p>Break</p> <p>Break 休息</p>
<p>Middle 中间时段 Maths 数学</p> <p>Addition <u>加法</u></p> <p>Flip two playing cards to make a two-digit number (if you don't have cards, write numbers 1-10 on pieces of paper). Flip another two cards to make another two-digit number. This will create a number sentence. E.g., $27 + 13 = 40$</p> <p>翻转两张扑克牌，制作一个两位数的数字（如果你没有牌，也可以在纸上写上1-10号码）。下一步翻转两张</p>	<p>Subtraction <u>减法</u></p> <p>Use the two spinners provided to create a number sentence. E.g., $20 - 5 = 20$</p> <p>使用以下的两个例子创建数字句子。例如，$20 - 5 = 20$</p>  <p>Create <u>three</u> different number sentences using</p>	<p>Addition & Subtraction <u>加法和减法</u></p> <p>Addition and subtraction are related. For example: if $15 + 3 = 18$, then $18 - 3 = 15$ and $18 - 15 = 3$</p> <p>We have uploaded a task onto Seesaw for you to complete.</p> <p>加法和减法是有关联的。例如：如果 $15 + 3 = 18$，则 $18 - 3 = 15$ 和 $18 - 15 = 3$</p>	<p>Addition & Subtraction <u>加法和减法</u></p> <p>Addition and subtraction are related. For example: if $20 + 10 = 30$, then $30 - 10 = 20$ or $30 - 20 = 10$</p> <p>Can you show us <u>three</u> of your own examples? You can also use pictures or objects to represent your number sentences.</p> <p>加法和减法是有关联的，比如：如果 $20 + 10 = 30$，那么 $30 - 10 = 20$ or $30 - 20 = 10$</p> <p>你可以再给我们 3 个例子吗？你</p>	<p>Whole Number <u>整数</u></p> <p>Use a hundred chart and practise skip counting by 2s, 5s and 10s.</p> <p>使用一百图表，练习以 2s、5s 和 10s 进行跳级计数。</p> <p>iMaths- Go to the games section and</p> 

Monday 星期一	Tuesday 星期二	Wednesday 星期三	Thursday 星期四	Friday 星期五
<p>牌，再打两位数。用这样的方法创建一个数字句子。例如，$27 + 13 = 40$</p>  <p>Show the strategy you used to solve your answer.</p> <p>展示你用来解答答案的策略。</p> <p>Meditation</p> <p><u>冥想</u></p> <p>Finding your Happy Place Cosmic Kids: Zen Den</p> <p>观看“找到你快乐的地方</p> <p>Cosmic Kids: Zen Den</p> <p>Follow the video to help you relax.</p> <p>跟随视频里的讲解来帮助你放松</p> <p>https://www.youtube.com/watch?v=S05Tiqkugsq&list=PL8snGkhBF7nqDp1oJtx5VciwatxZn8xLK&index=2</p>	<p>subtraction and show the strategy you used to find the answer.</p> <p>使用减法创建三个不同的数字句子，并显示你创建的方法。</p> <p>Indoor Workout- 15 minutes</p> <p><u>室内锻炼- 15 分钟</u></p> <p>Dinosaur Exercise for Kids Indoor workout for Children</p> <p>Follow the video:</p> <p>https://www.youtube.com/watch?v=dg84wx6PPPI</p> <p>点击视频跟着视频进行锻炼.</p>	<p>我们已经把你需要完成的任务上传到 Seesaw.</p> <p>iMaths- Go to the games section and choose a game to play.</p> <p>点击游戏并且选择任意一个游戏玩.</p> <p>www.imaths.com.au</p> <p>Access code: tent495</p> <p>密码: tent495</p> <p>Wellbeing</p> <p><u>健康</u></p> <p>Make your own bubble mix! Follow the instructions to make your own bubbles. Go outside with a family member and enjoy the bubbles you've made.</p> <p>制作属于你自己的混合泡泡. 根据说明制作你自己的泡泡. 和你的家人一起去室外并且享受你自己制作的泡泡.</p> <p>Instructions can be found here:</p> <p>你可以从以下网站找到你需要的说明</p> <p>https://www.5minutefun.com/easy-bubble-mix-recipe-and-more-ideas/</p>	<p>也可以使用图片或者物体来表达你的算数过程.</p> <p>iMaths- Go to the games section and choose a game to play.</p> <p>iMaths- 进入游戏界面并且选择一个游戏玩.</p> <p>www.imaths.com.au</p> <p>Access code: tent495</p> <p>密码: tent495</p> <p>Indoor Workout- 7 minutes</p> <p><u>室内运动- 7 分钟</u></p> <p>This or That: Pokémon Battle Indoor workout for Children</p> <p>Follow the video choosing your Pokémon along the way to do that exercise:</p> <p>“这个或者那个皮卡丘 对决 儿童室内运动”</p> <p>跟着视频中你选择的皮卡丘去做运动:</p> <p>https://www.youtube.com/watch?v=VCuOPBtYBIY</p>	<p>choose a game to play.</p> <p>www.imaths.com.au</p> <p>Access code: tent495</p> <p>iMaths- 点击游戏界面并且选择一个游戏玩.</p> <p>www.imaths.com.au</p> <p>密码: tent495</p> <p>Drawing</p> <p><u>绘画</u></p> <p>Go to:</p> <p>点击以下网址:</p> <p>https://www.youtube.com/watch?v=CGXCyzcXsYk</p> <p>Learn how to create a folding surprise artwork that you can give to a family member. Make sure to take a video of your artwork at the end to show your teacher!</p> <p>了解学习如何做一個可折叠具有惊喜的艺术品，你可以给家庭成员。请确保在结尾拍摄你的作品视频展示给你的老师看！</p>
Break	Break	Break	Break	Break

Monday 星期一		Tuesday 星期二		Wednesday 星期三		Thursday 星期四		Friday 星期五	
	休息		休息		休息		休息		休息
After-noon 下午	Community Language 社会语言 Please complete today's activity from your community language teacher. 请完成你的社会语言老师布置的活动作业。	Geography- Important People: 地理--重要人物: 1. Which people are important to you in your life? Write people's names inside the body outline and include a brief reason why. 2. What types of people that you listed as important might be shared by your peers? Draw a ☺ next to them on your worksheet. 3. Record on the outside of your body outline 8 people (roles) who are important to a community. 4. Discuss your answers with a family member and identify why those people (roles) are important.	Creative Arts 创意艺术 Collect some natural things from the environment, e.g. leaves, sticks, twigs, rocks, flowers. Using the items you collected, create a collage or use the items as part of a picture. Be as creative as you can. Take a photo and upload it to Seesaw. 从你身边的环境中收集一些天然的东西, 如树叶、木棍、树枝、岩石、花卉。 使用你收集的物品, 创建拼贴画或将项目用作图片的一部分。尽可能用你的创造力。 拍一张照片, 并上传到 Seesaw.	Science: Earth and Space 科学: 地球和空间 Watch https://www.youtube.com/watch?v=164YwNl1wF0 In your books write 5 facts that you learnt from the video. 在你的书本上写出你从视频中学到的 5 个事实 。 You might like to use a ball and a torch (or a lamp) to demonstrate how the Earth rotates around the sun. The part of the Earth (ball) that is directly facing the Sun (torch) has day, while the part of the Earth which is not lit, has night. Draw a picture. 你可能想用 一个球和 一把手电筒 (或 一盏灯) 来演示地球是如何围绕太阳旋转的。 直接面向太阳 (火炬) 的地球 (球) 有白天, 而地球没有点燃的部分有夜晚。请画一幅画。	PDHPE 体育健康 Balance Bingo and Recap 平衡 Bingo 以及回顾 Click on the link and follow along with Emily from Got Game for some fitness fun! This is a different video to last week. 点击以下链接并且跟随 Got Game 里的 Emily 一起享受健康运动的乐趣!这和上周的视频不一样。 https://www.loorn.com/share/6f70dddc0f5234587b39aa04c59dcac87e				
		1. 哪些人对你的生活很重要? 在身体轮廓内写上人们名字, 并写出一个简短的原因。 2. 在你列出的重要人物中哪些可以和你的同龄人共享? 在作业纸上画一个☺。 3. 在你画的身体外部列出对社区很重要的 8 人 (角色)							

Monday 星期一

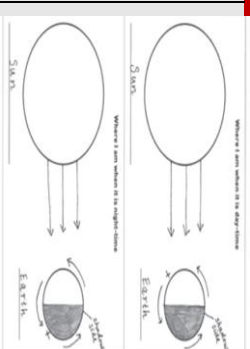
Tuesday 星期二

Wednesday 星期三

Thursday 星期四

Friday 星期五

4. 和你的一个家庭成员讨论你的答案并且辨识为什么他们(角色)是重要的。




Answer these questions in your book:

1. The Earth rotates on its _____.
 2. The Earth revolves around the _____.
 3. It takes the Earth _____ days to revolve around the sun. This is called one _____.
- 在你的书中回答以下问题:
1. 地球在其_____上旋转。
 2. 地球围绕着_____旋转。
 3. 地球绕太阳转需要_____天时间。这叫做_____。

Week 3 Unit 21 Spelling Words

are	fast	Sight Words story time want year ten
ask	last	
far	pass	
farm	class	
part	glass	
hard	father	
mark	party	
start	aren't	
smart	after	
large	asked	



Name Date

Who am I?

"I feel so empty
Duncan. You cannot
even see me if I didn't
have a black outline.
Who am I?"



"Duncan, I love my
workload. You use me
to color dinosaurs and
trees and frogs.
Who am I?"



"I am not speaking to
Yellow Crayon. Can
you tell him I am the
real color of the sun?
Who am I?"



"I am glad I've been
your favorite color
for such a long time,
but there isn't much of
me left. Give me a
break. Who am I?"

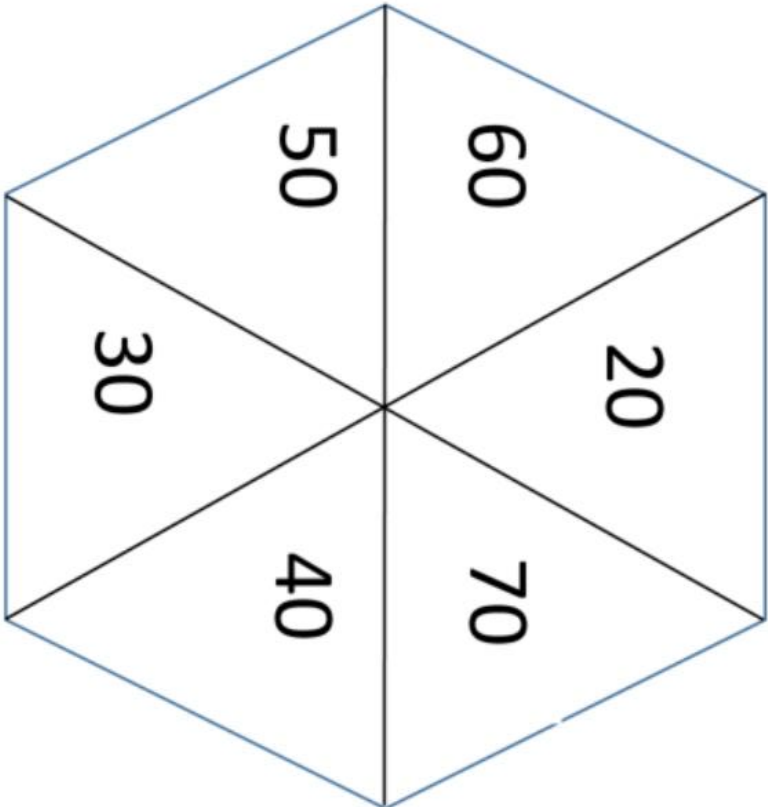
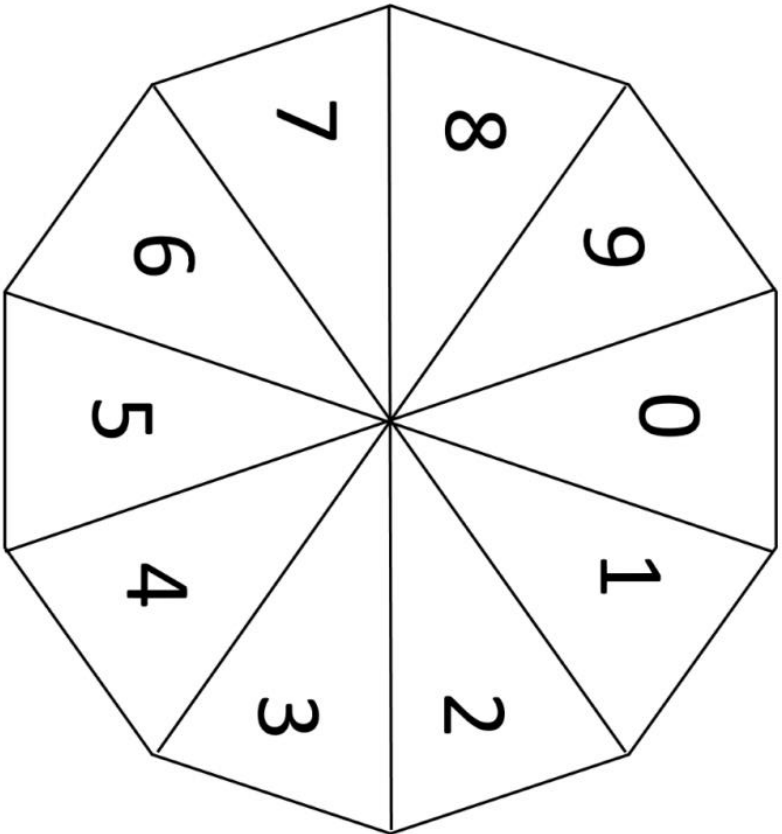


"Duncan, I need your
help ASAP! I'm naked
and can't leave the
crayon box.
Who am I?"



"You use me all year
long to color fruits
and even holidays. I
need a rest.
Who am I?"





People Who are Important to Me!

Name: _____

The graphic organizer is shaped like a hand with five fingers. Each finger contains a 'Name:' label followed by a 'Why?' label and several horizontal lines for writing. The thumb is a circle, the index and middle fingers are rectangles, and the ring and pinky fingers are trapezoids. The text 'Name:' and 'Why?' is printed on each finger, and the lines are oriented horizontally relative to the finger's shape.

Wednesday Task Uploaded to Seesaw

$4 + 5 = 9$	$6 - 3 = 3$	$12 + 4 = 16$
$9 - 5 = 4$	$3 + 3 = 6$	
$9 - 2 = 7$	$2 + 10 = 12$	$15 - 7 = 8$
$5 + 5 = 10$	$20 - 14 = 6$	$3 + 1 = 4$
$8 - 7 = 1$	$11 + 3 = 14$	$17 - 12 = 5$

Move these boxes to their related number sentences. The first two questions have been completed for you.

$7 + 8 = 15$

$5 + 12 = 17$

$6 + 14 = 20$

$7 + 1 = 8$

$2 + 7 = 9$

$12 - 2 = 10$

$4 - 3 = 1$

$14 - 3 = 11$

$10 - 5 = 5$

$16 - 4 = 12$

