

# Framework for Learning from Home – Year 1: Week 3

## 一年级在家学习大纲 – 第三学期 第三周

### Education Week 26-30 July 2021 Theme: Lifelong Learners

### 2021年7月26-30日 教育周主题：学无止境

You will need help from a parent/carer. Show each completed activity to your parents so they can check it and/or help you post it on Seesaw.  
对于以下的一些作业，您可能需要父母的帮助。如果需要，请向父母展示每个已完成的作业，以检查并上传到 Seesaw。

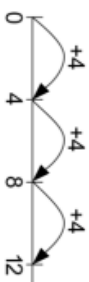
Monday 26 <sup>th</sup> July 2021 星期一					Tuesday 27 <sup>th</sup> July 2021 星期二					Wednesday 28 <sup>th</sup> July 2021 星期三					Thursday 29 <sup>th</sup> July 2021 星期四					Friday 30 <sup>th</sup> July 2021 星期五				
Task					Are you ready to learn today? 你准备好学习了吗?					Give your family a big cuddle today. 给家人一个大大的拥抱。					Can you help make your bed today? 把自己的床铺好。					Can you help set the dinner table tonight? 帮助摆放晚餐餐桌。				
Session 1					English 英语 <u>Sound Waves</u> Go to <a href="http://Unit 21 on www.soundwaveskids.co.m.au">Unit 21 on www.soundwaveskids.co.m.au</a> This week's sound is "ar, a". Click on the <i>Sound Info Kit</i> . Listen to the chant and do the actions. Click on <i>List Words</i> , read your "ar, a" words and write them on a piece of paper. Explore the sound further					English 英语 <u>Sound Waves</u> Practise your "ar, a" List Words by writing a sentence for 8 of your words using adjectives, verbs and adverbs. 练习"ar, a"音节。使用形容词、动词和副词为8个单词各写一个句子，Explore the sound and play					English 英语 <u>Sound Waves</u> Practise writing your "ar, a" List Words in alphabetical order. 练习"ar, a"音节。按字母顺序列出单词。Explore the sound and play the <i>List Words Beginnings and Endings</i> game on 探索音节并用一下网站玩游戏 <a href="http://www.soundwaveskids.com">www.soundwaveskids.com</a> .					English 英语 <u>Sound Waves</u> Complete the "ar, a" Student Activity page (page 47) by going to the Sound Waves website and clicking 'Student Activity Pages' or using the tools on Seesaw. 通过点击 Sound Waves 网站里的 Student Activity Pages' 完成 "ar, a" 学生活动练习册 (46 页)。或				

Monday 26 <sup>th</sup> July 2021 星期一	Tuesday 27 <sup>th</sup> July 2021 星期二	Wednesday 28 <sup>th</sup> July 2021 星期三	Thursday 29 <sup>th</sup> July 2021 星期四	Friday 30 <sup>th</sup> July 2021 星期五
<p>by clicking on the <b>Segmenting Tool</b>. Use this tool to work out how many sounds there are in each word.</p> <p>去以下网站的 21 单元 <a href="http://www.soundwaveskids.com.au">www.soundwaveskids.com.au</a>。本周学习的音节是 "ar, a"。单击 <b>Sound Info Kit</b>。边听边做动作，并跟着一起唱。</p> <p>点击 <b>List Words</b>，读一读 "ar, a" 音节，并把它们写在一张纸上。</p> <p>点击 <b>Segmenting Tool</b> 进一步探索音节。使用此工具计算出每个单词中有多少音节。</p> <p><b>Reading 阅读</b></p> <p>Listen to the story <i>Dear Zoo</i> by Rod Campbell <a href="https://www.youtube.com/watch?v=ZqGYWRHOV6E">https://www.youtube.com/watch?v=ZqGYWRHOV6E</a></p> <p>Before reading, what do you already know about</p>	<p>the <b>Grapheme Sort</b> game on 去以下网站玩音节游戏 <a href="http://www.soundwaveskids.com.au">www.soundwaveskids.com.au</a></p> <p><b>Reading 阅读</b></p> <p>Listen to Mr Philpott read <i>The Pigeon Wants a Puppy</i> by Mo Willems on Seesaw.</p> <p>After reading the story, think of words to describe the pigeon.</p> <p>or</p> <p>choose a <i>fictional</i> book to read aloud with a parent/carer. Before reading the book, talk about what you think is going to happen by looking at the pictures.</p> <p>听 Mr Philpott 老师在 Seesaw 上读到 Mo Willems 的《<i>The Pigeon Wants a Puppy</i>》。</p> <p>听完故事，想想用什么词汇来形容鸽子。</p> <p>或</p> <p>选择一本故事书与父母/照顾</p>	<p><a href="http://www.soundwaveskids.com.au">au</a></p> <p><b>Reading 阅读</b></p> <p>Listen to Mr Philpott read <i>The Pigeon Wants a Puppy</i> by Mo Willems on Seesaw.</p> <p>or</p> <p>choose a <i>fictional</i> book to read aloud with a parent/carer.</p> <p>Before reading, what do you already know about the story?</p> <p>听 Mr Philpott 老师在 Seesaw 上读到 Mo Willems 的《<i>The Pigeon Wants a Puppy</i>》。</p> <p>或</p> <p>选择一本故事书和你的家长/照顾你的人一起大声朗读。在读之前你已经知道了那些关于这个故事的事情？</p> <p><b>Writing 写作</b></p> <p>Now that you have read <i>The Pigeon Wants a Puppy</i>, think of four reasons why</p>	<p>Complete the "ar, a" Student Activity page (page 46) by going to the Sound Waves website and clicking 'Student Activity Pages' or using the tools on Seesaw.</p>  <p>通过点击 Sound Waves 网站里的 'Student Activity Pages' 完成 "ar, a" 学生活动练习册 (46 页)。或者使用 Seesaw 中的工具。</p> <p>Explore the sound and play the <i>Unjumbler</i> game on 探索音节并玩以下游戏 <a href="http://www.soundwaveskids.com.au">www.soundwaveskids.com.au</a></p> <p><b>Reading 阅读</b></p> <p>Listen to the story <i>Giraffes Can't Dance</i> by Giles Andreae 听 Giles Andreae</p>	<p>者使用 Seesaw 中的工具。</p>  <p>Explore the sound and play the <b>Grapheme Trek</b> game on 探索音节并玩以下游戏 <a href="http://www.soundwaveskids.com.au">www.soundwaveskids.com.au</a></p> <p><b>Reading 阅读</b></p> <p>Choose a <i>non-fictional</i> book to read aloud with a parent/carer. Read it aloud together.</p> <ul style="list-style-type: none"> <li>How does the title describe the content of the book?</li> <li>Was the title a good one for this book? Why or why not?</li> </ul>

Monday 26 <sup>th</sup> July 2021 星期一	Tuesday 27 <sup>th</sup> July 2021 星期二	Wednesday 28 <sup>th</sup> July 2021 星期三	Thursday 29 <sup>th</sup> July 2021 星期四	Friday 30 <sup>th</sup> July 2021 星期五
<p>zoo animals?</p> <p>or</p> <p>Choose a <i>fictional</i> book to read aloud with a parent/carer and answer these questions.</p> <ul style="list-style-type: none"> <li>What was this book about? Who was your favourite character and why?</li> </ul> <p>上网听 Rod Campbell 的 Dear Zoo 故事  <a href="https://www.youtube.com/watch?v=ZqGYWRH0V6E">https://www.youtube.com/watch?v=ZqGYWRH0V6E</a></p> <p>在阅读之前，你知道动物园会有些什么动物？</p> <p>或</p> <p>选择一本故事书与家长/照顾者一起大声朗读并回答以下问题。</p> <ul style="list-style-type: none"> <li>这本书是关于什么的？</li> <li>你最喜欢的角色是谁，为什么？</li> </ul> <p><b>Writing 写作</b></p>	<p>者一起大声朗读。在看这本书之前，通过看图片来谈谈你认为会发生什么。</p> <p><b>Writing 写作</b></p> <p>Now that you have read The Pigeon Wants a Puppy, think of four reasons why the pigeon SHOULD have a puppy. Today you will be writing a sentence to persuade your teacher about why the pigeon SHOULD have a puppy. Choose two of the reasons that you thought of and put them in a sentence by using "and" as your joining word.</p> <p>Use this sentence starter: The pigeon <b>should</b> have a puppy because</p> <hr/> <p>(If you read another book, think of reasons why YOU should have a puppy and write it in a sentence)</p> <p>现在你已经读过《The</p>	<p>the pigeon SHOULD NOT have a puppy. Today you will be writing a sentence to persuade your teacher about why the pigeon SHOULD NOT have a puppy. Choose two of the reasons that you thought of and put them in a sentence by using "and" as your joining word.</p> <p>Use this sentence starter: The pigeon <b>should not</b> have a puppy because</p> <hr/> <p>(If you read another book, think of reasons why YOU should not have a puppy and write it in a sentence)</p> <hr/> <p>现在你已经读过《The Pigeon Wants a Puppy》，想想鸽子希望养小狗的四个原因。今天，你会写一个句子来说服你的老师为什么鸽子不应该有一只小狗。选择两个原因，并把它们放在一个句子中，使用"和"作为你的连词。</p>	<p>的故事 <i>Giraffes Can't Dance</i>  <a href="https://www.youtube.com/watch?v=aQMDaPRhA0I">https://www.youtube.com/watch?v=aQMDaPRhA0I</a></p> <p>or 或</p> <p>Choose a <i>fictional</i> book to read aloud with a parent/carer. Before reading the book, talk about what you think is going to happen by looking at the pictures.</p> <p>选择一本故事书与父母/照顾者一起大声朗读。在看这本书之前，通过看图片来谈谈你认为会发生什么。</p> <p>After reading the story, retell what happened at the beginning, middle and end. Did you guess the story correctly?</p> <p>读完故事后复述故事的开头中间和结尾。你之前猜对了吗？</p> <p><b>Writing</b></p> <p>Write your own Sizzling sentence about a giraffe.</p>	<p>选择一本非虚构书籍与父母/看护人一起大声朗读。一起大声朗读。</p> <ul style="list-style-type: none"> <li>书名如何描述书的内容？</li> <li>书名适合这本书吗？为什么或者为什么不？</li> </ul> <p><b>Writing 写作</b></p> <p>Is jumping or hopping more fun? If you think jumping is more fun, explain why in a sentence. If you think hopping is more fun, explain why in a sentence. You need to persuade me with reasons as to why you have chosen jumping or hopping.</p> <p>jumping 还是 hopping 更有趣？如果您认为 jumping 更有趣，请用一句话解释原因。如果您认为 hopping 更有趣，请用一句话解释原因。你需要用理</p>

Monday 26 <sup>th</sup> July 2021 星期一	Tuesday 27 <sup>th</sup> July 2021 星期二	Wednesday 28 <sup>th</sup> July 2021 星期三	Thursday 29 <sup>th</sup> July 2021 星期四	Friday 30 <sup>th</sup> July 2021 星期五
<p>Imagine you went to the zoo with your family. In your workbook or on a piece of paper, write an imaginative recount about what you would see and what you would do there. Try and include who, when, where, why and what. For example:</p> <p>On a sunny day _____.</p> <p>First _____.</p> <p>Then _____.</p> <p>Finally _____.</p> <p>想象一下你和家人一起去动物园。在你的作业本中，写一个富有想象力的故事，你会看到什么，你会在那里做什么。请在故事中包括人物，何时，何地，发生了什么和结果。例如：</p> <p>在阳光明媚的日子里 _____.</p> <p>第一_____.</p> <p>然后_____.</p> <p>最后_____.</p>	<p><i>Pigeon Wants a Puppy</i>》，想想鸽子希望养小狗的四个原因。今天，你会写一个句子来说服你的老师为什么鸽子应该有一只小狗。选择两个原因，并把它们放在一个句子中，使用“和”作为你的连词。</p> <p>用以下的句子作为开头：</p> <p><b>The pigeon should have a puppy because</b> _____</p> <p>_____</p> <p>（如果你读了另一本书，想想为什么你<b>应该</b>有一只小狗，并把原因写在一个句子中）。</p>	<p>用以下的句子作为开头：</p> <p><b>The pigeon should not have a puppy because</b> _____</p> <p>_____</p> <p>（如果你读了另一本书，想想为什么你<b>不应该</b>有一只小狗，并把原因写在一个句子中）。</p>	<p>Try to be mysterious by making your sentence exciting. For example: Thump went the silly giraffe as it jumped out from behind the tall tree. Try and include adjectives, verbs and onomatopoeia.</p> <p>写下你自己关于长颈鹿的 <b>Sizzling</b> 句子。通过让你的句子令人兴奋来尝试变得神秘。例如：笨笨的长颈鹿从高大的树后面跳出来，扑通一声扑向了它。尝试包括形容词、动词和拟声词。</p>	<p>由说服你为什么选择 jumping 或 hopping. Use this sentence starter: I strongly believe that _____ is more fun than _____ because _____.</p> <p>用这句话来开始你的句子： I strongly believe that _____ is more fun than _____ because _____.</p>



Monday 26 <sup>th</sup> July 2021						Tuesday 27 <sup>th</sup> July 2021						Wednesday 28 <sup>th</sup> July 2021						Thursday 29 <sup>th</sup> July 2021						Friday 30 <sup>th</sup> July 2021					
星期一						星期二						星期三						星期四						星期五					
Break		Break (30mins) Eat and Play 休息半小时				Break		Break (30mins) Eat and Play 休息半小时				Break		Break (30mins) Eat and Play 休息半小时				Break		Break (30mins) Eat and Play 休息半小时				Break		Break (30mins) Eat and Play 休息半小时			
Session 2		Mathematics 数学 <u>Whole Number 整数</u> Warm up: Look at the 100's chart attached. Practise counting by 2's, 5's and 10's. 复习: 看看数字 1-100 的表格。练习数数, 以两个一数, 五个有数, 10 歌一数。				Mathematics 数学 <u>Multiplication 乘法</u> Warm up: Counting by 2's, 5's and 10's 练习数数, 以两个一数, 五个有数, 10 歌一数。 <a href="https://www.youtube.com/watch?v=q_YUC1NCFKE">https://www.youtube.com/watch?v=q_YUC1NCFKE</a>				Mathematics 数学 <u>Multiplication 乘法</u> Warm up: Counting by 2's, 5's and 10's 练习数数, 以两个一数, 五个有数, 10 歌一数。 <a href="https://www.youtube.com/watch?v=O-CARYvdtB4">https://www.youtube.com/watch?v=O-CARYvdtB4</a>				Mathematics 数学 <u>Position 方位</u> Warm Up: Join in, following the actions of the following song 热身: 加入, 跟随以下歌曲的动作 <a href="https://www.youtube.com/watch?v=Vqyer0lauyQ">https://www.youtube.com/watch?v=Vqyer0lauyQ</a>				Mathematics 数学 <u>Position 方位</u> Warm Up: Follow the directions in this video: 热身: 跟着视频中的方向 <a href="https://www.youtube.com/watch?v=gRbwFq9665k">https://www.youtube.com/watch?v=gRbwFq9665k</a>											
Put these numbers in order from smallest to greatest: 将这些数字按最小到最大顺序排列:  - 36      - 21 - 28      - 62 - 75      - 91 - 59      - 16 - 2      - 100 - 17      - 33 - 48      - 4 - 24      - 70 - 68      - 57		You will be making equal groups to show multiplication. Use different objects around your home (such as Lego pieces, cutlery, pebbles) to make: <ul style="list-style-type: none"><li>3 groups of 2</li><li>4 groups of 3</li><li>2 groups of 5</li><li>5 groups of 4</li></ul> Draw each of these as shown in this example: 你将会用组合显示乘法。使用你家里不同物品 (如乐高件、餐具、鹅卵石) 制作: 1. 三组 2 2. 四组 3				You will be representing multiplication as repeated addition. For example: 3 groups of 4 is the same as 4 + 4 + 4 你将会用重复加法的形式来呈现乘法。例如: 三组 4 与 4+4+4 是一样的。  Draw a number line for each of these and "jump" to show the repeated addition: <ul style="list-style-type: none"><li>3 groups of 2</li><li>4 groups of 3</li><li>2 groups of 5</li></ul>				Example: <ul style="list-style-type: none"><li>start at..</li><li>turn right..</li><li>walk X steps..</li><li>turn left</li><li>walk to the ...</li></ul>				Complete the left and right hand worksheet.  与家里的人面对面站立。一个人首先给出指示, 例如举起左手、摇动右臂、转向左侧。轮流做指示。你们不应该镜像站立。应															


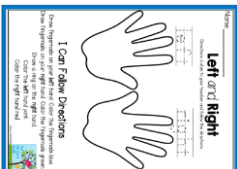
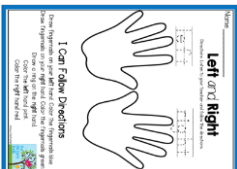
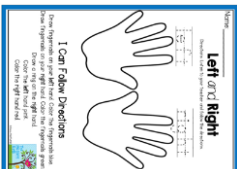

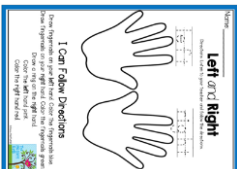
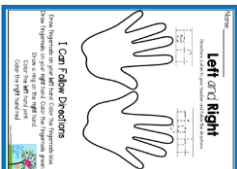
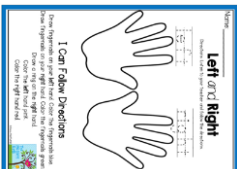

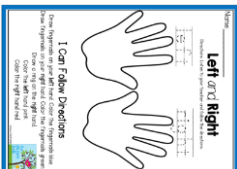
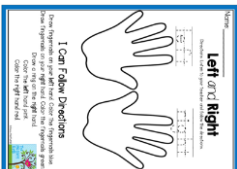
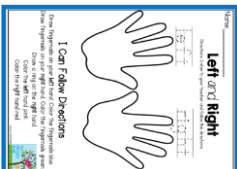

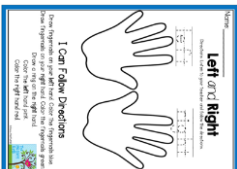
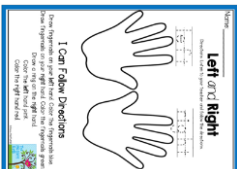
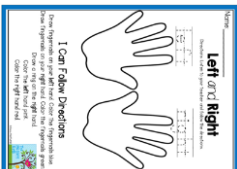

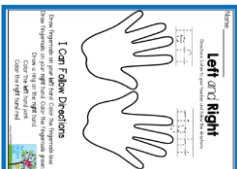
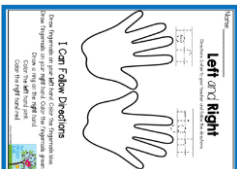
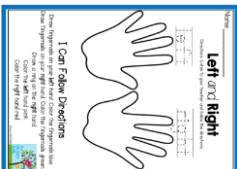

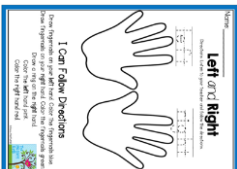
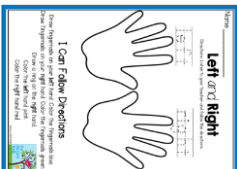
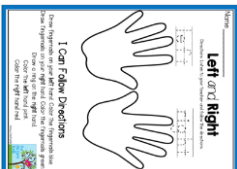

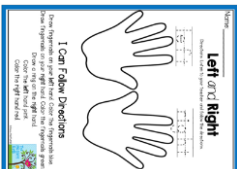
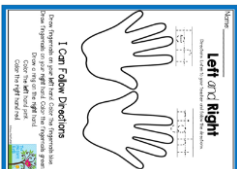
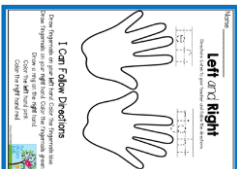

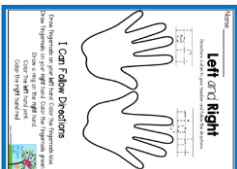
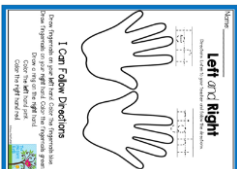
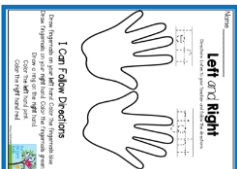

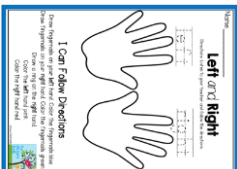
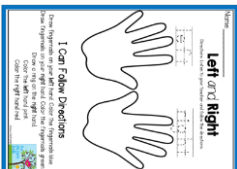
Monday 26<sup>th</sup> July 2021  
星期一

Tuesday 27<sup>th</sup> July 2021  
星期二

Wednesday 28<sup>th</sup> July 2021  
星期三

Thursday 29<sup>th</sup> July 2021  
星期四

Friday 30<sup>th</sup> July 2021  
星期五

<p>Put the numbers in order from least to greatest</p> <table><tr><td>36</td><td>28</td><td>75</td><td>59</td><td>2</td><td>17</td></tr><tr><td><input type="text"/></td><td><input type="text"/></td><td><input type="text"/></td><td><input type="text"/></td><td><input type="text"/></td><td><input type="text"/></td></tr><tr><td>48</td><td>24</td><td>68</td><td>21</td><td>62</td><td>91</td></tr><tr><td><input type="text"/></td><td><input type="text"/></td><td><input type="text"/></td><td><input type="text"/></td><td><input type="text"/></td><td><input type="text"/></td></tr><tr><td>16</td><td>100</td><td>33</td><td>4</td><td>70</td><td>57</td></tr><tr><td><input type="text"/></td><td><input type="text"/></td><td><input type="text"/></td><td><input type="text"/></td><td><input type="text"/></td><td><input type="text"/></td></tr></table>	36	28	75	59	2	17	<input type="text"/>	<input type="text"/>	<input type="text"/>	<input type="text"/>	<input type="text"/>	<input type="text"/>	48	24	68	21	62	91	<input type="text"/>	<input type="text"/>	<input type="text"/>	<input type="text"/>	<input type="text"/>	<input type="text"/>	16	100	33	4	70	57	<input type="text"/>	<input type="text"/>	<input type="text"/>	<input type="text"/>	<input type="text"/>	<input type="text"/>	<p>3. 两组 5</p> <p>4. 五组 4</p> <p>用画来显示的每一个:</p> <div></div> <p>'two groups of three'</p>	<p>• 5 groups of 4</p> <p>用数线来显示下方的数，并画出跳跃的线来显示重复加法。</p> <div><div>1. 三组 2</div><div>2. 四组 3</div><div>3. 两组 5</div><div>4. 五组 4</div></div>	<p>画一张你家房间的简单地图。写一些从一个房间移动到另一个房间的方向。例如从卧室到厨房。使用位置语言，例如左右。</p> <p>例子:</p> <ul style="list-style-type: none"><li>• 开始于..</li><li>• 右转..</li><li>• 走几步..</li><li>• 左转</li><li>• 步行到...</li></ul>	<p>该是相反的。</p> <p>完成“左右手”工作纸。</p> <div></div>
36	28	75	59	2	17																																			
<input type="text"/>	<input type="text"/>	<input type="text"/>	<input type="text"/>	<input type="text"/>	<input type="text"/>																																			
48	24	68	21	62	91																																			
<input type="text"/>	<input type="text"/>	<input type="text"/>	<input type="text"/>	<input type="text"/>	<input type="text"/>																																			
16	100	33	4	70	57																																			
<input type="text"/>	<input type="text"/>	<input type="text"/>	<input type="text"/>	<input type="text"/>	<input type="text"/>																																			
<p>Play some games on 点击以下网站玩数学游戏</p> <p><a href="http://www.imathskids.com.au">www.imathskids.com.au</a></p> <p>Password 密码: down064</p> <p><b>PDHPE</b></p>	<p>Optional: Play some games on 点击以下网站玩数学游戏</p> <p><a href="http://www.imathskids.com.au">www.imathskids.com.au</a></p> <p>Password 密码: down064</p> <p><b>PDHPE 德育</b></p>	<p>Optional: Play some games on 点击以下网站玩数学游戏</p> <p><a href="http://www.imathskids.com.au">www.imathskids.com.au</a></p> <p>Password 密码: down064</p> <p><b>PDHPE 德育</b></p>	<p>• 步行到...</p> <p>• 左转</p> <p>• 走几步..</p> <p>• 右转..</p> <p>• 开始于..</p> <p>• 步行到...</p>	<p>该是相反的。</p> <p>完成“左右手”工作纸。</p> <div></div>																																				
<p>Ask as many family members as you can to join you in a hopping race. Decide where you will start and finish. Who is the fastest person in your family?</p> <p>请家庭成员一起加入跳跃运动。看看谁跳得最远最快。</p>	<p>Watch a Cosmic Kids Yoga video and follow the fun movements on 观看 Cosmic Kids Yoga 瑜伽视频，并跟着一起做:</p> <p><a href="http://www.youtube.com/user/CosmickidsYoga">www.youtube.com/user/CosmickidsYoga</a></p> <p>or make up your own Yoga moves listening to music. 或创造你自己的瑜伽动作听着音乐做。</p>	<p>Play a ball game with someone in your family. E.g handball, throw a ball at a target, throw and catch.</p> <p>与你的家庭成员玩一个球类游戏。比如扔一个手球、朝着一个目标扔、扔和接球。</p>	<p>• 步行到...</p> <p>• 左转</p> <p>• 走几步..</p> <p>• 右转..</p> <p>• 开始于..</p> <p>• 步行到...</p>	<p>该是相反的。</p> <p>完成“左右手”工作纸。</p> <div></div>																																				
<p>Put the numbers in order from least to greatest</p> <table><tr><td>36</td><td>28</td><td>75</td><td>59</td><td>2</td><td>17</td></tr><tr><td><input type="text"/></td><td><input type="text"/></td><td><input type="text"/></td><td><input type="text"/></td><td><input type="text"/></td><td><input type="text"/></td></tr><tr><td>48</td><td>24</td><td>68</td><td>21</td><td>62</td><td>91</td></tr><tr><td><input type="text"/></td><td><input type="text"/></td><td><input type="text"/></td><td><input type="text"/></td><td><input type="text"/></td><td><input type="text"/></td></tr><tr><td>16</td><td>100</td><td>33</td><td>4</td><td>70</td><td>57</td></tr><tr><td><input type="text"/></td><td><input type="text"/></td><td><input type="text"/></td><td><input type="text"/></td><td><input type="text"/></td><td><input type="text"/></td></tr></table>	36	28	75	59	2	17	<input type="text"/>	<input type="text"/>	<input type="text"/>	<input type="text"/>	<input type="text"/>	<input type="text"/>	48	24	68	21	62	91	<input type="text"/>	<input type="text"/>	<input type="text"/>	<input type="text"/>	<input type="text"/>	<input type="text"/>	16	100	33	4	70	57	<input type="text"/>	<input type="text"/>	<input type="text"/>	<input type="text"/>	<input type="text"/>	<input type="text"/>	<p>3. 两组 5</p> <p>4. 五组 4</p> <p>用画来显示的每一个:</p> <div></div> <p>'two groups of three'</p>	<p>• 5 groups of 4</p> <p>用数线来显示下方的数，并画出跳跃的线来显示重复加法。</p> <div><div>1. 三组 2</div><div>2. 四组 3</div><div>3. 两组 5</div><div>4. 五组 4</div></div>	<p>画一张你家房间的简单地图。写一些从一个房间移动到另一个房间的方向。例如从卧室到厨房。使用位置语言，例如左右。</p> <p>例子:</p> <ul style="list-style-type: none"><li>• 开始于..</li><li>• 右转..</li><li>• 走几步..</li><li>• 左转</li><li>• 步行到...</li></ul>	<p>该是相反的。</p> <p>完成“左右手”工作纸。</p> <div></div>
36	28	75	59	2	17																																			
<input type="text"/>	<input type="text"/>	<input type="text"/>	<input type="text"/>	<input type="text"/>	<input type="text"/>																																			
48	24	68	21	62	91																																			
<input type="text"/>	<input type="text"/>	<input type="text"/>	<input type="text"/>	<input type="text"/>	<input type="text"/>																																			
16	100	33	4	70	57																																			
<input type="text"/>	<input type="text"/>	<input type="text"/>	<input type="text"/>	<input type="text"/>	<input type="text"/>																																			
<p>Play some games on 点击以下网站玩数学游戏</p> <p><a href="http://www.imathskids.com.au">www.imathskids.com.au</a></p> <p>Password 密码: down064</p> <p><b>PDHPE</b></p>	<p>Optional: Play some games on 点击以下网站玩数学游戏</p> <p><a href="http://www.imathskids.com.au">www.imathskids.com.au</a></p> <p>Password 密码: down064</p> <p><b>PDHPE 德育</b></p>	<p>Optional: Play some games on 点击以下网站玩数学游戏</p> <p><a href="http://www.imathskids.com.au">www.imathskids.com.au</a></p> <p>Password 密码: down064</p> <p><b>PDHPE 德育</b></p>	<p>• 步行到...</p> <p>• 左转</p> <p>• 走几步..</p> <p>• 右转..</p> <p>• 开始于..</p> <p>• 步行到...</p>	<p>该是相反的。</p> <p>完成“左右手”工作纸。</p> <div></div>																																				
<p>Ask as many family members as you can to join you in a hopping race. Decide where you will start and finish. Who is the fastest person in your family?</p> <p>请家庭成员一起加入跳跃运动。看看谁跳得最远最快。</p>	<p>Watch a Cosmic Kids Yoga video and follow the fun movements on 观看 Cosmic Kids Yoga 瑜伽视频，并跟着一起做:</p> <p><a href="http://www.youtube.com/user/CosmickidsYoga">www.youtube.com/user/CosmickidsYoga</a></p> <p>or make up your own Yoga moves listening to music. 或创造你自己的瑜伽动作听着音乐做。</p>	<p>Play a ball game with someone in your family. E.g handball, throw a ball at a target, throw and catch.</p> <p>与你的家庭成员玩一个球类游戏。比如扔一个手球、朝着一个目标扔、扔和接球。</p>	<p>• 步行到...</p> <p>• 左转</p> <p>• 走几步..</p> <p>• 右转..</p> <p>• 开始于..</p> <p>• 步行到...</p>	<p>该是相反的。</p> <p>完成“左右手”工作纸。</p> <div></div>																																				
<p>Put the numbers in order from least to greatest</p> <table><tr><td>36</td><td>28</td><td>75</td><td>59</td><td>2</td><td>17</td></tr><tr><td><input type="text"/></td><td><input type="text"/></td><td><input type="text"/></td><td><input type="text"/></td><td><input type="text"/></td><td><input type="text"/></td></tr><tr><td>48</td><td>24</td><td>68</td><td>21</td><td>62</td><td>91</td></tr><tr><td><input type="text"/></td><td><input type="text"/></td><td><input type="text"/></td><td><input type="text"/></td><td><input type="text"/></td><td><input type="text"/></td></tr><tr><td>16</td><td>100</td><td>33</td><td>4</td><td>70</td><td>57</td></tr><tr><td><input type="text"/></td><td><input type="text"/></td><td><input type="text"/></td><td><input type="text"/></td><td><input type="text"/></td><td><input type="text"/></td></tr></table>	36	28	75	59	2	17	<input type="text"/>	<input type="text"/>	<input type="text"/>	<input type="text"/>	<input type="text"/>	<input type="text"/>	48	24	68	21	62	91	<input type="text"/>	<input type="text"/>	<input type="text"/>	<input type="text"/>	<input type="text"/>	<input type="text"/>	16	100	33	4	70	57	<input type="text"/>	<input type="text"/>	<input type="text"/>	<input type="text"/>	<input type="text"/>	<input type="text"/>	<p>3. 两组 5</p> <p>4. 五组 4</p> <p>用画来显示的每一个:</p> <div></div> <p>'two groups of three'</p>	<p>• 5 groups of 4</p> <p>用数线来显示下方的数，并画出跳跃的线来显示重复加法。</p> <div><div>1. 三组 2</div><div>2. 四组 3</div><div>3. 两组 5</div><div>4. 五组 4</div></div>	<p>画一张你家房间的简单地图。写一些从一个房间移动到另一个房间的方向。例如从卧室到厨房。使用位置语言，例如左右。</p> <p>例子:</p> <ul style="list-style-type: none"><li>• 开始于..</li><li>• 右转..</li><li>• 走几步..</li><li>• 左转</li><li>• 步行到...</li></ul>	<p>该是相反的。</p> <p>完成“左右手”工作纸。</p> <div></div>
36	28	75	59	2	17																																			
<input type="text"/>	<input type="text"/>	<input type="text"/>	<input type="text"/>	<input type="text"/>	<input type="text"/>																																			
48	24	68	21	62	91																																			
<input type="text"/>	<input type="text"/>	<input type="text"/>	<input type="text"/>	<input type="text"/>	<input type="text"/>																																			
16	100	33	4	70	57																																			
<input type="text"/>	<input type="text"/>	<input type="text"/>	<input type="text"/>	<input type="text"/>	<input type="text"/>																																			
<p>Play some games on 点击以下网站玩数学游戏</p> <p><a href="http://www.imathskids.com.au">www.imathskids.com.au</a></p> <p>Password 密码: down064</p> <p><b>PDHPE</b></p>	<p>Optional: Play some games on 点击以下网站玩数学游戏</p> <p><a href="http://www.imathskids.com.au">www.imathskids.com.au</a></p> <p>Password 密码: down064</p> <p><b>PDHPE 德育</b></p>	<p>Optional: Play some games on 点击以下网站玩数学游戏</p> <p><a href="http://www.imathskids.com.au">www.imathskids.com.au</a></p> <p>Password 密码: down064</p> <p><b>PDHPE 德育</b></p>	<p>• 步行到...</p> <p>• 左转</p> <p>• 走几步..</p> <p>• 右转..</p> <p>• 开始于..</p> <p>• 步行到...</p>	<p>该是相反的。</p> <p>完成“左右手”工作纸。</p> <div></div>																																				
<p>Ask as many family members as you can to join you in a hopping race. Decide where you will start and finish. Who is the fastest person in your family?</p> <p>请家庭成员一起加入跳跃运动。看看谁跳得最远最快。</p>	<p>Watch a Cosmic Kids Yoga video and follow the fun movements on 观看 Cosmic Kids Yoga 瑜伽视频，并跟着一起做:</p> <p><a href="http://www.youtube.com/user/CosmickidsYoga">www.youtube.com/user/CosmickidsYoga</a></p> <p>or make up your own Yoga moves listening to music. 或创造你自己的瑜伽动作听着音乐做。</p>	<p>Play a ball game with someone in your family. E.g handball, throw a ball at a target, throw and catch.</p> <p>与你的家庭成员玩一个球类游戏。比如扔一个手球、朝着一个目标扔、扔和接球。</p>	<p>• 步行到...</p> <p>• 左转</p> <p>• 走几步..</p> <p>• 右转..</p> <p>• 开始于..</p> <p>• 步行到...</p>	<p>该是相反的。</p> <p>完成“左右手”工作纸。</p> <div></div>																																				
<p>Put the numbers in order from least to greatest</p> <table><tr><td>36</td><td>28</td><td>75</td><td>59</td><td>2</td><td>17</td></tr><tr><td><input type="text"/></td><td><input type="text"/></td><td><input type="text"/></td><td><input type="text"/></td><td><input type="text"/></td><td><input type="text"/></td></tr><tr><td>48</td><td>24</td><td>68</td><td>21</td><td>62</td><td>91</td></tr><tr><td><input type="text"/></td><td><input type="text"/></td><td><input type="text"/></td><td><input type="text"/></td><td><input type="text"/></td><td><input type="text"/></td></tr><tr><td>16</td><td>100</td><td>33</td><td>4</td><td>70</td><td>57</td></tr><tr><td><input type="text"/></td><td><input type="text"/></td><td><input type="text"/></td><td><input type="text"/></td><td><input type="text"/></td><td><input type="text"/></td></tr></table>	36	28	75	59	2	17	<input type="text"/>	<input type="text"/>	<input type="text"/>	<input type="text"/>	<input type="text"/>	<input type="text"/>	48	24	68	21	62	91	<input type="text"/>	<input type="text"/>	<input type="text"/>	<input type="text"/>	<input type="text"/>	<input type="text"/>	16	100	33	4	70	57	<input type="text"/>	<input type="text"/>	<input type="text"/>	<input type="text"/>	<input type="text"/>	<input type="text"/>	<p>3. 两组 5</p> <p>4. 五组 4</p> <p>用画来显示的每一个:</p> <div></div> <p>'two groups of three'</p>	<p>• 5 groups of 4</p> <p>用数线来显示下方的数，并画出跳跃的线来显示重复加法。</p> <div><div>1. 三组 2</div><div>2. 四组 3</div><div>3. 两组 5</div><div>4. 五组 4</div></div>	<p>画一张你家房间的简单地图。写一些从一个房间移动到另一个房间的方向。例如从卧室到厨房。使用位置语言，例如左右。</p> <p>例子:</p> <ul style="list-style-type: none"><li>• 开始于..</li><li>• 右转..</li><li>• 走几步..</li><li>• 左转</li><li>• 步行到...</li></ul>	<p>该是相反的。</p> <p>完成“左右手”工作纸。</p> <div></div>
36	28	75	59	2	17																																			
<input type="text"/>	<input type="text"/>	<input type="text"/>	<input type="text"/>	<input type="text"/>	<input type="text"/>																																			
48	24	68	21	62	91																																			
<input type="text"/>	<input type="text"/>	<input type="text"/>	<input type="text"/>	<input type="text"/>	<input type="text"/>																																			
16	100	33	4	70	57																																			
<input type="text"/>	<input type="text"/>	<input type="text"/>	<input type="text"/>	<input type="text"/>	<input type="text"/>																																			
<p>Play some games on 点击以下网站玩数学游戏</p> <p><a href="http://www.imathskids.com.au">www.imathskids.com.au</a></p> <p>Password 密码: down064</p> <p><b>PDHPE</b></p>	<p>Optional: Play some games on 点击以下网站玩数学游戏</p> <p><a href="http://www.imathskids.com.au">www.imathskids.com.au</a></p> <p>Password 密码: down064</p> <p><b>PDHPE 德育</b></p>	<p>Optional: Play some games on 点击以下网站玩数学游戏</p> <p><a href="http://www.imathskids.com.au">www.imathskids.com.au</a></p> <p>Password 密码: down064</p> <p><b>PDHPE 德育</b></p>	<p>• 步行到...</p> <p>• 左转</p> <p>• 走几步..</p> <p>• 右转..</p> <p>• 开始于..</p> <p>• 步行到...</p>	<p>该是相反的。</p> <p>完成“左右手”工作纸。</p> <div></div>																																				
<p>Ask as many family members as you can to join you in a hopping race. Decide where you will start and finish. Who is the fastest person in your family?</p> <p>请家庭成员一起加入跳跃运动。看看谁跳得最远最快。</p>	<p>Watch a Cosmic Kids Yoga video and follow the fun movements on 观看 Cosmic Kids Yoga 瑜伽视频，并跟着一起做:</p> <p><a href="http://www.youtube.com/user/CosmickidsYoga">www.youtube.com/user/CosmickidsYoga</a></p> <p>or make up your own Yoga moves listening to music. 或创造你自己的瑜伽动作听着音乐做。</p>	<p>Play a ball game with someone in your family. E.g handball, throw a ball at a target, throw and catch.</p> <p>与你的家庭成员玩一个球类游戏。比如扔一个手球、朝着一个目标扔、扔和接球。</p>	<p>• 步行到...</p> <p>• 左转</p> <p>• 走几步..</p> <p>• 右转..</p> <p>• 开始于..</p> <p>• 步行到...</p>	<p>该是相反的。</p> <p>完成“左右手”工作纸。</p> <div></div>																																				
<p>Put the numbers in order from least to greatest</p> <table><tr><td>36</td><td>28</td><td>75</td><td>59</td><td>2</td><td>17</td></tr><tr><td><input type="text"/></td><td><input type="text"/></td><td><input type="text"/></td><td><input type="text"/></td><td><input type="text"/></td><td><input type="text"/></td></tr><tr><td>48</td><td>24</td><td>68</td><td>21</td><td>62</td><td>91</td></tr><tr><td><input type="text"/></td><td><input type="text"/></td><td><input type="text"/></td><td><input type="text"/></td><td><input type="text"/></td><td><input type="text"/></td></tr><tr><td>16</td><td>100</td><td>33</td><td>4</td><td>70</td><td>57</td></tr><tr><td><input type="text"/></td><td><input type="text"/></td><td><input type="text"/></td><td><input type="text"/></td><td><input type="text"/></td><td><input type="text"/></td></tr></table>	36	28	75	59	2	17	<input type="text"/>	<input type="text"/>	<input type="text"/>	<input type="text"/>	<input type="text"/>	<input type="text"/>	48	24	68	21	62	91	<input type="text"/>	<input type="text"/>	<input type="text"/>	<input type="text"/>	<input type="text"/>	<input type="text"/>	16	100	33	4	70	57	<input type="text"/>	<input type="text"/>	<input type="text"/>	<input type="text"/>	<input type="text"/>	<input type="text"/>	<p>3. 两组 5</p> <p>4. 五组 4</p> <p>用画来显示的每一个:</p> <div></div> <p>'two groups of three'</p>	<p>• 5 groups of 4</p> <p>用数线来显示下方的数，并画出跳跃的线来显示重复加法。</p> <div><div>1. 三组 2</div><div>2. 四组 3</div><div>3. 两组 5</div><div>4. 五组 4</div></div>	<p>画一张你家房间的简单地图。写一些从一个房间移动到另一个房间的方向。例如从卧室到厨房。使用位置语言，例如左右。</p> <p>例子:</p> <ul style="list-style-type: none"><li>• 开始于..</li><li>• 右转..</li><li>• 走几步..</li><li>• 左转</li><li>• 步行到...</li></ul>	<p>该是相反的。</p> <p>完成“左右手”工作纸。</p> <div></div>
36	28	75	59	2	17																																			
<input type="text"/>	<input type="text"/>	<input type="text"/>	<input type="text"/>	<input type="text"/>	<input type="text"/>																																			
48	24	68	21	62	91																																			
<input type="text"/>	<input type="text"/>	<input type="text"/>	<input type="text"/>	<input type="text"/>	<input type="text"/>																																			
16	100	33	4	70	57																																			
<input type="text"/>	<input type="text"/>	<input type="text"/>	<input type="text"/>	<input type="text"/>	<input type="text"/>																																			
<p>Play some games on 点击以下网站玩数学游戏</p> <p><a href="http://www.imathskids.com.au">www.imathskids.com.au</a></p> <p>Password 密码: down064</p> <p><b>PDHPE</b></p>	<p>Optional: Play some games on 点击以下网站玩数学游戏</p> <p><a href="http://www.imathskids.com.au">www.imathskids.com.au</a></p> <p>Password 密码: down064</p> <p><b>PDHPE 德育</b></p>	<p>Optional: Play some games on 点击以下网站玩数学游戏</p> <p><a href="http://www.imathskids.com.au">www.imathskids.com.au</a></p> <p>Password 密码: down064</p> <p><b>PDHPE 德育</b></p>	<p>• 步行到...</p> <p>• 左转</p> <p>• 走几步..</p> <p>• 右转..</p> <p>• 开始于..</p> <p>• 步行到...</p>	<p>该是相反的。</p> <p>完成“左右手”工作纸。</p> <div></div>																																				
<p>Ask as many family members as you can to join you in a hopping race. Decide where you will start and finish. Who is the fastest person in your family?</p> <p>请家庭成员一起加入跳跃运动。看看谁跳得最远最快。</p>	<p>Watch a Cosmic Kids Yoga video and follow the fun movements on 观看 Cosmic Kids Yoga 瑜伽视频，并跟着一起做:</p> <p><a href="http://www.youtube.com/user/CosmickidsYoga">www.youtube.com/user/CosmickidsYoga</a></p> <p>or make up your own Yoga moves listening to music. 或创造你自己的瑜伽动作听着音乐做。</p>	<p>Play a ball game with someone in your family. E.g handball, throw a ball at a target, throw and catch.</p> <p>与你的家庭成员玩一个球类游戏。比如扔一个手球、朝着一个目标扔、扔和接球。</p>	<p>• 步行到...</p> <p>• 左转</p> <p>• 走几步..</p> <p>• 右转..</p> <p>• 开始于..</p> <p>• 步行到...</p>	<p>该是相反的。</p> <p>完成“左右手”工作纸。</p> <div></div>																																				
<p>Put the numbers in order from least to greatest</p> <table><tr><td>36</td><td>28</td><td>75</td><td>59</td><td>2</td><td>17</td></tr><tr><td><input type="text"/></td><td><input type="text"/></td><td><input type="text"/></td><td><input type="text"/></td><td><input type="text"/></td><td><input type="text"/></td></tr><tr><td>48</td><td>24</td><td>68</td><td>21</td><td>62</td><td>91</td></tr><tr><td><input type="text"/></td><td><input type="text"/></td><td><input type="text"/></td><td><input type="text"/></td><td><input type="text"/></td><td><input type="text"/></td></tr><tr><td>16</td><td>100</td><td>33</td><td>4</td><td>70</td><td>57</td></tr><tr><td><input type="text"/></td><td><input type="text"/></td><td><input type="text"/></td><td><input type="text"/></td><td><input type="text"/></td><td><input type="text"/></td></tr></table>	36	28	75	59	2	17	<input type="text"/>	<input type="text"/>	<input type="text"/>	<input type="text"/>	<input type="text"/>	<input type="text"/>	48	24	68	21	62	91	<input type="text"/>	<input type="text"/>	<input type="text"/>	<input type="text"/>	<input type="text"/>	<input type="text"/>	16	100	33	4	70	57	<input type="text"/>	<input type="text"/>	<input type="text"/>	<input type="text"/>	<input type="text"/>	<input type="text"/>	<p>3. 两组 5</p> <p>4. 五组 4</p> <p>用画来显示的每一个:</p> <div></div> <p>'two groups of three'</p>	<p>• 5 groups of 4</p> <p>用数线来显示下方的数，并画出跳跃的线来显示重复加法。</p> <div><div>1. 三组 2</div><div>2. 四组 3</div><div>3. 两组 5</div><div>4. 五组 4</div></div>	<p>画一张你家房间的简单地图。写一些从一个房间移动到另一个房间的方向。例如从卧室到厨房。使用位置语言，例如左右。</p> <p>例子:</p> <ul style="list-style-type: none"><li>• 开始于..</li><li>• 右转..</li><li>• 走几步..</li><li>• 左转</li><li>• 步行到...</li></ul>	<p>该是相反的。</p> <p>完成“左右手”工作纸。</p> <div></div>
36	28	75	59	2	17																																			
<input type="text"/>	<input type="text"/>	<input type="text"/>	<input type="text"/>	<input type="text"/>	<input type="text"/>																																			
48	24	68	21	62	91																																			
<input type="text"/>	<input type="text"/>	<input type="text"/>	<input type="text"/>	<input type="text"/>	<input type="text"/>																																			
16	100	33	4	70	57																																			
<input type="text"/>	<input type="text"/>	<input type="text"/>	<input type="text"/>	<input type="text"/>	<input type="text"/>																																			
<p>Play some games on 点击以下网站玩数学游戏</p> <p><a href="http://www.imathskids.com.au">www.imathskids.com.au</a></p> <p>Password 密码: down064</p> <p><b>PDHPE</b></p>	<p>Optional: Play some games on 点击以下网站玩数学游戏</p> <p><a href="http://www.imathskids.com.au">www.imathskids.com.au</a></p> <p>Password 密码: down064</p> <p><b>PDHPE 德育</b></p>	<p>Optional: Play some games on 点击以下网站玩数学游戏</p> <p><a href="http://www.imathskids.com.au">www.imathskids.com.au</a></p> <p>Password 密码: down064</p> <p><b>PDHPE 德育</b></p>	<p>• 步行到...</p> <p>• 左转</p> <p>• 走几步..</p> <p>• 右转..</p> <p>• 开始于..</p> <p>• 步行到...</p>	<p>该是相反的。</p> <p>完成“左右手”工作纸。</p> <div></div>																																				
<p>Ask as many family members as you can to join you in a hopping race. Decide where you will start and finish. Who is the fastest person in your family?</p> <p>请家庭成员一起加入跳跃运动。看看谁跳得最远最快。</p>	<p>Watch a Cosmic Kids Yoga video and follow the fun movements on 观看 Cosmic Kids Yoga 瑜伽视频，并跟着一起做:</p> <p><a href="http://www.youtube.com/user/CosmickidsYoga">www.youtube.com/user/CosmickidsYoga</a></p> <p>or make up your own Yoga moves listening to music. 或创造你自己的瑜伽动作听着音乐做。</p>	<p>Play a ball game with someone in your family. E.g handball, throw a ball at a target, throw and catch.</p> <p>与你的家庭成员玩一个球类游戏。比如扔一个手球、朝着一个目标扔、扔和接球。</p>	<p>• 步行到...</p> <p>• 左转</p> <p>• 走几步..</p> <p>• 右转..</p> <p>• 开始于..</p> <p>• 步行到...</p>	<p>该是相反的。</p> <p>完成“左右手”工作纸。</p> <div></div>																																				
<p>Put the numbers in order from least to greatest</p> <table><tr><td>36</td><td>28</td><td>75</td><td>59</td><td>2</td><td>17</td></tr><tr><td><input type="text"/></td><td><input type="text"/></td><td><input type="text"/></td><td><input type="text"/></td><td><input type="text"/></td><td><input type="text"/></td></tr><tr><td>48</td><td>24</td><td>68</td><td>21</td><td>62</td><td>91</td></tr><tr><td><input type="text"/></td><td><input type="text"/></td><td><input type="text"/></td><td><input type="text"/></td><td><input type="text"/></td><td><input type="text"/></td></tr><tr><td>16</td><td>100</td><td>33</td><td>4</td><td>70</td><td>57</td></tr><tr><td><input type="text"/></td><td><input type="text"/></td><td><input type="text"/></td><td><input type="text"/></td><td><input type="text"/></td><td><input type="text"/></td></tr></table>	36	28	75	59	2	17	<input type="text"/>	<input type="text"/>	<input type="text"/>	<input type="text"/>	<input type="text"/>	<input type="text"/>	48	24	68	21	62	91	<input type="text"/>	<input type="text"/>	<input type="text"/>	<input type="text"/>	<input type="text"/>	<input type="text"/>	16	100	33	4	70	57	<input type="text"/>	<input type="text"/>	<input type="text"/>	<input type="text"/>	<input type="text"/>	<input type="text"/>	<p>3. 两组 5</p> <p>4. 五组 4</p> <p>用画来显示的每一个:</p> <div></div> <p>'two groups of three'</p>	<p>• 5 groups of 4</p> <p>用数线来显示下方的数，并画出跳跃的线来显示重复加法。</p> <div><div>1. 三组 2</div><div>2. 四组 3</div><div>3. 两组 5</div><div>4. 五组 4</div></div>	<p>画一张你家房间的简单地图。写一些从一个房间移动到另一个房间的方向。例如从卧室到厨房。使用位置语言，例如左右。</p> <p>例子:</p> <ul style="list-style-type: none"><li>• 开始于..</li><li>• 右转..</li><li>• 走几步..</li><li>• 左转</li><li>• 步行到...</li></ul>	<p>该是相反的。</p> <p>完成“左右手”工作纸。</p> <div></div>
36	28	75	59	2	17																																			
<input type="text"/>	<input type="text"/>	<input type="text"/>	<input type="text"/>	<input type="text"/>	<input type="text"/>																																			
48	24	68	21	62	91																																			
<input type="text"/>	<input type="text"/>	<input type="text"/>	<input type="text"/>	<input type="text"/>	<input type="text"/>																																			
16	100	33	4	70	57																																			
<input type="text"/>	<input type="text"/>	<input type="text"/>	<input type="text"/>	<input type="text"/>	<input type="text"/>																																			
<p>Play some games on 点击以下网站玩数学游戏</p> <p><a href="http://www.imathskids.com.au">www.imathskids.com.au</a></p> <p>Password 密码: down064</p> <p><b>PDHPE</b></p>	<p>Optional: Play some games on 点击以下网站玩数学游戏</p> <p><a href="http://www.imathskids.com.au">www.imathskids.com.au</a></p> <p>Password 密码: down064</p> <p><b>PDHPE 德育</b></p>	<p>Optional: Play some games on 点击以下网站玩数学游戏</p> <p><a href="http://www.imathskids.com.au">www.imathskids.com.au</a></p> <p>Password 密码: down064</p> <p><b>PDHPE 德育</b></p>	<p>• 步行到...</p> <p>• 左转</p> <p>• 走几步..</p> <p>• 右转..</p> <p>• 开始于..</p> <p>• 步行到...</p>	<p>该是相反的。</p> <p>完成“左右手”工作纸。</p> <div></div>																																				
<p>Ask as many family members as you can to join you in a hopping race. Decide where you will start and finish. Who is the fastest person in your family?</p> <p>请家庭成员一起加入跳跃运动。看看谁跳得最远最快。</p>	<p>Watch a Cosmic Kids Yoga video and follow the fun movements on 观看 Cosmic Kids Yoga 瑜伽视频，并跟着一起做:</p> <p><a href="http://www.youtube.com/user/CosmickidsYoga">www.youtube.com/user/CosmickidsYoga</a></p> <p>or make up your own Yoga moves listening to music. 或创造你自己的瑜伽动作听着音乐做。</p>	<p>Play a ball game with someone in your family. E.g handball, throw a ball at a target, throw and catch.</p> <p>与你的家庭成员玩一个球类游戏。比如扔一个手球、朝着一个目标扔、扔和接球。</p>	<p>• 步行到...</p> <p>• 左转</p> <p>• 走几步..</p> <p>• 右转..</p> <p>• 开始于..</p> <p>• 步行到...</p>	<p>该是相反的。</p> <p>完成“左右手”工作纸。</p> <div></div>																																				
<p>Put the numbers in order from least to greatest</p> <table><tr><td>36</td><td>28</td><td>75</td><td>59</td><td>2</td><td>17</td></tr><tr><td><input type="text"/></td><td><input type="text"/></td><td><input type="text"/></td><td><input type="text"/></td><td><input type="text"/></td><td><input type="text"/></td></tr><tr><td>48</td><td>24</td><td>68</td><td>21</td><td>62</td><td>91</td></tr><tr><td><input type="text"/></td><td><input type="text"/></td><td><input type="text"/></td><td><input type="text"/></td><td><input type="text"/></td><td><input type="text"/></td></tr><tr><td>16</td><td>100</td><td>33</td><td>4</td><td>70</td><td>57</td></tr><tr><td><input type="text"/></td><td><input type="text"/></td><td><input type="text"/></td><td><input type="text"/></td><td><input type="text"/></td><td><input type="text"/></td></tr></table>	36	28	75	59	2	17	<input type="text"/>	<input type="text"/>	<input type="text"/>	<input type="text"/>	<input type="text"/>	<input type="text"/>	48	24	68	21	62	91	<input type="text"/>	<input type="text"/>	<input type="text"/>	<input type="text"/>	<input type="text"/>	<input type="text"/>	16	100	33	4	70	57	<input type="text"/>	<input type="text"/>	<input type="text"/>	<input type="text"/>	<input type="text"/>	<input type="text"/>	<p>3. 两组 5</p> <p>4. 五组 4</p> <p>用画来显示的每一个:</p> <div></div> <p>'two groups of three'</p>	<p>• 5 groups of 4</p> <p>用数线来显示下方的数，并画出跳跃的线来显示重复加法。</p> <div><div>1. 三组 2</div><div>2. 四组 3</div><div>3. 两组 5</div><div>4. 五组 4</div></div>	<p>画一张你家房间的简单地图。写一些从一个房间移动到另一个房间的方向。例如从卧室到厨房。使用位置语言，例如左右。</p> <p>例子:</p> <ul style="list-style-type: none"><li>• 开始于..</li><li>• 右转..</li><li>• 走几步..</li><li>• 左转</li><li>• 步行到...</li></ul>	<p>该是相反的。</p> <p>完成“左右手”工作纸。</p> <div></div>
36	28	75	59	2	17																																			
<input type="text"/>	<input type="text"/>	<input type="text"/>	<input type="text"/>	<input type="text"/>	<input type="text"/>																																			
48	24	68	21	62	91																																			
<input type="text"/>	<input type="text"/>	<input type="text"/>	<input type="text"/>	<input type="text"/>	<input type="text"/>																																			
16	100	33	4	70	57																																			
<input type="text"/>	<input type="text"/>	<input type="text"/>	<input type="text"/>	<input type="text"/>	<input type="text"/>																																			
<p>Play some games on 点击以下网站玩数学游戏</p> <p><a href="http://www.imathskids.com.au">www.imathskids.com.au</a></p> <p>Password 密码: down064</p> <p><b>PDHPE</b></p>	<p>Optional: Play some games on 点击以下网站玩数学游戏</p> <p><a href="http://www.imathskids.com.au">www.imathskids.com.au</a></p> <p>Password 密码: down064</p> <p><b>PDHPE 德育</b></p>	<p>Optional: Play some games on 点击以下网站玩数学游戏</p> <p><a href="http://www.imathskids.com.au">www.imathskids.com.au</a></p> <p>Password 密码: down064</p> <p><b>PDHPE 德育</b></p>	<p>• 步行到...</p> <p>• 左转</p> <p>• 走几步..</p> <p>• 右转..</p> <p>• 开始于..</p> <p>• 步行到...</p>	<p>该是相反的。</p> <p>完成“左右手”工作纸。</p> <div></div>																																				
<p>Ask as many family members as you can to join you in a hopping race. Decide where you will start and finish. Who is the fastest person in your family?</p> <p>请家庭成员一起加入跳跃运动。看看谁跳得最远最快。</p>	<p>Watch a Cosmic Kids Yoga video and follow the fun movements on 观看 Cosmic Kids Yoga 瑜伽视频，并跟着一起做:</p> <p><a href="http://www.youtube.com/user/CosmickidsYoga">www.youtube.com/user/CosmickidsYoga</a></p> <p>or make up your own Yoga moves listening to music. 或创造你自己的瑜伽动作听着音乐做。</p>	<p>Play a ball game with someone in your family. E.g handball, throw a ball at a target, throw and catch.</p> <p>与你的家庭成员玩一个球类游戏。比如扔一个手球、朝着一个目标扔、扔和接球。</p>	<p>• 步行到...</p> <p>• 左转</p> <p>• 走几步..</p> <p>• 右转..</p> <p>• 开始于..</p> <p>• 步行到...</p>	<p>该是相反的。</p> <p>完成“左右手”工作纸。</p> <div></div>																																				
<p>Put the numbers in order from least to greatest</p> <table><tr><td>36</td><td>28</td><td>75</td><td>59</td><td>2</td><td>17</td></tr><tr><td><input type="text"/></td><td><input type="text"/></td><td><input type="text"/></td><td><input type="text"/></td><td><input type="text"/></td><td><input type="text"/></td></tr><tr><td>48</td><td>24</td><td>68</td><td>21</td><td>62</td><td>91</td></tr><tr><td><input type="text"/></td><td><input type="text"/></td><td><input type="text"/></td><td><input type="text"/></td><td><input type="text"/></td><td><input type="text"/></td></tr><tr><td>16</td><td>100</td><td>33</td><td>4</td><td>70</td><td>57</td></tr><tr><td><input type="text"/></td><td><input type="text"/></td><td><input type="text"/></td><td><input type="text"/></td><td><input type="text"/></td><td><input type="text"/></td></tr></table>	36	28	75	59	2	17	<input type="text"/>	<input type="text"/>	<input type="text"/>	<input type="text"/>	<input type="text"/>	<input type="text"/>	48	24	68	21	62	91	<input type="text"/>	<input type="text"/>	<input type="text"/>	<input type="text"/>	<input type="text"/>	<input type="text"/>	16	100	33	4	70	57	<input type="text"/>	<input type="text"/>	<input type="text"/>	<input type="text"/>	<input type="text"/>	<input type="text"/>	<p>3. 两组 5</p> <p>4. 五组 4</p> <p>用画来显示的每一个:</p> <div></div> <p>'two groups of three'</p>	<p>• 5 groups of 4</p> <p>用数线来显示下方的数，并画出跳跃的线来显示重复加法。</p> <div><div>1. 三组 2</div><div>2. 四组 3</div><div>3. 两组 5</div><div>4. 五组 4</div></div>	<p>画一张你家房间的简单地图。写一些从一个房间移动到另一个房间的方向。例如从卧室到厨房。使用位置语言，例如左右。</p> <p>例子:</p> <ul style="list-style-type: none"><li>• 开始于..</li><li>• 右转..</li><li>• 走几步..</li><li>• 左转</li><li>• 步行到...</li></ul>	<p>该是相反的。</p> <p>完成“左右手”工作纸。</p> <div></div>
36	28	75	59	2	17																																			
<input type="text"/>	<input type="text"/>	<input type="text"/>	<input type="text"/>	<input type="text"/>	<input type="text"/>																																			
48	24	68	21	62	91																																			
<input type="text"/>	<input type="text"/>	<input type="text"/>	<input type="text"/>	<input type="text"/>	<input type="text"/>																																			
16	100	33	4	70	57																																			
<input type="text"/>	<input type="text"/>	<input type="text"/>	<input type="text"/>	<input type="text"/>	<input type="text"/>																																			
<p>Play some games on 点击以下网站玩数学游戏</p> <p><a href="http://www.imathskids.com.au">www.imathskids.com.au</a></p> <p>Password 密码: down064</p> <p><b>PDHPE</b></p>	<p>Optional: Play some games on 点击以下网站玩数学游戏</p> <p><a href="http://www.imathskids.com.au">www.imathskids.com.au</a></p> <p>Password 密码: down064</p> <p><b>PDHPE 德育</b></p>	<p>Optional: Play some games on 点击以下网站玩数学游戏</p> <p><a href="http://www.imathskids.com.au">www.imathskids.com.au</a></p> <p>Password 密码: down064</p> <p><b>PDHPE 德育</b></p>	<p>• 步行到...</p> <p>• 左转</p> <p>• 走几步..</p> <p>• 右转..</p> <p>• 开始于..</p> <p>• 步行到...</p>	<p>该是相反的。</p> <p>完成“左右手”工作纸。</p> <div></div>																																				
<p>Ask as many family members as you can to join you in a hopping race. Decide where you will start and finish. Who is the fastest person in your family?</p> <p>请家庭成员一起加入跳跃运动。看看谁跳得最远最快。</p>	<p>Watch a Cosmic Kids Yoga video and follow the fun movements on 观看 Cosmic Kids Yoga 瑜伽视频，并跟着一起做:</p> <p></p>																																							

Monday 26 <sup>th</sup> July 2021      Tuesday 27 <sup>th</sup> July 2021      Wednesday 28 <sup>th</sup> July 2021      Thursday 29 <sup>th</sup> July 2021      Friday 30 <sup>th</sup> July 2021				
星期一      星期二      星期三      星期四      星期五				
			moves. 或者选择一首歌编你自己喜欢的动作。	过，跳跃和弹跳。
<b>Break</b>	Break (1 hour) Eat and Play 午休一小时	Break (1 hour) Eat and Play 午休一小时	Break (1 hour) Eat and Play 午休一小时	Break (1 hour) Eat and Play 午休一小时
<b>Session 3</b>	<b>Community Language</b> Complete an activity from the Community Language framework on Seesaw. 完成语言老师是在 Seesaw 上布置的作业。	<b>Science &amp; Technology</b> 科学 <u>Earth and Space</u> <u>地球和宇宙</u> Watch the video 看以下视频 : <a href="https://www.bing.com/search?q=youtube+you+are+my+sunshine+for+kids&amp;src=IE-SearchBox&amp;FORM=IESR3A">https://www.bing.com/search?q=youtube+you+are+my+sunshine+for+kids&amp;src=IE-SearchBox&amp;FORM=IESR3A</a> Do you know what we might be learning about today? Go to your window or balcony and have a look at any shadows you can see from buildings or trees. What do you think creates these shadows? Where do you think the sun is right now? Do you think you can	<b>Creative Arts 美术创意</b> <u>Visual Arts 视觉艺术</u> Watch the video about the sun 看一下关于太阳的视频: <a href="https://www.youtube.com/watch?v=atJKEKV8Yk">https://www.youtube.com/watch?v=atJKEKV8Yk</a> Create an artwork of a sunset or sunrise using any materials or art supplies you have at home. Be as creative as you like! 用你能找到的任何材料以及任何艺术形式来创造一个日落或日出的艺术品。尽你所能的有创意些! Do you know where the sun is going when it is setting? 你知道日落的时候太阳会去哪儿吗?	<b>Creative Arts 美术创意</b> <u>Music 音乐</u> Watch <i>The Music Show Episode 1</i> 看 <i>The Music Show</i> 第一集: <a href="https://www.youtube.com/watch?v=0kax21413p8">https://www.youtube.com/watch?v=0kax21413p8</a> Find two items that you have around the house, E.g. wooden spoon, plastic cup, ruler, pencil. Tap them together to the beat and sing along to the video. 在房子周围找到两件物品，例如木勺、塑料杯、尺子、铅笔。将它们一起敲击到节拍并随着视频唱歌。
			<b>Geography 地理</b> <u>Weather and Seasons</u> <u>天气和季节</u> What are the seasons of the year? What are the characteristics of each season? 一年中的季节是什么？每个季节有什么特点？ Watch 'What do you do in different seasons?' 看以下视频“你在不同的季节做什么” <a href="https://www.youtube.com/watch?v=6tV-CK3Hx8">https://www.youtube.com/watch?v=6tV-CK3Hx8</a> (In Australia, our seasons are named Summer, Autumn, Winter and Spring. "Fall" is used only in America)	

Monday 26<sup>th</sup> July 2021  
星期一

Tuesday 27<sup>th</sup> July 2021  
星期二

Wednesday 28<sup>th</sup> July 2021  
星期三

Thursday 29<sup>th</sup> July 2021  
星期四

Friday 30<sup>th</sup> July 2021  
星期五

see shadows at night? Why not?

Draw a picture of what you see including the shadows and where the sun is in the sky! Make sure you colour your picture in!

你知道吗我们今天可能学些什么吗?

前往你的窗户或阳台，看看有没有任何建筑物或树木的影子。你认为是什么创造了这些影子？你认为太阳现在在哪里？你认为你能在晚上看到影子吗？为什么不能呢？

画一张你所看到的，包括影子和太阳在天空中的图片！给你的画涂上颜色！



(在澳大利亚，我们的季节被命名为夏季、秋季、冬季和春季。“Fall”仅在美国使用)

Summer	Autumn
Winter	Spring


**Using the Seasons sheet, draw pictures in each box to represent each season. You can draw the:**  
**-food you eat**  
**-clothes you wear**  
**-activities you do**  
**-colours that represent that season.**

使用“季节”表，在每个框中绘制代表每个季节的图片。你可以绘制：

- 你吃的食物
- 你穿的衣服
- 你做的活动



Monday 26 <sup>th</sup> July 2021 星期一	Tuesday 27 <sup>th</sup> July 2021 星期二	Wednesday 28 <sup>th</sup> July 2021 星期三	Thursday 29 <sup>th</sup> July 2021 星期四	Friday 30 <sup>th</sup> July 2021 星期五
			-代表那个季节的颜色。 <b>E.g. For Summer you could draw the sun, shorts and a t-shirt, thongs, a hat, ice-cream, riding a bike, and bright colours such as yellow, blue and pink</b> 例如：夏天你可以画太阳、短裤和 T 恤、人字拖鞋、帽子、冰淇淋、骑自行车和明亮的颜色，如黄色、蓝色和粉红色。	

“ar, a” List Words	“ar, a” Extension List Words	
<div>BLM WL20  ar a</div> <div>are card</div> <div>car part</div> <div>far park</div> <div>bar bark</div> <div>arm ask</div> <div>art after</div> <div>farm last</div> <div>star fast</div> <div>Sound Waves 1 Black Line Masters © Barbara Murray and Terri Watson 2011 Freely Education ISBN 978 1 74135 149 1</div>	<div>afternoon</div> <div>aren't</div> <div>asked</div> <div>asking</div> <div>banana</div> <div>basket</div> <div>carpet</div> <div>class</div>	<div>garden</div> <div>laugh</div> <div>mask</div> <div>party</div> <div>past</div> <div>spark</div> <div>start</div> <div>tomorrow</div>

1	2	3	4	5	6	7	8	9	10
11	12	13	14	15	16	17	18	19	20
21	22	23	24	25	26	27	28	29	30
31	32	33	34	35	36	37	38	39	40
41	42	43	44	45	46	47	48	49	50
51	52	53	54	55	56	57	58	59	60
61	62	63	64	65	66	67	68	69	70
71	72	73	74	75	76	77	78	79	80
81	82	83	84	85	86	87	88	89	90
91	92	93	94	95	96	97	98	99	100

**Put the numbers in order  
from least to greatest**

36 28 75 59 2 17

--	--	--	--	--	--

48 24 68 21 62 91

--	--	--	--	--	--

16 100 33 4 70 57

--	--	--	--	--	--

# Unit 21

ar a

star

glass

## List Words


are	arm	card	ask
car	art	part	after
far	farm	park	last
bar	star	bark	fast

## Letters

## Words

1 Underline the letter or letters for [ar a] in each List Word. If any of these are not in the sound box, write them with a word example in the box above.

2 Colour the picture if you hear [ar a] in the picture name.




3 Write ar to finish the words. Join the pictures to the correct words.

We sometimes write ar for [ar a], as in star.

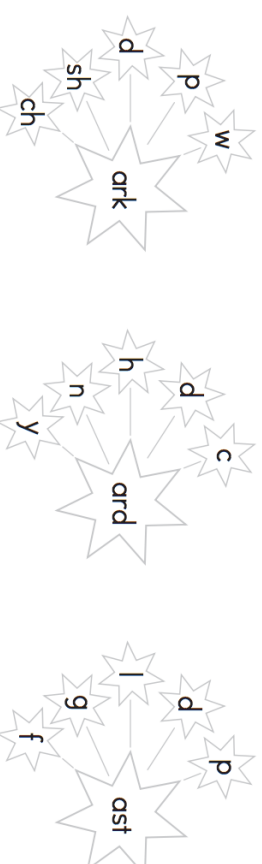
f \_ \_ c \_ \_ h \_ \_ d \_ \_ k \_ \_  
j \_ \_ t \_ \_ f \_ \_ m \_ \_ b \_ \_ k \_ \_  
b \_ \_ m \_ \_ st \_ \_ p \_ \_ k \_ \_

4 Write Are to start each question. Answer the questions with yes or no.

— you a girl? —  
— you a boy? —  
— you a fast car? —  
— you part of a class? —  
— there sharks on a farm? —



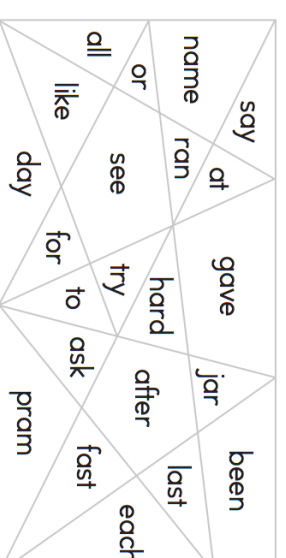
5 Make real words with the letters in the stars.



6 Say the words.

Colour yellow if you hear [ar a].

Colour blue if you don't hear [ar a].





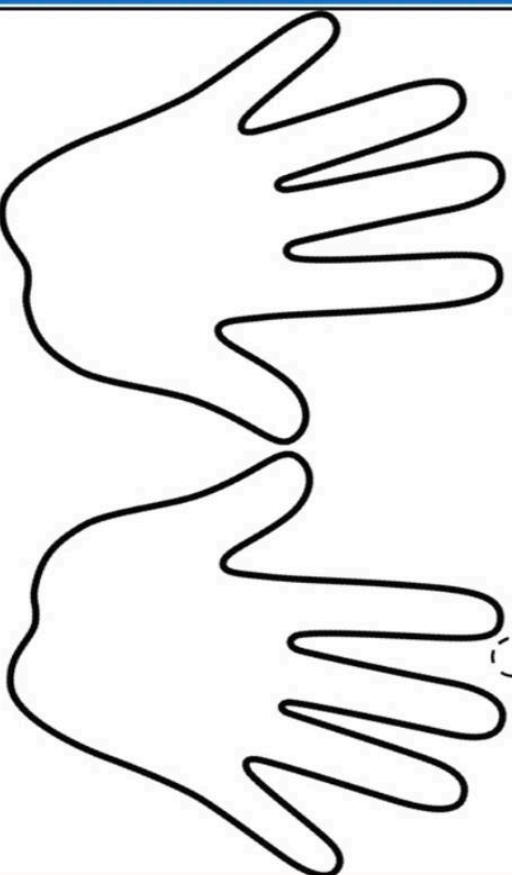
Name: \_\_\_\_\_

# Left and Right

Directions: Listen to your teacher and follow the directions.

left

right



## I Can Follow Directions

Draw fingernails on your left hand. Color the fingernails blue.

Draw fingernails on your right hand. Color the fingernails green.

Draw a ring on the right hand.

Color the left hand pink.

Color the right hand red.

©Anne Moffatt



Winter

Summer

Spring

Autumn