
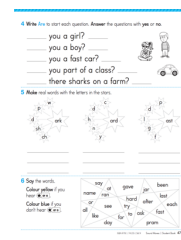


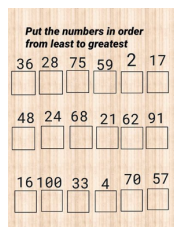


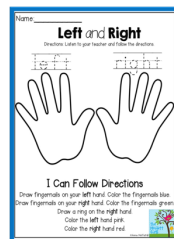
Framework for Learning from Home – Year 1: Week 3


Education Week 26-30 July 2021 Theme: Lifelong Learners


You will need help from a parent/carer. Show each completed activity to your parents so they can check it and/or help you post it on Seesaw.

	Monday 26 th July 2021	Tuesday 27 th July 2021	Wednesday 28 th July 2021	Thursday 29 th July 2021	Friday 30 th July 2021
Task	Are you ready to learn today?	Give your family a big cuddle today.	Can you help make your bed today?	Can you help set the dinner table tonight?	Have you packed up your toys before bed?
Session 1	<p>English</p> <p><u>Sound Waves</u></p> <p>Go to <u>Unit 21</u> on www.soundwaveskids.com.au This week's sound is "ar, a". Click on the <i>Sound Info Kit</i>. Listen to the chant and do the actions.</p> <p>Click on <i>List Words</i>, read your "ar, a" words and write them on a piece of paper.</p> <p>Explore the sound further by clicking on the <i>Segmenting Tool</i>. Use this tool to work out how many sounds there are in each word.</p> <p><u>Reading</u></p> <p>Listen to the story <i>Dear Zoo</i> by Rod Campbell</p>	<p>English</p> <p><u>Sound Waves</u></p> <p>Practise your "ar, a" List Words by writing a sentence for 8 of your words using adjectives, verbs and adverbs.</p> <p>Explore the sound and play the <i>Grapheme Sort</i> game on www.soundwaveskids.com.au</p> <p><u>Reading</u></p> <p>Listen to Mr Philpott read <i>The Pigeon Wants a Puppy</i> by Mo Willems on Seesaw.</p> <p>After reading the story, think of words to describe the pigeon.</p>	<p>English</p> <p><u>Sound Waves</u></p> <p>Practise writing your "ar, a" List Words in alphabetical order.</p> <p>Explore the sound and play the <i>List Words Beginnings and Endings</i> game on www.soundwaveskids.com.au</p> <p><u>Reading</u></p> <p>Listen to Mr Philpott read <i>The Pigeon Wants a Puppy</i> by Mo Willems on Seesaw.</p> <p>or</p> <p>choose a <i>fictional</i> book to read aloud with a parent/carer.</p> <p>Before reading, what do you already know about the</p>	<p>English</p> <p><u>Sound Waves</u></p> <p>Complete the "ar, a" Student Activity page (page 46) by going to the Sound Waves website and clicking 'Student Activity Pages' or using the tools on Seesaw.</p>  <p>Explore the sound and play the <i>Unjumbler</i> game on www.soundwaveskids.com.au</p>	<p>English</p> <p><u>Sound Waves</u></p> <p>Complete the "ar, a" Student Activity page (page 47) by going to the Sound Waves website and clicking 'Student Activity Pages' or using the tools on Seesaw.</p>  <p>Explore the sound and play the <i>Grapheme Trek</i> game on www.soundwaveskids.com.au</p>

Monday 26 th July 2021	Tuesday 27 th July 2021	Wednesday 28 th July 2021	Thursday 29 th July 2021	Friday 30 th July 2021
<p>https://www.youtube.com/watch?v=ZqGYWRHOV6E</p> <p>Before reading, what do you already know about zoo animals?</p> <p>or</p> <p>Choose a <i>fictional</i> book to read aloud with a parent/carer and answer these questions.</p> <ul style="list-style-type: none"> What was this book about? Who was your favourite character and why? <p><u>Writing</u></p> <p>Imagine you went to the zoo with your family. In your workbook or on a piece of paper, write an imaginative recount about what you would see and what you would do there. Try and include who, when, where, why and what. For example:</p> <p>On a sunny day _____.</p> <p>First _____.</p> <p>Then _____.</p> <p>Finally _____.</p>	<p>or</p> <p>choose a <i>fictional</i> book to read aloud with a parent/carer. Before reading the book, talk about what you think is going to happen by looking at the pictures.</p> <p><u>Writing</u></p> <p>Now that you have read The Pigeon Wants a Puppy, think of four reasons why the pigeon SHOULD have a puppy. Today you will be writing a sentence to persuade your teacher about why the pigeon SHOULD have a puppy. Choose two of the reasons that you thought of and put them in a sentence by using “and” as your joining word.</p> <p>Use this sentence starter:</p> <p>The pigeon should have a puppy because _____</p> <p>(If you read another book, think of reasons why YOU should have a puppy and write it in a sentence)</p>	<p>story?</p> <p><u>Writing</u></p> <p>Now that you have read The Pigeon Wants a Puppy, think of four reasons why the pigeon SHOULD NOT have a puppy. Today you will be writing a sentence to persuade your teacher about why the pigeon SHOULD NOT have a puppy. Choose two of the reasons that you thought of and put them in a sentence by using “and” as your joining word.</p> <p>Use this sentence starter:</p> <p>The pigeon should not have a puppy because _____</p> <p>(If you read another book, think of reasons why YOU should not have a puppy and write it in a sentence)</p>	<p><u>Reading</u></p> <p>Listen to the story <i>Giraffes Can't Dance</i> by Giles Andreae</p> <p>https://www.youtube.com/watch?v=aQMDaPRhA0I</p> <p>or</p> <p>Choose a <i>fictional</i> book to read aloud with a parent/carer. Before reading the book, talk about what you think is going to happen by looking at the pictures.</p> <p>After reading the story, retell what happened at the beginning, middle and end. Did you guess the story correctly?</p> <p><u>Writing</u></p> <p>Write your own Sizzling sentence about a giraffe. Try to be mysterious by making your sentence exciting. For example: Thump went the silly giraffe as it jumped out from behind the tall tree. Try and include adjectives, verbs and onomatopoeia.</p>	<p><u>Reading</u></p> <p>Choose a <i>non-fictional</i> book to read aloud with a parent/carer. Read it aloud together.</p> <ul style="list-style-type: none"> How does the title describe the content of the book? Was the title a good one for this book? Why or why not? <p><u>Writing</u></p> <p>Is jumping or hopping more fun? If you think jumping is more fun, explain why in a sentence. If you think hopping is more fun, explain why in a sentence. You need to persuade me with reasons as to why you have chosen jumping or hopping.</p> <p>Use this sentence starter: I strongly believe that _____ is more fun than _____ because _____.</p>

Monday 26 th July 2021		Tuesday 27 th July 2021		Wednesday 28 th July 2021		Thursday 29 th July 2021		Friday 30 th July 2021	
Break	Break (30mins) Eat and Play	Break (30mins) Eat and Play	Break (30mins) Eat and Play	Break (30mins) Eat and Play	Break (30mins) Eat and Play	Break (30mins) Eat and Play	Break (30mins) Eat and Play	Break (30mins) Eat and Play	Break (30mins) Eat and Play
Session 2	Mathematics <u>Whole Number</u> Warm up: Look at the 100's chart attached. Practise counting by 2's, 5's and 10's. Put these numbers in order from smallest to greatest: - 36 - 21 - 28 - 62 - 75 - 91 - 59 - 16 - 2 - 100 - 17 - 33 - 48 - 4 - 24 - 70 - 68 - 57  Play some games on www.imathskids.com.au Password: down064	Mathematics <u>Multiplication</u> Warm up: Counting by 2's, 5's and 10's https://www.youtube.com/watch?v=q_yUC1NCFkE You will be making equal groups to show multiplication. Use different objects around your home (such as Lego pieces, cutlery, pebbles) to make: <ul style="list-style-type: none">• 3 groups of 2• 4 groups of 3• 2 groups of 5• 5 groups of 4 Draw each of these as shown in this example:  'two groups of three' Optional: Play some games on www.imathskids.com.au Password: down064	Mathematics <u>Multiplication</u> Warm up: Counting by 2's, 5's and 10's https://www.youtube.com/watch?v=O-cARYvdtB4 You will be representing multiplication as repeated addition. For example: 3 groups of 4 is the same as 4 + 4 + 4  Draw a number line for each of these and "jump" to show the repeated addition: <ul style="list-style-type: none">• 3 groups of 2• 4 groups of 3• 2 groups of 5• 5 groups of 4 Optional: Play some games on www.imathskids.com.au Password: down064	Mathematics <u>Position</u> Warm Up: Join in, following the actions of the following song https://www.youtube.com/watch?v=Vgyer0lauyQ Draw a simple map of the rooms in your house. Write some directions to move from one room to another. For example from your bedroom to the kitchen. Use positional language, such as left and right. Example: <ul style="list-style-type: none">• start at..• turn right..• walk X steps..• turn left• walk to the ...	Mathematics <u>Position</u> Warm Up: Follow the directions in this video: https://www.youtube.com/watch?v=gRbwFq9665k Stand face to face with someone at home. One person begins by giving instructions such as raise your left hand, shake your right arm, turn to your left. Take turns being the one to give instructions. You should NOT be mirroring each other. It should be opposite. Complete the left and right hand worksheet. 				

	Monday 26 th July 2021	Tuesday 27 th July 2021	Wednesday 28 th July 2021	Thursday 29 th July 2021	Friday 30 th July 2021
	PDHPE Ask as many family members as you can to join you in a hopping race. Decide where you will start and finish. Who is the fastest person in your family?	PDHPE Watch a Cosmic Kids Yoga video and follow the fun movements on www.youtube.com/user/CosmicKidsYoga or make up your own Yoga moves listening to music.	PDHPE Play a ball game with someone in your family. E.g handball, throw a ball at a target, throw and catch.	PDHPE Watch a Just Dance video and follow the fun movements on https://www.youtube.com/channel/UCIjW4BWKLqpOjTrS_tX0mg or choose a song and make up your own dance moves.	PDHPE Warm up: -10 star jumps -10 squats -10 sit-ups Make an obstacle course track in a space inside your home. Make sections to jump, skip, leap and bounce.
Break	Break (1 hour) Eat and Play	Break (1 hour) Eat and Play	Break (1 hour) Eat and Play	Break (1 hour) Eat and Play	Break (1 hour) Eat and Play
Session 3	Community Language Complete an activity from the Community Language framework on Seesaw.	Science & Technology <u>Earth and Space</u> Watch the video: https://www.bing.com/search?q=youtube+you+are+my+sunshine+for+kids&src=IE-SearchBox&FORM=IESR3A Do you know what we might be learning about today? Go to your window or balcony and have a look at any shadows you can see from buildings or trees. What do you think creates these shadows? Where do you think the sun is right	Creative Arts <u>Visual Arts</u> Watch the video about the sun: https://www.youtube.com/watch?v=atJkEKV8Yk Create an artwork of a sunset or sunrise using any materials or art supplies you have at home. Be as creative as you like! Do you know where the sun is going when it is setting? 	Geography <u>Weather and Seasons</u> What are the seasons of the year? What are the characteristics of each season? Watch 'What do you do in different seasons?' https://www.youtube.com/watch?v=6tV_-CK3Hx8 (In Australia, our seasons are named Summer, Autumn, Winter and Spring. "Fall" is used only in America) Using the Seasons sheet, draw pictures in each box to represent each season.	Creative Arts <u>Music</u> Watch <i>The Music Show Episode 1</i> https://www.youtube.com/watch?v=0kaX2l413p8 Find two items that you have around the house, E.g. wooden spoon, plastic cup, ruler, pencil. Tap them together to the beat and sing along to the video.

Monday 26 th July 2021	Tuesday 27 th July 2021	Wednesday 28 th July 2021	Thursday 29 th July 2021	Friday 30 th July 2021				
		<p>now? Do you think you can see shadows at night? Why not?</p> <p>Draw a picture of what you see including the shadows and where the sun is in the sky! Make sure you colour your picture in!</p>		<table border="1"><tr><td>Summer</td><td>Autumn</td></tr><tr><td>Winter</td><td>Spring</td></tr></table> <p>You can draw the:</p> <ul style="list-style-type: none">-food you eat-clothes you wear-activities you do-colours that represent that season. <p>E.g. For Summer you could draw the sun, shorts and a t-shirt, thongs, a hat, ice-cream, riding a bike, and bright colours such as yellow, blue and pink</p>	Summer	Autumn	Winter	Spring
Summer	Autumn							
Winter	Spring							

“ar, a” List Words	“ar, a” Extension List Words	
<p>BLM WL20 ★ ar a</p> <div> <div>are</div> <div>card</div> </div> <div> <div>car</div> <div>part</div> </div> <div> <div>far</div> <div>park</div> </div> <div> <div>bar</div> <div>bark</div> </div> <div> <div>arm</div> <div>ask</div> </div> <div> <div>art</div> <div>after</div> </div> <div> <div>farm</div> <div>last</div> </div> <div> <div>star</div> <div>fast</div> </div> <p>Sound Waves 1 Black Line Masters © Barbara Murray and Terri Watson 2011 Firefly Education</p> <p>ISBN 978 1 74135 149 1</p>	<p>afternoon</p> <p>aren't</p> <p>asked</p> <p>asking</p> <p>banana</p> <p>basket</p> <p>carpet</p> <p>class</p>	<p>garden</p> <p>laugh</p> <p>mask</p> <p>party</p> <p>past</p> <p>spark</p> <p>start</p> <p>tomorrow</p>

1	2	3	4	5	6	7	8	9	10
11	12	13	14	15	16	17	18	19	20
21	22	23	24	25	26	27	28	29	30
31	32	33	34	35	36	37	38	39	40
41	42	43	44	45	46	47	48	49	50
51	52	53	54	55	56	57	58	59	60
61	62	63	64	65	66	67	68	69	70
71	72	73	74	75	76	77	78	79	80
81	82	83	84	85	86	87	88	89	90
91	92	93	94	95	96	97	98	99	100

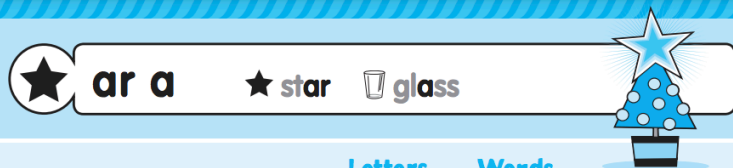
***Put the numbers in order
from least to greatest***

36 28 75 59 2 17

48 24 68 21 62 91

16 100 33 4 70 57

Unit 21




List Words

are	arm	card	ask
car	art	part	after
far	farm	park	last
bar	star	bark	fast

Letters Words

1 Underline the letter or letters for **ar a** in each List Word. If any of these are not in the sound box, write them with a word example in the box above.

2 Colour the picture if you hear **ar a** in the picture name.



3 Write **ar** to finish the words. Join the pictures to the correct words.

★ We sometimes write **ar** for **ar a**, as in **star** ★.

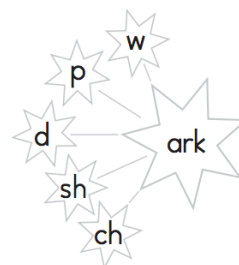
f_____		c_____	h_____d		d_____k
j_____		_____t	f_____m		b_____k
b_____		_____m	st_____		p_____k

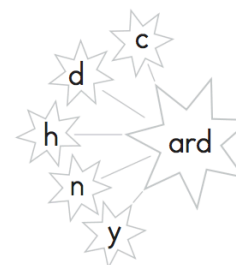
4 Write **Are** to start each question. Answer the questions with **yes** or **no**.

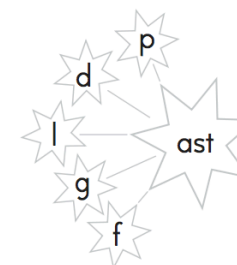
_____ you a girl? _____
 _____ you a boy? _____
 _____ you a fast car? _____
 _____ you part of a class? _____
 _____ there sharks on a farm? _____



5 Make real words with the letters in the stars.



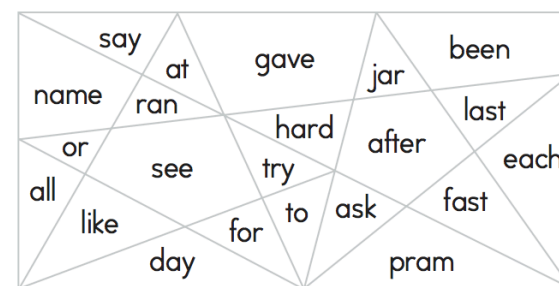




6 Say the words.

Colour **yellow** if you hear **ar a**.

Colour **blue** if you don't hear **ar a**.



	Winter	Summer
	Spring	Autumn

Name: _____

Left and Right

Directions: Listen to your teacher and follow the directions.

left right



I Can Follow Directions

Draw fingernails on your **left** hand. Color the fingernails blue.
 Draw fingernails on your **right** hand. Color the fingernails green.
 Draw a ring on the **right** hand.
 Color the **left** hand pink.
 Color the **right** hand red.

©Annie Moffatt®

