


Framework for Learning from Home – Early Stage 1, Term 3 Week 3

Education Week 26-30 July 2021 Theme: Lifelong Learners


You will need help from a parent/carer. Show each completed activity to your parents so they can check it and/or help you post it on Seesaw.

	Monday 26.07.21	Tuesday 27.07.21	Wednesday 28.07.21	Thursday 29.07.21	Friday 30.07.21
Task	Can you make your bed?	Can you pack your toys away after you use them?	What act of kindness can you do for a family member today?	Can you help set the table for dinner?	Can you help a family member today?
Session 1	<p>Morning Routine</p> <p>Sing the 'Days of the Week' song</p> <p>https://www.youtube.com/watch?v=mXMofxtDPUQ</p> <p>Each day of the week has a hidden three letter word inside. Can you figure out what that word is? Tell your parent/carer.</p> <p>Soundwaves</p>	<p>Morning Routine</p> <p>Happy 100 days of learning Kindy!</p> <p>https://www.youtube.com/watch?v=Qt2sky88m9w</p> <p>Sing 100 days song.</p> <p>Can you tell your parent/carer something you love to do at school and your favourite memory over the last 100 days?</p>	<p>Morning Routine</p> <p>Sing the 'Days of the Week' song</p> <p>https://www.youtube.com/watch?v=mXMofxtDPUQ</p> <p>Which days of the week are school days? How many are there? Which days of the week are the weekend? How many are there?</p> <p>Soundwaves</p>	<p>Morning Routine</p> <p>Sing the 'Months of the Year' song</p> <p>https://www.youtube.com/watch?v=IPeAo1hz8GA</p> <p>Which months are in winter? What do you like to do and eat in winter?</p> <p>Soundwaves</p> <p>Today's sound is 'j'</p> <p>Explore some sounds or play</p>	<p>Morning Routine</p> <p>Sing the 'Seasons Song'</p> <p>https://www.youtube.com/watch?v=8Zjpl6fgYSY</p> <p>The season now is Winter. Look out the window. What is the weather like today? What is something you could wear in today's weather?</p> <p>Soundwaves</p>

Monday 26.07.21	Tuesday 27.07.21	Wednesday 28.07.21	Thursday 29.07.21	Friday 30.07.21
<p>Today's sound is 'l'</p> <p>Explore some sounds or play some sound games on Soundwaves Kids www.soundwaveskids.com.au</p> <p>Student login password: pair806</p> <p>Once logged in, click onto 'Grapheme Units'</p> <p>Complete the 'l' sound waves page.</p> <p>English</p> <p>This week is Education Week. Education week is a time to celebrate all the wonderful learning we do at school.</p> <p>To find out more, watch Mrs Minogue's video on Seesaw.</p> <p>Complete 'What I have learned in 100 days' worksheet which has</p>	<p>Listen to the story Tom Goes to Kindergarten by Margaret Wild https://www.youtube.com/watch?v=TJp7Zsfcy7g</p> <p>Complete the activity sheet 'If I had 100' – it has been posted onto Seesaw for you.</p> <p>English</p> <p>Choose 2 colours and write your focus fox words: look, he, she, leg, jet, jog</p> <p>Can you make a colour word pattern?</p> <p>Listen to the story Where is the green sheep by Mem Fox. It has been posted onto Seesaw and is read by Mr Philpott.</p> <p>Listen to the YouTube video on Sheep https://www.youtube.com/watch?v=xdneyHiftWfc</p>	<p>Today's sound is 'l'</p> <p>Explore some sounds or play some sound games on Soundwaves Kids www.soundwaveskids.com.au</p> <p>Student login password: pair806</p> <p>Complete the 'l' handwriting page.</p> <p>English</p> <p>Can you robot write your focus fox words: look, he, she, leg, jet, jog</p> <p>E.g</p>  <p>Listen to the YouTube video on Sheep</p> <p>Complete the 'l' handwriting page.</p> <p>English</p> <p>Can you rainbow write your focus fox words</p> <p>Your focus fox words are: look, he, she, leg, jet, jog</p> <p>E.g love</p> <p>Listen to the YouTube video on Sheep https://www.youtube.com/watch?v=xdneyHiftWfc</p> <p>Write a sentence or two explaining an interesting fact about sheep.</p> <p>E.g A sheep is sheered every spring. Its wool can make clothes.</p> <p>Listen to the YouTube video on Sheep</p>	<p>some sound games on Soundwaves Kids www.soundwaveskids.com.au</p> <p>Student login password: pair806</p> <p>Complete the 'j' sound waves page</p> <p>English</p> <p>Can you rainbow write your focus fox words</p> <p>Your focus fox words are: look, he, she, leg, jet, jog</p> <p>E.g love</p> <p>Listen to the YouTube video on Sheep https://www.youtube.com/watch?v=xdneyHiftWfc</p> <p>Write a sentence or two explaining an interesting fact about sheep.</p> <p>E.g A sheep is sheered every spring. Its wool can make clothes.</p>	<p>Today's sound are 'l' and 'j'.</p> <p>Explore some sounds or play some sound games on Soundwaves Kids www.soundwaveskids.com.au</p> <p>Student login password: pair806</p> <p>Complete the 'j' handwriting page.</p> <p>English</p> <p>Focus fox words: look, he, she, leg, jet, jog</p> <p>Write three different sentences using a different focus fox word in each sentence. Circle the focus fox word you have used. Read your sentences to a family member.</p> <p>Geography</p> <p>Sing Places song Where Are You Going? Places Song -</p>

Monday 26.07.21	Tuesday 27.07.21	Wednesday 28.07.21	Thursday 29.07.21	Friday 30.07.21
<p>been scheduled for you. You can choose to draw, write or voice record yourself.</p>	<p>m/watch?v=xdnyHiftWfc</p> <p>Write a sentence or two explaining what a sheep looks like. Don't forget to use adjectives.</p> <p>E.g A sheep is a farm animal. It has two large ears and a white woolly body.</p> <p>Draw a picture to match your sentence.</p>	<p>https://www.youtube.com/watch?v=xdnyHiftWfc</p> <p>Write a sentence or two explaining where a sheep lives and what a sheep likes to eat.</p> <p>E.g A sheep lives _____. It likes to eat _____.</p> <p>Draw a picture to match your sentence.</p>	<p>Draw a picture to match your sentence.</p>	<p>YouTube</p> <p>We have thought of some different places in our community. Today we are learning about one of the places, our school.</p> <p>Listen to the story 'Possum goes to school': https://www.youtube.com/watch?v=tCHm9gtR8Wc</p> <p>Can you answer the following questions about school: You can write a sentence or use the microphone icon to tell us in your own words.</p> <p>-What do you do at school?</p> <p>-Who are all of the people who go to school?</p> <p>-What things can you see at school?</p> <p>Draw and label a picture</p>


	Monday 26.07.21	Tuesday 27.07.21	Wednesday 28.07.21	Thursday 29.07.21	Friday 30.07.21
					of everything that you can see at school
Break	Break (30 mins) Eat & Play	Break (30 mins) Eat & Play	Break (30 mins) Eat & Play	Break (30 mins) Eat & Play	Break (30 mins) Eat & Play
Session 2	<p>Mathematics – Addition</p> <p>Watch ‘Addition Song for Kids/Addition Facts/Addition Action/Jack Hartmann on youtube https://www.youtube.com/watch?v=UqQ1VkBvuRs</p> <p>Can you find 10 of the same items in your house?</p> <p>E.g. 10 pencils, 10 pegs, 10 pieces of pasta, etc</p> <p>Using your 10 different items can you make some different addition stories.</p> <p>E.g. 6 pencils and 4 pegs makes 10 things</p> <p>4 pieces of pasta and 4</p>	<p>Mathematics – Addition</p> <p>Watch ‘One is a Snail, Ten is a Crab’ by A.Sayre and J. Sayre on youtube https://www.youtube.com/watch?v=zDjp7rTXtsk</p> <p>Can you tell your parent or carer the answer to these questions. Remember</p> <p>1 is a snail, 2 is a person, 4 is a dog, 6 is an insect, 8 is a spider and 10 is a crab.</p> <p>1 dog and 1 snail makes _____ feet.</p> <p>1 spider and 2 snails makes _____ feet.</p>	<p>Mathematics Addition</p> <p>Today we are going to practice doubling numbers.</p> <p>Watch ‘Addition Double/Fun Maths Song for Kids/Jack Hartmann on youtube https://www.youtube.com/watch?v=NDqbCfpIYrg</p> <p>Watch ‘One is a Snail, Ten is a Crab’ by A.Sayre and J. Sayre on youtube https://www.youtube.com/watch?v=zDjp7rTXtsk</p> <p>Can you tell your parent or carer the answer to these questions. Remember to add the</p>	<p>Mathematics Position</p> <p>Watch ‘The Ladybird Heard’ by Julia Donaldson on youtube https://www.youtube.com/watch?v=Eu9mPX7DuLA</p> <p>Tell a family member or carer the answers to these questions:</p> <p>What position words did you hear in the story?</p> <p>How did the animals trick the robbers?</p> <p>What was your favourite part of the story?</p> <p>Watch ‘LEFT AND RIGHT SONG for Children Right and Left Song for Kids Learn Left</p>	<p>Mathematics Position</p> <p>Watch ‘LEFT AND RIGHT SONG for Children Right and Left Song for Kids Learn Left and Right by 123ABCtv’ on youtube AND The Hokey Pokey Song With Actions on YouTube https://www.youtube.com/watch?v=LFsVrQ65JuE https://www.youtube.com/watch?v=YzSJBoWPECY</p> <p>Complete position worksheet attached.</p>

Monday 26.07.21	Tuesday 27.07.21	Wednesday 28.07.21	Thursday 29.07.21	Friday 30.07.21
<p>books makes 8 things</p> <p>Draw your favourite number sentence/sentences on a piece of paper.</p> <p>Play an addition game on iMaths. Connect on Soundwaves kids which will take you to iMaths.</p> <p>www.soundwaveskids.com.au</p> <p>Access code: some685</p> <p>Click: Games</p> <p>Number Charge: Click: Addition to 10</p> <p>Optional</p> <p>100 Dots on spot worksheet – can you draw 100 dots on spot to celebrate all our learning</p>	<p>1 person and 1 spider makes _____ feet.</p> <p>1 insect and 1 dog makes _____ feet.</p> <p>1 crab and 1 snail and 1 person makes _____ feet.</p> <p>Can you make, write and draw your own addition sentence using some of the characters from the story: 1 is a snail, 2 is a person, 4 is a dog, 6 is an insect, 8 is a spider and 10 is a crab.</p> <p>E.g.</p> <p>1 dog and 1 spider makes 12 feet.</p>	<p>same animal two times</p> <p>1 is a snail, 2 is a person, 4 is a dog, 6 is an insect, 8 is a spider and 10 is a crab.</p> <p>1 snail and 1 snail makes _____ feet.</p> <p>1 dog and 1 dog makes _____ feet.</p> <p>Can you make, write and draw your own doubling sentence using some of the characters from the story: 1 is a snail, 2 is a person, 4 is a dog, 6 is an insect, 8 is a spider and 10 is a crab.</p> <p>E.g.</p> <p>1 dog and 1 dog makes 8 feet.</p>	<p>and Right by 123ABCtv' on youtube</p> <p>https://www.youtube.com/watch?v=LFsVrQ65JuE</p>  <p>Use your favourite soft toy and follow the instructions.</p> <p>Put your toy on the left side of the chair.</p> <p>Put your toy on the right side of the table.</p> <p>Put your toy on your right knee.</p> <p>Put your toy in your left hand.</p> <p>Draw and label a picture of your toy on the right</p>	

	Monday 26.07.21	Tuesday 27.07.21	Wednesday 28.07.21	Thursday 29.07.21	Friday 30.07.21
				side of a table.	
Break	Break (1 hour) Eat & Play	Break (1 hour) Eat & Play	Break (1 hour) Eat & Play	Break (1 hour) Eat & Play	Break (1 hour) Eat & Play
Session 3	Community Language	Creative Arts Art: To celebrate 100 days of learning, you are going to make a beautiful crown to wear. You will need: <ul style="list-style-type: none"> - Template (attached) - Coloured pencils/crayons - Scissors - Sticky tape/glue <ol style="list-style-type: none"> 1. Print off 'I am celebrating 100 days of school crown' 2. Colour/ decorate 	Personal Development and Health https://www.youtube.com/watch?v=UsISd1AMNYU How are you feeling today? Tell someone how you are feeling. Ask someone how they are feeling? Do they feel the same way that you do. Why or why not. If you were sad or upset, what types of things	Physical Education Today is our sport day! Try some of these activities from the 'Got Game' program: Balancing and Control Warm Up: https://www.loom.com/share/dec54492aa0d43cd93f8cf37e2a57ce8 Balance Bingo: https://www.loom.com/share/6f70ddc0f5234587b39aa04c59dca87e	Creative Arts Music/Singing: Listen and sing along to the following songs. Have fun! Baa Baa Black Sheep: https://www.youtube.com/watch?v=CRHvTTOR8Ns Mary Had a Little Lamb https://www.youtube.com/watch?v=aTrtKikAW6E Art: Click on the link and complete the drawing of a sheep:

Monday 26.07.21	Tuesday 27.07.21	Wednesday 28.07.21	Thursday 29.07.21	Friday 30.07.21
		<p>your crown using coloured pencils or any art materials you have around the house</p> <ol style="list-style-type: none"> 3. Carefully cut out your crown – if you need help, make sure to ask an adult 4. Measure your head and paste your crown together 5. Take a picture wearing your crown and post it on Seesaw 	<p>could you do to change how you feel? (talk to a friend, breathing, dance, yoga, exercise, readings etc)</p> <p>Join in yoga with Simon from 'Got Games'. https://www.youtube.com/watch?v=TO3Pmpmmevs</p>	<p>https://www.youtube.com/watch?v=rAgBdvTMjvq</p> <p>(You can add some cotton balls to your sheep for his woolly coat).</p>



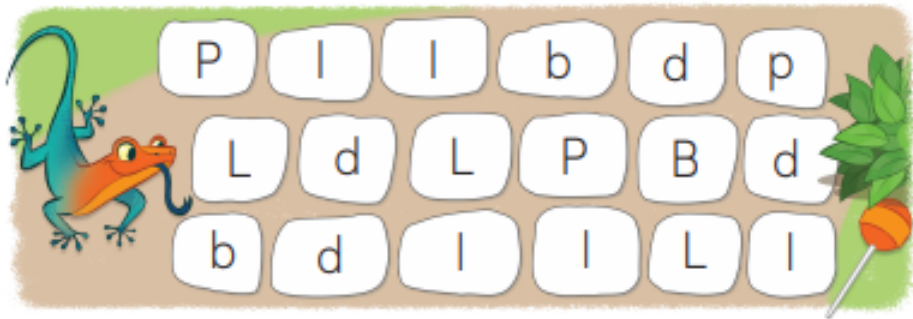
1 Colour the letter for  in each List Word.

lid log leg let

2 Draw a bow on the lollipop stick for each sound you hear in the picture name. The first one is done for you.




3 Colour the shapes with **l** or **L** on them to lead the lizard to the lollipop.



4 Write a List Word to match each picture.



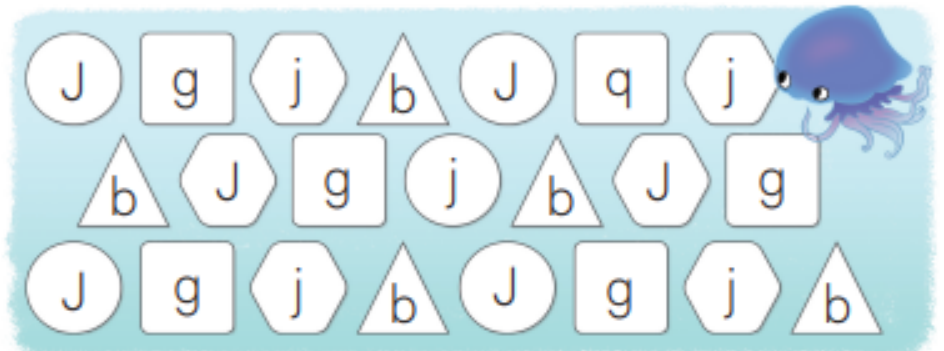
1 Colour the letter for  in each List Word.

jet jog jug

2 Draw a tentacle on the jellyfish for each sound you hear in the picture name.



3 Colour the shapes with **j** or **J** on them orange. Colour all the other shapes purple.






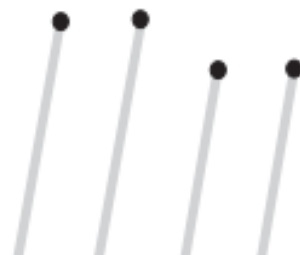
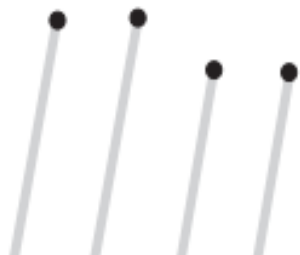
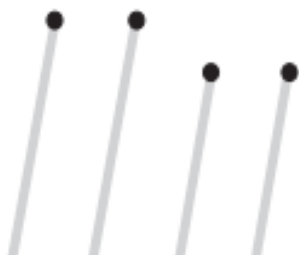
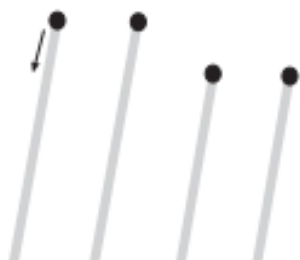



4 Write a List Word to match each picture.



BLM HW19 (NSW) 

☆ Trace the patterns and letters using the starting points.





I'm celebrating

1000


days of
school!

I'm Celebrating 100 Days Crown Directions

Print the crowns on thick paper or card stock. To assemble each crown, cut around the outside of the top portion and cut out the strip along the bottom.



Attach the strip to the crown section.



100 Dots on Spot

Students need to give Spot, the official 100th day Dalmation dog mascot, exactly 100 spots using either a bingo dabber, a Q-Tip dipped in paint, their finger dipped in paint, or markers/crayons.

