

Framework for Learning from Home – Kindergarten




Languages - Term 3 Weeks 3-4

Education Week 26th – 30th Theme: Lifelong Learners

2021年7月26-30日 教育周主题：学无止尽

Please find **your language class** below and choose **ONE task** to complete each week. You will need help from a parent/carer. Show each completed task to your parents so they can check it.

请在下面找到您的语言老师班，并选择每周完成一项任务。您或许需要父母/照顾者的帮助将完成的作业上传到 Seesaw.

Tasks	
<p>Chinese Community Language</p> 	<p>1. Our focus word is “白”, English meaning is “white”. Pinyin is ‘bái’.</p> <p>Practice writing Hanzi 白 (white), make sure to follow the correct stroke order. 按照笔画顺序练习写字</p> <div style="text-align: center;">  </div> <div style="text-align: center;"> <p>bái ‘ 一 白 白 白</p>  </div> <p>Task 任务: 用彩色笔写一遍“白”字，一种颜色代表一笔画（看图例）。然后再抄写五遍“白”字，把你的作业上传到 Seesaw.</p> <p>Write "白" once with a colour pencil. One colour represents one stroke (see the sample). Then copy the word "白" five times and upload your work to Seesaw.</p> <p>2. Sing the song with the video 彩虹儿歌, then draw a rainbow and label your rainbow (colour) in</p>

Tasks

Chinese. Upload your drawing to Seesaw.

<https://www.youtube.com/watch?v=Dvh3GESGLwo>


qǐng gēnzhe shìpín yìqǐ chàng ránhòu chàng gěi jiārén tīng huà yí dào cǎihóng xiěchū cǎihóng de yánsè bǎ nǐ de huà shàngchuán
 请跟着视频一起唱，然后唱给家人听。画一道彩虹，写出彩虹的颜色。把你的画上传
 dào Seesaw.

Colour Hanzi 颜色: yán sè hóng sè huáng sè lán sè lǜ sè chéng sè zǐ sè
 颜色: 红色, 黄色, 蓝色, 绿色, 橙色, 紫色


Chinese LOTE



1. Look at the pictures below and practice the Chinese hand gestures for numbers 1-10.



yī 一 (1) èr 二 (2) sān 三 (3) sì 四 (4) wǔ 五 (5)



liù 六 (6) qī 七 (7) bā 八 (8) jiǔ 九 (9) shí 十 (10)

2. Practise writing the following Chinese numbers. You can print this out or just write on a piece of paper, take a photo and upload in Seesaw.

Tasks

—	—								
二	一	二							
三	一	二	三						
四	一	二	三	四					
五	一	二	三	四	五				


Arabic Community Language



1. Worksheets

You need to copy each word and colour in the images.

Sisters Arabic




دجاجة
Chicken

Copy the Arabic word here:

www.sisters-arabic.com

Sisters Arabic




خروف
Sheep

Copy the Arabic word here:

www.sisters-arabic.com

Sisters Arabic

*Lets learn and color :



بقرة
Cow

Copy the Arabic word here:

www.sisters-arabic.com

Quizlet

Quizlet Interactive Learning: <https://quizlet.com/143831028/arabic-alphabet-flash-cards/>

You need to use the Quizlet to help you learn as many Arabic letters as possible. You can look at the flashcards, practice writing, listen to the sounds etc.