


Framework for Learning from Home – Year 1 T3 Wk2

一年级在家学习大纲 - 第三学期 第二周

You will need help from a parent/carer. Show each completed activity to your parents so they can check it and/or help you post it on Seesaw.

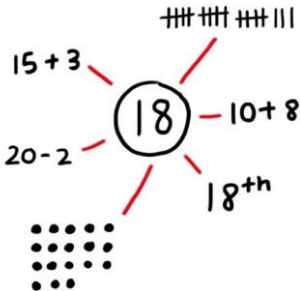
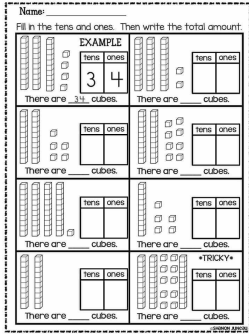
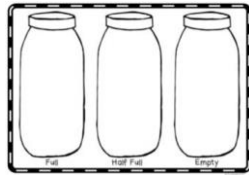
你需要家长的帮助。向家长汇报每个完成的活动，以便他们检查并帮你将其交到 Seesaw 上


	Monday 星期一	Tuesday 星期二	Wednesday 星期三	Thursday 星期四	Friday 星期五
Task 任务	Are you ready to learn today? 准备好学习了吗?	Give your family a big cuddle today. 给家人一个大大的拥抱	Can you help fold your clothes? 你可以叠好自己的衣服吗?	Can you help set the dinner table tonight? 你能帮忙摆好今晚晚餐的碗筷吗?	Help an adult wash the dishes after dinner. 帮家人洗碗
Session 1 第一节	English 英文 <u>Sound Waves</u> Go to <u>Unit 20</u> on www.soundwaveskids.com.au This week's sounds are "p, pp" and "r, rr". Click on the <i>Sound Info Kit</i> . Listen to the chant and do the actions. Click on <i>List Words</i> , read your "p, pp" words and write them on a piece of paper. Explore the sound further	English 英文 <u>Sound Waves</u> Practise your "r, rr" List Words by writing a sentence for each word using adjectives, verbs and adverbs. Explore the sound and play the <i>Grapheme Sort</i> game on www.soundwaveskids.com.au 练习"r""rr"单词，用每个单词造个句子。每个句子	English 英文 <u>Sound Waves</u> Practise writing your "p, pp" and "r, rr" List Words in alphabetical order. Explore the sound and play the <i>List Words Beginnings and Endings</i> game on www.soundwaveskids.com.au 练练"p, pp" 和 "r, rr"单词，按字母顺序写写单	English 英文 <u>Sound Waves</u>	English 英文 <u>Sound Waves</u>

Monday 星期一	Tuesday 星期二	Wednesday 星期三	Thursday 星期四	Friday 星期五
<p>by clicking on the <i>Segmenting Tool</i>. Use this tool to work out how many sounds there are in each word.</p> <p>链接进入第二十单元 www.soundwaveskids.com.au 本周学的是“p”“pp”和“r, rr”的发音。单击 <i>Sound Info Kit</i>, 听儿歌, 做动作。</p> <p>单击 <i>List Words</i>, 读读“p”“pp”字, 并写下来。</p> <p>单击 <i>Segmenting Tool</i> 可以学到更多有关“p”“pp”的知识。还可以发现每个单词中能听到几个音。</p> <p>Reading 阅读</p> <p>Listen to the story <i>Magic Beach</i> by Alison Lester https://www.youtube.com/watch?v=1hC27pfH8Fw</p> <p>Before reading, what do you already know about the beach?</p>	<p>要求有动词, 形容词和副词。</p> <p>学学“r” “rr”发音, 并玩玩 <i>Grapheme Sort</i> 游戏。</p> <p>Reading 阅读</p> <p>Listen to the story <i>Night Monkey, Day Monkey</i> by Lucy Richards https://www.youtube.com/watch?v=ICxLOO9pu a0</p> <p>After reading the story, think of words to describe both monkeys.</p> <p>or</p> <p>choose a <i>fictional</i> book to read aloud with a parent/carer. Before reading the book, talk about what you think is going to happen by looking at the pictures.</p> <p>链接听故事:</p> <p><i>Night Monkey, Day Monkey</i> by Lucy Richards https://www.youtube.com/watch?v=ICxLOO9pu</p>	<p>词。</p> <p>练练发音, 并玩玩 <i>List Words Beginnings and Endings</i> 游戏。</p> <p>Reading 阅读</p> <p>Choose a <i>non-fictional</i> book to read aloud with a parent/carer.</p> <p>Before reading, what do you already know about the topic?</p> <p>Read the book aloud together. Answer these questions.</p> <ul style="list-style-type: none"> What was this book about? What are three facts you have learnt from reading it? <p>选择一本非故事类的书, 和家长一起大声朗读。在阅读前, 你对这个主题有多少了解了?</p> <p>一起大声朗读这本书, 回答以下问题:</p> <ul style="list-style-type: none"> 这本书是关于什 	<p>Complete the “p, pp” Student Activity page by going to the Sound Waves website and clicking ‘Student Activity Pages’ or using the tools on Seesaw.</p>  <p>Explore the sound and play the <i>Unjumbler</i> game on www.soundwaveskids.com.au</p> <p>在 Sound Waves 网站, 点开“学生活动页面” (‘Student Activity Pages’) 完成“p, pp”作业 (见附页)</p> <p>练练发音, 并玩玩 <i>Unjumbler</i> 游戏。</p> <p>Reading 阅读</p> <p>Listen to the story <i>Koala Lou</i> by Mem Fox</p>	<p>Complete the “r, rr” Student Activity page by going to the Sound Waves website and clicking ‘Student Activity Pages’ or using the tools on Seesaw.</p>  <p>Explore the sound and play the <i>Grapheme Trek</i> game on www.soundwaveskids.com.au</p> <p>在 Sound Waves 网站, 点开“学生活动页面” (‘Student Activity Pages’) 完成“r, rr”作业 (见附页)</p> <p>练练发音, 并玩玩 <i>Grapheme Trek</i> 游戏。</p> <p>Reading 阅读</p> <p>Choose a <i>non-fictional</i></p>

Monday 星期一	Tuesday 星期二	Wednesday 星期三	Thursday 星期四	Friday 星期五
<p>or</p> <p>Choose a <i>fictional</i> book to read aloud with a parent/carer and answer these questions.</p> <ul style="list-style-type: none"> What was this book about? Who was your favourite character and why? <p>链接听故事 https://www.youtube.com/watch?v=1hC27pfH8Fw</p> <p><i>Magic Beach</i> by Alison Lester</p> <p>听故事前，讲讲你对海滩有多少了解？</p> <p>或</p> <p>选择一本故事书，与家长一起大声朗读，并回答以下问题</p> <ul style="list-style-type: none"> 这本书是关于什么的？ 你最喜欢哪个人物？为什么？ <p>Writing 写作</p>	<p>a0</p> <p>听完故事，描述两只猴子。</p> <p>或</p> <p>选择一本故事书，与家长一起大声朗读，在开始读书前，你是否根据插图讲会发生什么？</p> <p>Writing 写作</p> <p>Look out of your window and describe what you can see in the <u>morning</u>. What do you notice about the shadows? What do you notice about the colour of the sky? Can you see the sun? Write a sentence using adjectives to describe what you can see.</p>  <p>看看窗外，描述一下清晨能看到什么。你注意到阴</p>	<p>么的？</p> <ul style="list-style-type: none"> 从阅读中学到了哪三个事实？ <p>Writing 写作</p> <p>Think of a friend that you like to play with at school. Draw a picture of you and your friend. Write in a speech bubble what you would say to each other.</p>  <p>想想你在学校喜欢和谁在一起玩。画一张你和你朋友在一起的画。把你想要对对方说的话写在语框里。</p>	<p>https://youtu.be/0t-grK7m8k0</p> <p>or</p> <p>Choose a <i>fictional</i> book to read aloud with a parent/carer. Before reading the book, talk about what you think is going to happen by looking at the pictures.</p> <p>After reading the story, retell what happened at the beginning, middle and end. Did you guess the story correctly?</p> <p>链接听故事： <i>Koala Lou</i> by Mem Fox https://youtu.be/0t-grK7m8k0</p> <p>选择一本非故事类的书，和家长一起大声朗读。在读这本书之前，先看看图片，谈谈你认为会发生什么。</p> <p>读完故事后，复述故事的开头、中间和结尾。你猜对故事了吗？</p> <p>Writing 写作</p>	<p>book to read aloud with a parent/carer. Read it aloud together.</p> <ul style="list-style-type: none"> How does the title describe the content of the book? Was the title a good one for this book? Why or why not? <p>选择一本非故事类的书，和家长一起大声朗读。</p> <ul style="list-style-type: none"> 书名与内容相符吗？ 书名选的是否得当？说出理由。 <p>Writing 写作</p> <p>Fold a piece of paper in half and make a card for your teacher. Write two things you would like your teacher to know. Here is an example of how you can write it.</p> <p>将一张纸对折，为老师</p>

Monday 星期一		Tuesday 星期二		Wednesday 星期三		Thursday 星期四		Friday 星期五	
	<p>Imagine you went to the beach with your family. In your workbook or on a piece of paper, write an imaginative recount about what you would see and what you would do there. Try and include who, when, where, why and what. Don't forget to use your sentence starters, First, Then and Finally to make your writing sound more interesting.</p> <p>•想象你和家人去海滩。写一篇富有想象力的叙述文，你会看到什么，你会在那里做什么？文章要包括谁，何时，在哪里，为什么，什么。别忘了句子开头用：首先，然后，最后，让你的写作更有趣。</p>	<p>影了吗？你注意到天空的颜色了吗？你能看见太阳吗？用形容词写一个句子来描述你看到的東西。</p>				<p>Imagine a koala just walked past your bedroom! Write a Sizzling sentence. Start your sentence with onomatopoeia, such as GRUNT! MUNCH!. Try to be mysterious. Do not tell us that it is a koala but show us! For example, Scritch! Scratch! A flash of grey and white fur waddled past my door.</p> <p>想象一下一只考拉刚从你的卧室走过！用拟声词开始你的句子，比如：GRUNT! MUNCH!.. 试着保持神秘。别告诉我们那是考拉，要描写。例如，Scritch! Scratch! A flash of grey and white fur waddled past my door.</p> <p>发挥你的想象力！！</p>	<p>制作一张卡片。写两件你想让老师知道的事。下面是一个你如何写的例子。</p> <p>Dear _____</p> <p>_____</p> <p>_____</p> <p>From _____</p>		
Break 休息	<p>Break (30mins)</p> <p>Eat and Play</p> <p>休息三十分钟，吃玩玩</p>	<p>Break (30mins)</p> <p>Eat and Play</p> <p>休息三十分钟，吃玩玩</p>	<p>Break (30mins)</p> <p>Eat and Play</p> <p>休息三十分钟，吃玩玩</p>	<p>Break (30mins)</p> <p>Eat and Play</p> <p>休息三十分钟，吃玩玩</p>	<p>Break (30mins)</p> <p>Eat and Play</p> <p>休息三十分钟，吃玩玩</p>	<p>Break (30mins)</p> <p>Eat and Play</p> <p>休息三十分钟，吃玩玩</p>	<p>Break (30mins)</p> <p>Eat and Play</p> <p>休息三十分钟，吃玩玩</p>	<p>Break (30mins)</p> <p>Eat and Play</p> <p>休息三十分钟，吃玩玩</p>	<p>Break (30mins)</p> <p>Eat and Play</p> <p>休息三十分钟，吃玩玩</p>

	Monday 星期一	Tuesday 星期二	Wednesday 星期三	Thursday 星期四	Friday 星期五
Session 2 第二节	Mathematics 数学 Number Talk 数字 <p>Choose a one-, two- or three-digit number and show it in different ways in your workbook, on a piece of paper or using the tools on Seesaw. For example, number 18:</p>  <p>选择一个一位数，两位数或三位数的数字并以不同的方式呈现出来。例如，数字 18：（请看老师的举例）</p> <p>Play some games on 在此</p>	Mathematics 数学 Whole Number: Place Value <p>Watch this video on Place Value: 点此链接看录像 https://www.youtube.com/watch?v=1F3AycEDksY (Youtube: Place Value First Grade - Tens and Ones)</p> <p>Fold your page in half and on the left side write 'Tens' and on the right side write 'Ones'. Using the numbers below, place each number in the correct Tens and Ones column.</p> <p>将页面对折，左侧写“十”，右侧写“一”。使用下面的数字，将每个数字放在正确的“十位数和一位数”列中。</p> <p>For example 如:</p>	Mathematics 数学 Whole Number: Place Value <p>Watch this video on Place Value: 点此链接看录像 https://www.youtube.com/watch?v=dHu5TFxPt_k (Place Value for Kids: Ones and Tens - Place Value Blocks Math for 1st Grade Kids Academy)</p> <p>Complete the activity sheet on Seesaw. (Also at the bottom of this framework) 完成以下作业</p> 	Mathematics 数学 Volume and Capacity <p>Watch this video on Volume and Capacity: 点此链接看录像 https://www.youtube.com/watch?v=XvLL27VqFbo (Youtube: Capacity and Volume for Kids Measurement Basics of Capacity Grade 1 Kindergarten)</p> <p>Look around your house for a few different sized containers. Which container do you think fills the most water? Which container fills the least water?</p> <p>Put them in order from the container that fills the most to the container that fills the least and upload a picture to Seesaw.</p> <p>在家里找几个大小不同的容器。你认为哪个容器装的水最多？哪个容器装的</p>	Mathematics 数学 Volume and Capacity <p>Watch this video on Volume and Capacity: 点此链接看录像 https://www.youtube.com/watch?v=8B6a9O2rZ88 (Youtube: Volume and Capacity- Year 1)</p> <p>Complete the activity sheet attached to show a jar that is full, half full and empty. You may want to use the editing tool on Seesaw or you can draw the three jars in your workbook and take a photo of your work. Try and be creative. You may want to use different resources to fill the jars, such as rice, pasta, buttons, etc.</p> 

Monday 星期一	Tuesday 星期二	Wednesday 星期三	Thursday 星期四	Friday 星期五
<p>链接玩数学游戏 www.imathskids.com.au</p> <p>Password: down064</p> <p>密码是: down064</p> <p>PDHPE 德育体育</p> <p>Starting from a certain spot. Put your feet together, bend your knees and jump forward. Mark where you landed. Jump again to see if you can jump further. Ask other family members to join you and see who can jump the furthest!</p> <p>从某一点开始。把你的脚并拢, 弯曲你的膝盖, 向前跳。在你落下的地方做标记。再跳一次, 看看你是否可以跳得更远。请其他家庭成员和你跳, 看看谁跳得最远!</p>	 <p>Extension: Add a 'Hundreds' column and place the following numbers correctly.</p> <p>拓展练习: 添加“百位数”列。</p> <ul style="list-style-type: none"> • 456 • 709 • 860 • 972 • 305 • 37 <p>Optional: Play some games on 在此链接玩数学游戏 www.imathskids.com.au</p> <p>Password: down064</p> <p>密码是: down064</p>	<p>Optional: Play some of the games on 在此链接玩数学游戏 www.imathskids.com.au</p> <p>Password: down064</p> <p>密码是: down064</p> <p>PDHPE 德育体育</p> <p>Put your favourite song on and do</p> <ul style="list-style-type: none"> -10 pencil jumps -10 half turns -10 hops -10 of your choice <p>Repeat!</p> <p>打开你最喜欢的歌, 做</p> <ul style="list-style-type: none"> -10 下 上下 跳 -10 下 星跳 -10 下 单脚跳 -10 下 自选动作 <p>重复!</p>	<p>水最少?</p> <p>按装得最满的容器到装得最少的容器顺序排列, 然后把你的作业上传到 Seesaw。</p> <p>PDHPE 德育体育</p> <p>Watch a Just Dance video and follow the fun movements on https://www.youtube.com/channel/UCIjW4BWKLqpojTrS_tX0mq</p> <p>or choose a song and make up your own dance moves.</p> <p>看链接跟着跳。或自选歌曲自创舞步。</p>	<p>完成附图活动, 把一个罐子装满、一个罐子装半满, 第三个是空罐子。发挥你的想象力, 你可以用不同的东西填充罐子, 如大米、意大利面、纽扣等。然后把你的作业上传到 Seesaw。</p> <p>PDHPE 德育体育</p> <p>Ask as many family members as you can to join you in a jumping race. Decide where you will start and finish. Who is the fastest person in your family?</p> <p>邀请全家和你一起来一次跑跳比赛, 看看谁最快?</p>

Monday 星期一		Tuesday 星期二	Wednesday 星期三	Thursday 星期四	Friday 星期五
		PDHPE 德育体育 Watch a Cosmic Kids Yoga video and follow the fun movements on www.youtube.com/user/CosmicKidsYoga or make up your own Yoga moves listening to music. 观看 Cosmic Kids Yoga 儿童瑜伽视频，跟着一起做 www.youtube.com/user/CosmicKidsYoga 或听一些轻松的音乐，自创瑜伽动作。			
Break 休息	Break (1 hour) 休息一小时，吃吃玩玩 Eat and Play	Break (1 hour) 休息一小时，吃吃玩玩 Eat and Play	Break (1 hour) 休息一小时，吃吃玩玩 Eat and Play	Break (1 hour) 休息一小时，吃吃玩玩 Eat and Play	Break (1 hour) 休息一小时，吃吃玩玩 Eat and Play
Session 3 第三节	Community Language 社区语言 Complete an activity from the Community Language framework on Seesaw. 社区语言	Science & Technology 科学 <u>Earth and Space</u> Look out of your window again to see the sunset. What do you see? Describe the difference	Creative Arts 美育 <u>Drama 戏剧</u> Choose your favourite toys (blocks, dolls, doctor set) and use your imagination when playing. When using the	Geography 地理 <u>Weather and Seasons</u> Look out of your window and draw and label a picture of what you see. Write a sentence describing the weather outside today.	Activities 活动 Choose one of the activities to complete from the 'Some activities and ideas for home' sheet below. 从下面的“家庭活动”表中

Monday 星期一	Tuesday 星期二	Wednesday 星期三	Thursday 星期四	Friday 星期五
完成 Seesaw 上社区语言家庭学习大纲 中的活动。	<p>between what you saw in the morning to what you see now. Can you see shadows? What colour is the sky? If you can see the sun, what is happening to the sun? Share a video on Seesaw and describe the difference between the morning and now.</p> <p>Watch this video: 点此链接看视频</p> <p>'Night Time'</p> <p>https://www.youtube.com/watch?v=hWkKSkI3gkU</p> <p>看看窗外的日落。你看到了什么？描述一下你早上看到的和现在看到的之间的区别。你能看见影子吗？天空是什么颜色的？如果你能看到太阳，太阳怎么了？在 Seesaw 上分享一段视频，描述早晨和现在有什么不同。</p>	<p>blocks you may pretend you are a builder, when playing with the dolls you may be working in a childcare or when you are using the doctors set you may be a doctor. Get a family member to take a picture of you playing with your toys.</p> <p>选择你最喜欢的玩具（积木、洋娃娃、医生玩具）并在玩的时候发挥你的想象力。当你使用积木的时候，你可能会假装你是一个建设者；当你玩娃娃的时候，你可能是在托儿所工作；当你使用医生玩具时，你可能是一名医生。让家人拍张你玩玩具的照片。</p>	<p>Is it colder today than it was yesterday? What type of clothes are you wearing and why?</p> <p>看看窗外，画一张你看到的图片并标出你画的东西。写一句描述今天天气的句子。</p> <p>今天比昨天冷吗？你穿什么类型的衣服？为什么？</p> <p>Watch the video: 点此链接看视频</p> <p>https://www.youtube.com/watch?v=ID6KsSjoNOY</p> <p>List three activities that you could do at home on a rainy day.</p> <p>列出雨天你可以在家里做的三项活动。</p>	选择并完成一项活动。

pram	rock
press	ring
plan	rake
plane	read
spill	ride
speak	rode
kept	sorry
puppy	carry

“p, pp” Extension List Words

apple	price
happy	princess
people	prize
picture	puppet
planet	space
plant	spend
please	spider
popping	sport

“r, rr” Extension List Words

cherries	rocket
fry	rough
hurry	strawberry
marry	tomorrow
raining	worry
receive	write
remember	writing
river	wrong

Unit 20



p pp



pig



slipper



List Words

pram plan spill kept
press plane speak puppy

Letters

Words

1 **Underline** the letter or letters for **p pp** in each List Word. If any of these are not in the sound box, write them with a word example in the box above.

2 **Colour** the pig if you hear **p pp** in the picture name. **Write** a stroke below the pig for each sound in the picture name, like this: *shop /sh/o/p/ III*.



3 **Write** p, pp or P to finish the words. **Draw** the picture.

★ We usually write **p** for **p pp**. Sometimes we write **pp** in the middle of a word. **P** starts sentences and the names of people and places.

___am has a ___ig and a ___u___y.

4 **Write** the letters that are in the pigs to finish the words.

Write a word to match the clue.



___an ___ane

It can fly. _____



___am ___ess

push down _____



___ill ___eak

to talk _____



ke___ we___

did keep _____




r rr



robot



carrot



List Words

rock rake ride sorry
ring read rode carry

Letters

Words

1 **Underline** the letter or letters for **r rr** in each List Word. If any of these are not in the sound box, write them with a word example in the box above.

2 **Where** do you hear **r rr** in the picture name? **Colour** the robot **red** if it is **first** and **green** if it is **third**. **Finish** the words to match the pictures.



ro___ ch___rry ___ing ferr___ ra___e

3 **Write** r, rr or R to finish the words. **Draw** the picture.

★ We usually write **r** for **r rr**. Sometimes we write **rr** in the middle of a word. **R** starts sentences and the names of people and places.

___obby can ca___y the ___ock.

4 **Write** the letters that are in the robots to finish the words.

Write a word to match each clue.



___ock ___ide

go on a bike _____

___ead ___ode

look at a book _____



ca___y so___y

Bring it. _____

be___y hu___y

Be quick! _____

Name: _____

Fill in the tens and ones. Then write the total amount.

EXAMPLE			
tens	ones	tens	ones
3	4		
There are 34 cubes.		There are _____ cubes.	
There are _____ cubes.		There are _____ cubes.	
There are _____ cubes.		There are _____ cubes.	
There are _____ cubes.		*TRICKY* There are _____ cubes.	

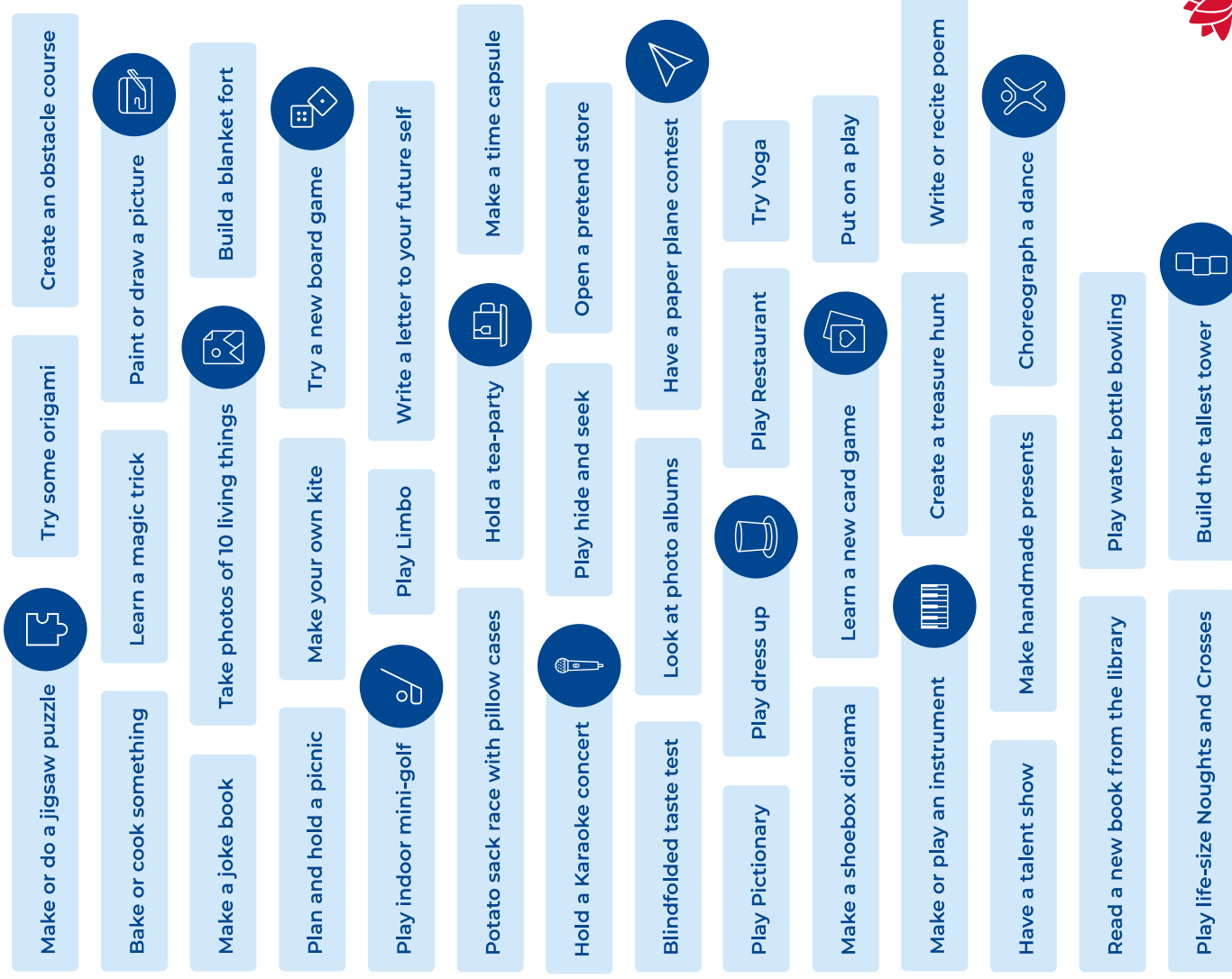
©SHANON JUNEAU

	Empty
	Half Full
	Full

© Mrs. Snowberry 2017



Some activities and ideas for home for parents of primary and early learners



education.nsw.gov.au

