



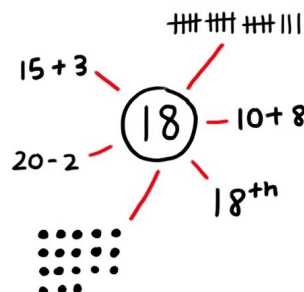
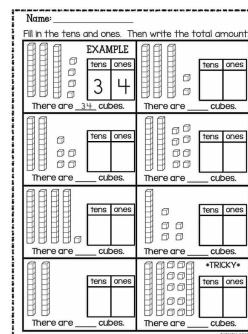
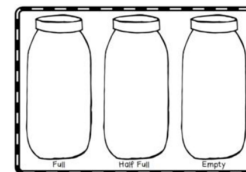


Framework for Learning from Home – Year 1 T3 Wk2

You will need help from a parent/carer. Show each completed activity to your parents so they can check it and/or help you post it on Seesaw.

	Monday	Tuesday	Wednesday	Thursday	Friday
Task	Are you ready to learn today?	Give your family a big cuddle today.	Can you help fold your clothes?	Can you help set the dinner table tonight?	Help an adult wash the dishes after dinner.
Session 1	<p>English</p> <p><u>Sound Waves</u></p> <p>Go to Unit 20 on www.soundwaveskids.com.au This week's sounds are "p, pp" and "r, rr". Click on the <i>Sound Info Kit</i>. Listen to the chant and do the actions.</p> <p>Click on <i>List Words</i>, read your "p, pp" words and write them on a piece of paper.</p> <p>Explore the sound further by clicking on the <i>Segmenting Tool</i>. Use this tool to work out how many sounds there are in each word.</p> <p><u>Reading</u></p> <p>Listen to the story <i>Magic Beach</i> by Alison Lester</p>	<p>English</p> <p><u>Sound Waves</u></p> <p>Practise your "r, rr" List Words by writing a sentence for each word using adjectives, verbs and adverbs.</p> <p>Explore the sound and play the <i>Grapheme Sort</i> game on www.soundwaveskids.com.au</p> <p><u>Reading</u></p> <p>Listen to the story <i>Night Monkey, Day Monkey</i> by Lucy Richards https://www.youtube.com/watch?v=ICxLOO9pu</p> <p>After reading the story, think of words to</p>	<p>English</p> <p><u>Sound Waves</u></p> <p>Practise writing your "p, pp" and "r, rr" List Words in alphabetical order.</p> <p>Explore the sound and play the <i>List Words Beginnings and Endings</i> game on www.soundwaveskids.com.au</p> <p><u>Reading</u></p> <p>Choose a <i>non-fictional</i> book to read aloud with a parent/carer.</p> <p>Before reading, what do you already know about the topic?</p> <p>Read the book aloud together. Answer these</p>	<p>English</p> <p><u>Sound Waves</u></p> <p>Complete the "p, pp" Student Activity page by going to the Sound Waves website and clicking 'Student Activity Pages' or using the tools on Seesaw.</p>  <p>Explore the sound and play the <i>Unjumbler</i> game on www.soundwaveskids.com.au</p> <p><u>Reading</u></p> <p>Listen to the story <i>Koala</i></p>	<p>English</p> <p><u>Sound Waves</u></p> <p>Complete the "r, rr" Student Activity page by going to the Sound Waves website and clicking 'Student Activity Pages' or using the tools on Seesaw.</p>  <p>Explore the sound and play the <i>Grapheme Trek</i> game on www.soundwaveskids.com.au</p> <p><u>Reading</u></p> <p>Choose a <i>non-fictional</i></p>

Monday	Tuesday	Wednesday	Thursday	Friday
<p>https://www.youtube.com/watch?v=1hC27pfH8Fw</p> <p>Before reading, what do you already know about the beach?</p> <p>or</p> <p>Choose a <i>fictional</i> book to read aloud with a parent/carer and answer these questions.</p> <ul style="list-style-type: none"> What was this book about? Who was your favourite character and why? <p><u>Writing</u></p> <p>Imagine you went to the beach with your family. In your workbook or on a piece of paper, write an imaginative recount about what you would see and what you would do there. Try and include who, when, where, why and what. Don't forget to use your sentence starters, First, Then and Finally to make your writing sound more interesting.</p>	<p>describe both monkeys.</p> <p>or</p> <p>choose a <i>fictional</i> book to read aloud with a parent/carer. Before reading the book, talk about what you think is going to happen by looking at the pictures.</p> <p><u>Writing</u></p> <p>Look out of your window and describe what you can see in the <u>morning</u>. What do you notice about the shadows? What do you notice about the colour of the sky? Can you see the sun? Write a sentence using adjectives to describe what you can see.</p> 	<p>questions.</p> <ul style="list-style-type: none"> What was this book about? What are three facts you have learnt from reading it? <p><u>Writing</u></p> <p>Think of a friend that you like to play with at school. Draw a picture of you and your friend. Write in a speech bubble what you would say to each other.</p> 	<p><i>Lou</i> by Mem Fox</p> <p>https://youtu.be/0t-grK7m8k0</p> <p>or</p> <p>Choose a <i>fictional</i> book to read aloud with a parent/carer. Before reading the book, talk about what you think is going to happen by looking at the pictures.</p> <p>After reading the story, retell what happened at the beginning, middle and end. Did you guess the story correctly?</p> <p><u>Writing</u></p> <p>Imagine a koala just walked past your bedroom! Write a Sizzling sentence. Start your sentence with onomatopoeia, such as GRUNT! MUNCH!. Try to be mysterious. Do not tell us that it is a koala but show us! For example, Scritch! Scratch! A flash of grey and white fur waddled past my door.</p>	<p>book to read aloud with a parent/carer. Read it aloud together.</p> <ul style="list-style-type: none"> How does the title describe the content of the book? Was the title a good one for this book? Why or why not? <p><u>Writing</u></p> <p>Fold a piece of paper in half and make a card for your teacher. Write two things you would like your teacher to know. Here is an example of how you can write it.</p> <p>Dear _____</p> <p>_____</p> <p>_____</p> <p>_____</p> <p>From _____</p>

Monday		Tuesday		Wednesday		Thursday		Friday															
Break	Break (30mins) Eat and Play	Break (30mins) Eat and Play	Break (30mins) Eat and Play	Break (30mins) Eat and Play	Break (30mins) Eat and Play	Break (30mins) Eat and Play	Break (30mins) Eat and Play	Break (30mins) Eat and Play	Break (30mins) Eat and Play														
Session 2	<p>Mathematics</p> <p>Number Talk</p> <p>Choose a one-, two- or three-digit number and show it in different ways in your workbook, on a piece of paper or using the tools on Seesaw. For example, number 18:</p> <div></div> <p>Play some games on www.imathskids.com.au</p> <p>Password: down064</p>	<p>Mathematics</p> <p>Whole Number: Place Value</p> <p>Watch this video on Place Value: https://www.youtube.com/watch?v=1F3AycEDksY (Youtube: Place Value First Grade - Tens and Ones)</p> <p>Fold your page in half and on the left side write 'Tens' and on the right side write 'Ones'. Using the numbers below, place each number in the correct Tens and Ones column.</p> <p>For example:</p> <table><tr><th>Tens</th><th>Ones</th></tr><tr><td></td><td></td></tr><tr><td></td><td></td></tr><tr><td></td><td></td></tr><tr><td></td><td></td></tr><tr><td></td><td></td></tr><tr><td></td><td></td></tr><tr><td></td><td></td></tr><tr><td></td><td></td></tr></table> <ul style="list-style-type: none">• 8• 12• 37• 56• 70• 89	Tens	Ones																	<p>Mathematics</p> <p>Whole Number: Place Value</p> <p>Watch this video on Place Value: https://www.youtube.com/watch?v=dHu5TFxPt_k (Place Value for Kids: Ones and Tens - Place Value Blocks Math for 1st Grade Kids Academy)</p> <p>Complete the activity sheet on Seesaw. (Also at the bottom of this framework)</p> <div></div>	<p>Mathematics</p> <p>Volume and Capacity</p> <p>Watch this video on Volume and Capacity: https://www.youtube.com/watch?v=XvLL27VqFbo (Youtube: Capacity and Volume for Kids Measurement Basics of Capacity Grade 1 Kindergarten)</p> <p>Look around your house for a few different sized containers. Which container do you think fills the most water? Which container fills the least water?</p> <p>Put them in order from the container that fills the most to the container that fills the least and upload a picture to Seesaw.</p>	<p>Mathematics</p> <p>Volume and Capacity</p> <p>Watch this video on Volume and Capacity: https://www.youtube.com/watch?v=8B6a9O2rZ88 (Youtube: Volume and Capacity- Year 1)</p> <p>Complete the activity sheet attached to show a jar that is full, half full and empty. You may want to use the editing tool on Seesaw or you can draw the three jars in your workbook and take a photo of your work. Try and be creative. You may want to use different resources to fill the jars, such as rice, pasta, buttons, etc.</p> <div></div>
Tens	Ones																						

Monday	Tuesday	Wednesday	Thursday	Friday
	<p>Extension: Add a 'Hundreds' column and place the following numbers correctly.</p> <ul style="list-style-type: none"> • 456 • 709 • 860 • 972 • 305 • 37 <p>Optional: Play some games on www.imathskids.com.au Password: down064</p> <p>PDHPE Starting from a certain spot. Put your feet together, bend your knees and jump forward. Mark where you landed. Jump again to see if you can jump further. Ask other family members to join you and see who can jump the furthest!</p>	<p>Optional: Play some of the games on www.imathskids.com.au Password: down064</p> <p>PDHPE Put your favourite song on and do</p> <ul style="list-style-type: none"> -10 pencil jumps -10 half turns -10 hops -10 of your choice <p>Repeat!</p>	<p>PDHPE Watch a Just Dance video and follow the fun movements on https://www.youtube.com/channel/UCIjW4BWKLqpojTrS_tX0mg or choose a song and make up your own dance moves.</p>	<p>PDHPE Ask as many family members as you can to join you in a jumping race. Decide where you will start and finish. Who is the fastest person in your family?</p>
Break	Break (1 hour) Eat and Play	Break (1 hour) Eat and Play	Break (1 hour) Eat and Play	Break (1 hour) Eat and Play

	Monday	Tuesday	Wednesday	Thursday	Friday
Session 3	Community Language Complete an activity from the Community Language framework on Seesaw.	Science & Technology <u>Earth and Space</u> Look out of your window again to see the sunset. What do you see? Describe the difference between what you saw in the morning to what you see now. Can you see shadows? What colour is the sky? If you can see the sun, what is happening to the sun? Share a video on Seesaw and describe the difference between the morning and now. Watch this video: 'Night Time' https://www.youtube.com/watch?v=hWkKSkI3gkU	Creative Arts <u>Drama</u> Choose your favourite toys (blocks, dolls, doctor set) and use your imagination when playing. When using the blocks you may pretend you are a builder, when playing with the dolls you may be working in a childcare or when you are using the doctors set you may be a doctor. Get a family member to take a picture of you playing with your toys.	Geography <u>Weather and Seasons</u> Look out of your window and draw and label a picture of what you see. Write a sentence describing the weather outside today. Is it colder today than it was yesterday? What type of clothes are you wearing and why? Watch the video: https://www.youtube.com/watch?v=ID6KsSjoNOY List three activities that you could do at home on a rainy day.	Activities Choose one of the activities to complete from the 'Some activities and ideas for home' sheet below.

pram	rock
press	ring
plan	rake
plane	read
spill	ride
speak	rode
kept	sorry
puppy	carry

“p, pp” Extension List Words

apple	price
happy	princess
people	prize
picture	puppet
planet	space
plant	spend
please	spider
popping	sport

“r, rr” Extension List Words

cherries	rocket
fry	rough
hurry	strawberry
marry	tomorrow
raining	worry
receive	write
remember	writing
river	wrong

Unit 20



p pp



pig



slipper



List Words

pram plan spill kept
press plane speak puppy

Letters

Words

1 Underline the letter or letters for p pp in each List Word. If any of these are not in the sound box, write them with a word example in the box above.

2 Colour the pig if you hear p pp in the picture name. Write a stroke below the pig for each sound in the picture name, like this: shop /sh/o/p/ III.



3 Write p, pp or P to finish the words. Draw the picture.

★ We usually write p for p pp. Sometimes we write pp in the middle of a word. P starts sentences and the names of people and places.

___am has a ___ig and a ___u___y.

4 Write the letters that are in the pigs to finish the words.

Write a word to match the clue.



___an ___ane

It can fly. _____



___am ___ess

push down _____



___ill ___eak

to talk _____



ke___ we___

did keep _____




r rr



robot



carrot



List Words

rock rake ride sorry
ring read rode carry

Letters

Words

1 Underline the letter or letters for r rr in each List Word. If any of these are not in the sound box, write them with a word example in the box above.

2 Where do you hear r rr in the picture name? Colour the robot red if it is first and green if it is third. Finish the words to match the pictures.



ro___ ch___rry ___ing ferr___ ra___e

3 Write r, rr or R to finish the words. Draw the picture.

★ We usually write r for r rr. Sometimes we write rr in the middle of a word. R starts sentences and the names of people and places.

___obby can ca___y the ___ock.

4 Write the letters that are in the robots to finish the words.

Write a word to match each clue.



___ock ___ide

go on a bike _____

___ead ___ode

look at a book _____



ca___y so___y

Bring it. _____

be___y hu___y

Be quick! _____

Name: _____

Fill in the tens and ones. Then write the total amount.

EXAMPLE			
tens	ones	tens	ones
3	4		
There are 34 cubes.		There are _____ cubes.	
There are _____ cubes.		There are _____ cubes.	
There are _____ cubes.		There are _____ cubes.	
There are _____ cubes.		There are _____ cubes.	
There are _____ cubes.		There are _____ cubes.	

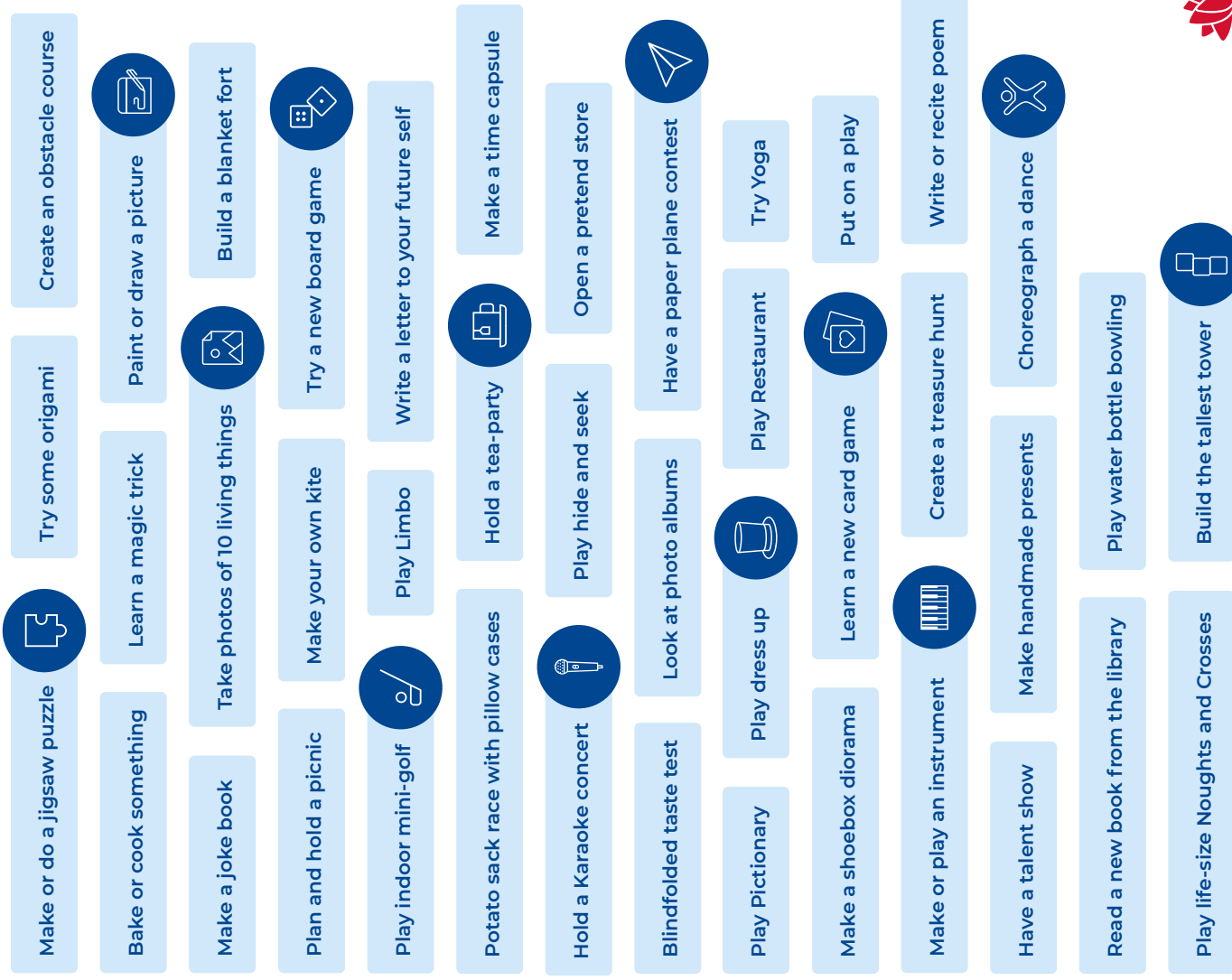
©SHANON JUNEAU

	Empty
	Half Full
	Full

© Mrs. Snowberry 2017



Some activities and ideas for home for parents of primary and early learners



education.nsw.gov.au