



Framework for Learning from Home – ES1 term 3 Wk 2

You will need help from a parent/carer. Show each completed activity to your parents so they can check it.

	Monday	Tuesday	Wednesday	Thursday	Friday
Task	Have you eaten a healthy breakfast this morning?	Have you brushed your teeth today?	Can you tidy your room?	Have you washed your face and hands, and brushed your hair today?	Can you help a family member today?
Morning	<p>Morning Routine</p> <p>Sing the 'Days of the Week' song https://www.youtube.com/watch?v=8GKmCQOy88Y</p> <p>What day is it today? What day is it tomorrow? What day was it yesterday?</p> <p>English</p> <p>Your focus fox words are: run, Mum, bed, big, on, in, under</p>	<p>Morning Routine</p> <p>Sing the 'Australian Seasons' song https://www.youtube.com/watch?v=TotB6fCAgGg</p> <p>What season are we in? What is the weather like in this season?</p> <p>English</p> <p>Your focus fox words are: run, Mum, bed, big, on, in, under</p>	<p>Morning Routine</p> <p>Sing the 'Days of the Week' song https://www.youtube.com/watch?v=mXMofxtDPUQ</p> <p>What is today's date? Write the date by including the day, the date, the month and the year.</p> <p>Eg. Today is Wednesday, 21st July, 2021.</p> <p>English</p>	<p>Morning Routine</p> <p>Sing the 'Months of the Year' song https://www.youtube.com/watch?v=5enDRrWyXaw&list=PLqv4y60m_3BsDssdzvrCueiho5Tc-1j8</p> <p>What month are we in? What month comes next? What month was before?</p> <p>English</p> <p>Your focus fox words are: run, Mum, bed,</p>	<p>Morning Routine</p> <p>Sing the 'Feelings' song https://www.youtube.com/watch?v=UsISd1AMNYU</p> <p>How are you feeling today? How is your parent or carer feeling?</p> <p>English</p> <p>Your focus fox words are: run, Mum, bed, big, on, in, under</p> <p>Ask a parent or carer to read your focus fox words aloud. Can you</p>

Monday	Tuesday	Wednesday	Thursday	Friday
<p>Write your focus fox words on paper or in a workbook.</p> <p>Choose 1 or 2 focus fox word and write them in a sentence. Remember to use a capital letter, a full stop and 1 adjective (describing word).</p> <p>E.g My mum has long brown hair.</p> <p>Listen to the story Rosie's Walk by Pat Hutchins. It has been posted onto Seesaw and is read by Mr Philpott.</p> <p>Tell your parent/carer about what happened in the beginning, middle and end of the story.</p> <p>Draw a picture of Rosie and tell write your favourite part of the story</p> <p>E.g I liked it when _____ because _____.</p> <p>Soundwaves</p> <p>Today's sound is 'u'.</p>	<p>Rainbow write your focus fox words. Draw a picture to match each word.</p> <p>Listen to the YouTube video on chickens https://www.youtube.com/watch?v=wYKJkHcaMzE</p> <p>Write a sentence or two explaining what a chicken looks like. Don't forget to use adjectives.</p> <p>E.g A chicken is a small bird. It has a small sharp beak and two little eyes.</p> <p>Draw a picture to match your sentence.</p> <p>Soundwaves</p> <p>Today's sound is 'u'.</p> <p>Explore some sounds or play some sound games on Soundwaves Kids</p>	<p>Your focus fox words are: run, Mum, bed, big, on, in, under</p> <p>Read your focus fox words. Use scissors to cut out letters from old magazines, newspapers or brochures and see if you can make a focus fox word. Glue them in a workbook and share them on Seesaw!</p> <p>Listen to the YouTube video on chickens https://www.youtube.com/watch?v=wYKJkHcaMzE</p> <p>Write a sentence or two explaining where a chicken lives and what a chicken likes to eat.</p> <p>E.g A chicken lives _____. It likes to eat _____.</p> <p>Draw a picture to match</p>	<p>big, on, in, under</p> <p>Make your focus fox words out of different materials that you have at home.</p> <p>You could make them out of play-dough or write them using crayons or coloured pencils.</p> <p>Listen to the story Clive eats Alligators by Alison Lester. It has been posted onto Seesaw and is read by Mr Philpott.</p> <p>Write a sentence or two explaining what your favourite toys are and why you like to play with them.</p> <p>E.g I like to play with _____ because _____.</p> <p>Draw a picture to match your sentence.</p>	<p>write your words without looking at them?</p> <p>Soundwaves</p> <p>Today's sound are 'u' and 'b'.</p> <p>Explore these sounds or play some sound games on Soundwaves Kids</p> <p>www.soundwaveskids.com.au</p> <p>Student login: pair806</p> <p>Science and Technology</p> <p>What do humans need to stay alive?</p> <p>Watch the following clip- https://www.youtube.com/watch?v=UxnEuj1c0sW</p> <p>Discuss with parent/carer what a need is. Discuss what humans need to survive (air, food, water, rest and sleep, hygiene and</p>

	Monday	Tuesday	Wednesday	Thursday	Friday
	<p>Explore some sounds or play some sound games on Soundwaves Kids</p> <p>www.soundwaveskids.com.au</p> <p>Student login password: pair806</p> <ul style="list-style-type: none"> Once logged in, click onto 'Grapheme Units' <p>Complete the 'u' sound waves page.</p>	<p>www.soundwaveskids.com.au</p> <p>Student login password: pair806</p> <p>Complete the 'u' handwriting page</p>	<p>your sentence.</p> <p>Soundwaves</p> <p>Today's sound is 'b'.</p> <p>Explore some sounds or play some sound games on Soundwaves Kids</p> <p>www.soundwaveskids.com.au</p> <p>Student login password: pair806</p> <p>Complete the 'b' sound waves page.</p>	<p>Soundwaves</p> <p>Today's sound is 'b'.</p> <p>Explore some sounds or play some sound games on Soundwaves Kids</p> <p>www.soundwaveskids.com.au</p> <p>Student login password: pair806</p> <p>Complete the 'b' handwriting page</p>	<p>shelter).</p> <p>Ask the students to place their hands on their chest. Have students takes some slow deep breaths and feel their lungs expand. Discuss with the students that the air they breathe in helps their body to grow and repair itself.</p> <p>Draw a picture of what humans need to stay alive.</p>
Break	Break	Break	Break	Break	Break
Middle	<p>Mathematics</p> <p>Ordinal Numbers</p> <p>Watch ordinal numbers video</p> <p>https://www.youtube.com/watch?v=3afEr61KNDk</p> <p>Collect 10 toys and line them up. Explain to your</p>	<p>Mathematics</p> <p>Ordinal numbers</p> <p>Watch ordinal numbers video.</p> <p>https://www.youtube.com/watch?v=0CWWNzprEQ4</p> <p>The farm animals had a race.</p>	<p>Mathematics</p> <p>Ordinal numbers/</p> <p>Position</p> <p>Listen to the story Rosie's Walk by Pat Hutchins. It has been posted onto Seesaw and is read by Mr Philpott.</p> <p>Tell a parent or carer where Rosie the hen</p>	<p>Mathematics</p> <p>Position</p> <p>Watch Where's the Monkey?</p> <p>https://www.youtube.com/watch?v=idJYhjGyWTU</p> <p>Find a favourite toy.</p>	<p>Mathematics</p> <p>Position</p> <p>https://www.youtube.com/watch?v=XfLjLiR-mA</p> <p>Make an obstacle course in your house: Draw a map of your obstacle course and label using positional words. E.g. "around the</p>

	Monday	Tuesday	Wednesday	Thursday	Friday
	<p>parent/carer which is 1st, 2nd, 3rd, 4th, 5th, 6th, 7th, 8th, 9th, 10th.</p> <p>Use some paper to make a label to place in front of each toy (1st, 2nd, 3rd etc)</p> 	<p>Horse came 1st. Mouse came 2nd. Sheep came 3rd. Pig came 4th. Cow came 5th.</p> <p>Draw the animals in order and label them 1st, 2nd, 3rd, 4th and 5th</p> <p>Can you add some more animals from 6th to 10th?</p> <p>Play some games on iMaths Kids www.imathskids.com.au</p> <p>Student login: some685</p>	<p>went on her walk.</p> <p>E.g First: Rosie went out of the hen house. Second: Rosie went around the pond.</p> <p>Optional:</p> <p>Fold a piece of paper into four. Draw and label a picture of Rosie the hen in each section of the paper.</p> <p>Draw Rosie on a nest. Draw Rosie under a tree. Draw Rosie next to the haystack. Draw Rosie in a box.</p> <p>Play some games on iMaths Kids www.imathskids.com.au</p> <p>Student login: some685</p>	<p>Place it on a chair. Place it under the chair. Place it next to the chair. Place it behind the chair. Place it in front of the chair.</p> <p>Fold a piece of paper into four. Draw and label a picture in each section of where you placed your toy.</p>  <p>Play some games on iMaths Kids www.imathskids.com.au</p> <p>Student login: some685</p>	<p>chair, under the table"</p> <p>Optional: Download and print this free positional word activity book. https://www.themeasuremom.com/free-positional-words-activity/</p> <p>Play some games on iMaths Kids www.imathskids.com.au</p> <p>Student login: some685</p>
Break	Break	Break	Break	Break	Break
Afternoon	Community Languages	Geography	Personal Development	Physical Education	Creative Arts

Monday	Tuesday	Wednesday	Thursday	Friday
	<p>Sing Places song</p> <p>Where Are You Going? Places Song - YouTube</p> <p>Talk about different types of homes e.g. unit/apartment/flat, town house, house, duplex, villa.</p> <p>Discuss what type of home you live in. Draw your home and label the features e.g window, balcony, garage.</p>	<p>and Health</p> <p>Talk to a family member about something that has made you feel happy today.</p> <p>Follow the link below and complete Cosmic Yoga activity</p> <p>https://youtu.be/g3-thDABiTo</p> <p>How do you feel after completing the activity?</p>	<p>Time to get ACTIVE</p> <p>Dance along to the following videos and have some fun!</p> <p>Just Dance Kids The Chicken Dance - Bing video</p> <p>GoNoodle- The Chicken Dance- Maximo (DANCE ALONG) - Bing video</p>	<p>Music/Singing:</p> <p>Listen and sing along to the following songs. Have fun!</p> <p>Old MacDonald Had a Farm • Nursery Rhymes Song with Lyrics • Animated Cartoon for Kids - Bing video</p> <p>https://www.youtube.com/watch?v=E-krsNziXEw</p> <p>Art:</p> <p>Click on the link and complete the drawing of a chicken.</p> <p>How To Draw A Chicken - YouTube</p>



Ideas to develop literacy

Playdough

- use to create letters, words or objects to match a word

Magnetic letters

- match letters to letters or words in a familiar book or to sight words
- sort letters by colour or shape
- make rhyming words by changing the initial letter e.g. cat, mat, hat
- make new words by changing initial or final letters e.g. can, cap, map, mop, top
- use letters to make any words they know e.g. their name

Sorting

- Sort pictures based on their initial sounds e.g. desk, duck
- Sort pictures/words with a particular vowel e.g. a: hat, cat; o: mop, box

Matching

- Match words to pictures or pictures to words
- Puzzles – matching picture to word
- Match sentence beginnings and endings (type a simple sentence and cut up for child to put back together and then read the sentence to check)
- Match labels (e.g. post-it notes) to objects around the house
- Sight word cards - Give 2 of each word (shuffled) for child to match up.

Locating

- Find all the words on a page which begin with a certain letter
- Find known sight words on a page of a book you are reading together

Peer reading

- Read to a sibling or different family member
- Retell or talk about a book they have read to another person

Drawing

- Draw a picture of their favourite character or scene from a book

Shopping Catalogues

- Browse and ask your child to name (verbally) or label (in writing) known objects e.g. food items

Listening - with headphones

- Listen to stories read by actors on Storyline Online: <http://www.storylineonline.net/>

Dramatic Play

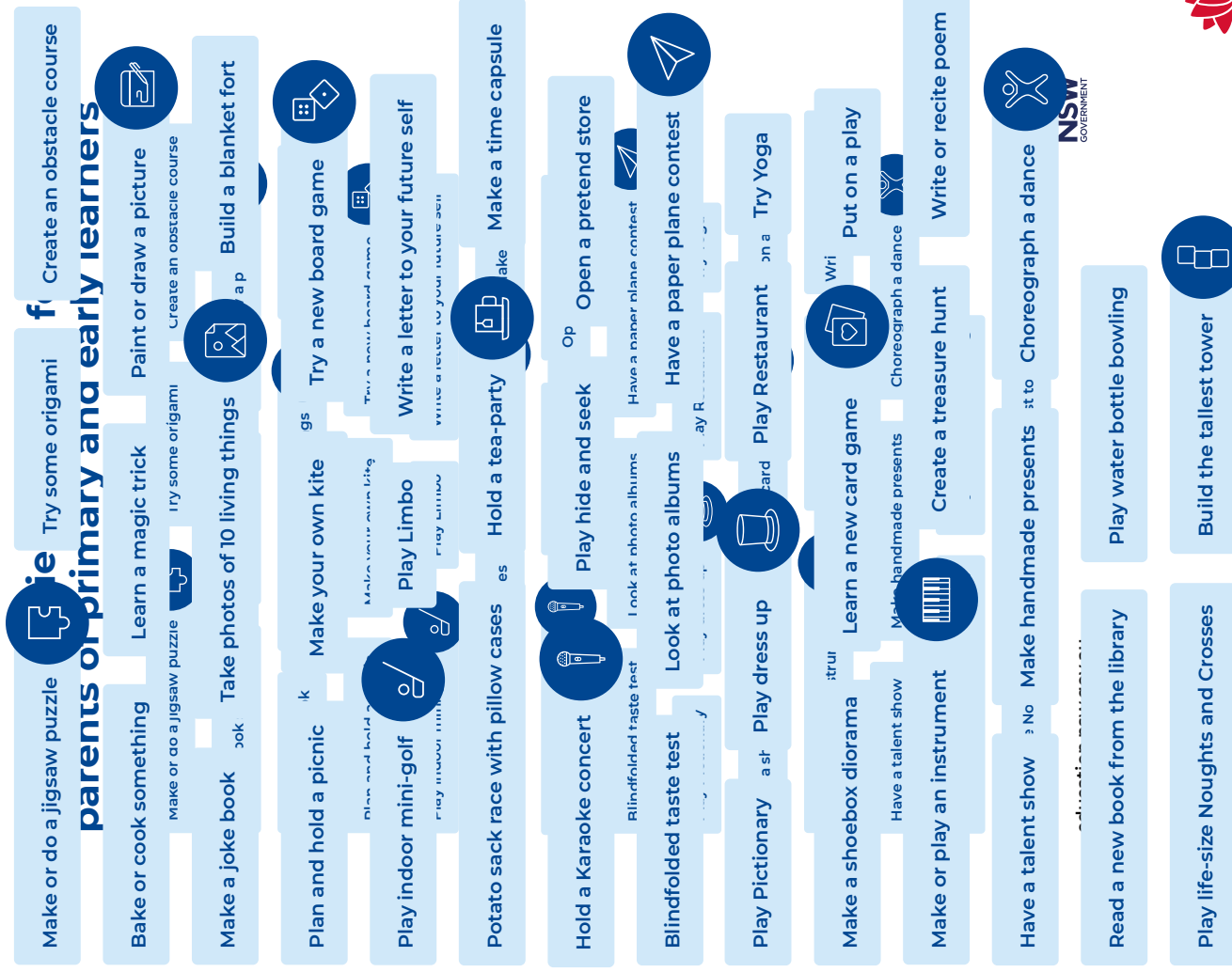
- Provide a box of accessories e.g. hats to role play following the reading of a book

Handwriting

- Sand tray or soft sand paper - use their finger to 'write' letters or words
- 'Write' their letters or words in the air using their finger
- Write on an easel (supports pencil grip)
- Rainbow spelling – write known words or spelling words in different colours

Some activities and ideas for home for parents of primary and early learners

NSW Department of Education



education.nsw.gov.au