





# Framework for Learning from Home – Year 5 2021 Week 10

For some of the below activities you may need your parents help. Show each completed activity to your parents to check.

	Monday 16 <sup>th</sup> August	Tuesday 17 <sup>th</sup> August	Wednesday 18 <sup>th</sup> August	Thursday 19 <sup>th</sup> August	Friday 20 <sup>th</sup> August
<b>Morning</b>	<p><b>English</b></p> <p><b>Viewing/Reading:</b> have a look at the stimulus below 'Stilt Town' and write down 5 of your noticings.</p> <p><b>Response/Writing:</b> Answer these questions based on the stimulus 'Stilt Town'.</p> <ol style="list-style-type: none"> <li>1. Why can it be difficult to walk from one side of Stilt Town to the other.</li> <li>2. Do you think it's always difficult?</li> <li>3. What do you think the perks are of living in Stilt Town.</li> <li>4. What might the disadvantages be?</li> <li>5. Why do you think they have named this place Stilt Town?</li> <li>6. If you lived in Stilt Town, which house would you</li> </ol>	<p><b>English</b></p> <p><b>Reading:</b></p> <p><b>Library ZOOM Session</b> with Mr Philpott</p> <p><b>10 am – Classes 5D, 5P, 5L and 5J</b></p> <p>Join Zoom Meeting</p> <p><a href="https://nsweducation.zoom.us/j/68251668283?pwd=WE00dUY4eEV3enFKeWJ4VGlnQXY1Zz09">https://nsweducation.zoom.us/j/68251668283?pwd=WE00dUY4eEV3enFKeWJ4VGlnQXY1Zz09</a></p> <p><b>10:30 am – Classes 5S, 5M and 5K</b></p> <p>Join Zoom Meeting</p> <p><a href="https://nsweducation.zoom.us/j/68406478658?pwd=ME4dCtOQ2MwV2ozNzdJT1BU N25iZz09">https://nsweducation.zoom.us/j/68406478658?pwd=ME4dCtOQ2MwV2ozNzdJT1BU N25iZz09</a></p>	<p><b>English</b></p> <p><b>Viewing/Reading :</b></p> <p>Read or listen to the news article of the day from <a href="https://www.kidsnews.com.au/">https://www.kidsnews.com.au/</a> and complete the quick quiz related to it. Copy and paste the questions into your PowerPoint and complete them.</p> <p><b>Grammar – Stilt Town</b></p> <p>Are the inhabitants of Stilt Town human or not? Create a character that lives in Stilt Town and write a character description to go with it. Use as much descriptive language as you can. Draw a picture of your character to go with your description.</p>	<p><b>English</b></p> <p><b>Viewing/Reading:</b></p> <p>Read the text "Fish and Chips on the Beach" from the September issue of Orbit school magazine.</p> <p><a href="https://drive.google.com/file/d/1tYGDYo5oFKGF8La4PTWmsckuwHRr3Vbr/view?usp=sharing">https://drive.google.com/file/d/1tYGDYo5oFKGF8La4PTWmsckuwHRr3Vbr/view?usp=sharing</a></p> 	<p><b>English</b></p> <p><b>Viewing/Reading:</b></p> <p>Listen to podcast <a href="https://www.historystorytime.com">https://www.historystorytime.com</a></p> <p>Choose another episode which looks interesting to you, different from last week.</p> <p><b>Response/ Writing:</b></p> <p>Complete the following activities:</p> <ol style="list-style-type: none"> <li>1 Write the name of the podcast inc. episode name/number.</li> <li>2 Write down three facts you learnt from the podcast.</li> <li>3 Who would you recommend this podcast to? Why?</li> <li>4 Rate this podcast out of</li> </ol>

	<p>most like to reside in? 7. What materials do you think the Town is made from? 8. Do you think there is electricity in Stilt Town?</p> <p><b>Spelling:</b> Complete one page of Unit 28 below and the online activities for this week's unit. <a href="http://www.soundwaveskids.com.au">www.soundwaveskids.com.au</a> Access code: sit815</p> <p><b>Extension:</b> Please note, there is an extension word list. Write a paragraph with at least 10 words from this Extension list. Find the dictionary meaning of at least 10 words.</p>	<p><b>Mr Poulos' Persuasive Writing Lesson: Week 10 Lesson 1</b> Look at Mr Poulos' PowerPoint and video instructions.</p> <p>Think about the topic: <b>Australia as a Great Holiday Destination.</b></p> <p>It is your job now to design a Poster.</p> <p>You can choose how to present your poster. Some suggestions include: On paper or cardboard, as a PowerPoint slide or as a digital copy if you use another app such as Canva</p> <p>Look at the examples in the PowerPoint and plan out your poster. You will have time today and tomorrow to complete it.</p>	<p><b>Spelling:</b> complete a task from the spelling grid using this week's soundwaves word list.</p> <p><b>Mr Poulos' Persuasive Writing Lesson: Week 10 Lesson 2</b></p> <p>It is time to complete your poster for:</p> <p><b>Australia as a Great Holiday Destination.</b></p> <p>Make sure you use the checklist to make sure you have included everything you need and make sure you either take a photo and upload it to Teams or upload your digital copy.</p>	<p><b>Response/ Writing:</b> Think about how the above text and answer the questions featured in the "Defining Words" sheet below.</p> <p><b>Spelling:</b> complete a task from the spelling grid using this week's soundwaves word list.</p>	<p>10. Why have you given it this rating?</p> <p><b>Soundwaves:</b> Complete one page of Unit 28 below and the online activities for this week's unit. <a href="http://www.soundwaveskids.com.au">www.soundwaveskids.com.au</a> Access code: sit815</p> <p><b>Optional Extension Activity 'Stilt Town'</b> Continue the story using this story starter: <i>The boy made his way along the narrow, rickety bridge. Reaching the other side of the town was sometimes difficult, especially in a high wind. there were perks to living out on the ocean, but there were also disadvantages. Sam often wondered what life on the mainland would be like, what other children his age might be doing. Did they look the same as him? Did they enjoy the same things as he enjoyed? Or was he missing out on everything that growing up in a normal town would bring?</i></p>
--	--	--	--	---	--

Break	Break	Break	Break	Break	Break
<b>Middle</b>	<p><b>Mathematics:</b></p> <p><b>Time Focus</b></p> <p>Complete the worksheet <b>24 Hour Time</b>.</p> <p><b>Optional Extension Activity: Greenwich Time</b></p> <p>Go to this website and learn about how time is measured and why the prime meridian was chosen. <a href="https://nrich.maths.org/4829">https://nrich.maths.org/4829</a></p> <p><b>Wellbeing/P.E- Fitness</b></p> <p><b>GetActive@Home</b></p> <p>Collect this equipment from around the house before you start this fitness activity.</p> <p>5 pairs of socks rolled over into balls or similar soft objects</p> <p>4 individual shoes</p> <p>An Activity log book or paper and pencil</p> <p>Water bottle</p> <p>Please improvise if you don't have exactly what is required.</p>	<p><b>Mathematics:</b></p> <p>Complete the <b>HotMaths Term 3 Revision Test 1</b> set by the teacher.</p> <p><b>Optional Extension Activity: How Many Times?</b></p> <p>On a digital 24 hour clock, at certain times, all the digits are consecutive (in counting order). You can count forwards or backwards. For example, 1:23 or 5:43.</p> <p>How many times like this are there between midnight and 7:00?</p> <p>How many are there between 7:00 and midday?</p> <p>How many are there between midday and midnight?</p> <p><b>Languages:</b> please complete any Languages work set by your Languages teacher on your Languages Teams account.</p> <p><b>Wellbeing/P.E- Fitness</b></p>	<p><b>Mathematics:</b></p> <p><b>Time Focus</b></p> <p>Complete the worksheet <b>Read and Interpret Timetables</b>.</p> <p><b>Wellbeing Wednesday 12:00 – 2:00pm</b></p> <p><b>Try these activities with your family...</b></p> <ul style="list-style-type: none"> <li>Go for a walk with a family member</li> </ul> 	<p><b>Mathematics:</b></p> <p>Complete the <b>HotMaths Term 3 Revision Test 2</b> set by the teacher.</p> <p><b>Optional Extension Activity: World Time</b></p> <p>Complete the worksheet on time around the world. You will have to use a search engine to help you.</p> <p><b>Wellbeing/P.E- Fitness</b></p> <p><b><u>DANCE</u></b></p> <p>Here is a dance for you join in with. Copy the moves and have fun! You might like to put the song on again afterwards and then make your own moves up as well.</p> <p><a href="#">KIDZ BOP Kids - Best Day Of My Life (Dance Along) - YouTube</a></p> <p>Grab some water and find a space free from any hazards when</p>	<p><b>Mathematics:</b></p> <p><b>Time Focus</b></p> <p>Complete the worksheet <b>Australian Time Zones</b>.</p> <p><b>Languages:</b></p> <p>Please complete any Languages work set by your Languages teacher on your Languages Teams account.</p> <p><b>Creative Arts:</b></p> <p><b>Barrier Reef Art</b></p> <p>Take inspiration from the artwork below. You will need to create your own composition of a scene in the Great Barrier Reef. You will need to look up 4 different tropical fish that live in the reef and 3 different types of coral that grow on the reef. You will then use those images and create your own composition on a piece of paper using coloured pencils, crayons, textas or paints. Keep it simple. Post a</p>

	<p>Watch video below and start activity.</p> <p><a href="https://www.youtube.com/watch?v=uOgC3UnWYgE">https://www.youtube.com/watch?v=uOgC3UnWYgE</a></p> <p>Find a space free from any hazards when exercising.</p> <p>Have Fun!</p>	<p><b>YOGA</b></p> <p><b>Be Brave Dino Yoga with Andrew Sealy</b></p> <p>Watch and follow along to the video below.</p> <p><a href="https://www.youtube.com/watch?v=AP6Tn_SKaj8">https://www.youtube.com/watch?v=AP6Tn_SKaj8</a></p> <p>Grab some water and find a space free from any hazards when exercising.</p> <p>Have Fun!</p>	<p>Make a paper aeroplane and see how far you can fly it. Ideas can be found at this link:</p> <p><a href="https://www.youtube.com/watch?v=54noZe-0B1c">https://www.youtube.com/watch?v=54noZe-0B1c</a></p> 	<p>exercising. Have Fun!</p>	<p>note that tells us the types of coral and fish you have chosen to put in your artwork. Have fun and get creative.</p> 
<b>Break</b>	Break	Break	Break	Break	Break
<b>After-noon</b>	<p><b>Science:</b></p> <p><b>Complete Science week 10 review.</b></p> <p><b>Upload your Science experiment presentation task, given to you from week 9 today.</b></p>	<p><b>BTN:</b> Watch this week's BTN episode <a href="https://www.abc.net.au/btn/">https://www.abc.net.au/btn/</a></p> <p>Choose a story that is of particular interest to you and complete the story report sheet below.</p>	<p>Do something kind for someone. Can you pay them a compliment, make them something or help them with a task?</p>	<p><b>Geography PROJECT:</b> Use this time to complete your Geography project Features of Asia</p> <p>Choose one Asian country of focus to study. These include: Japan, Singapore, Papua New Guinea, India, South Korea, Indonesia, Vietnam,</p>	<p><b>Activities:</b> Complete an activity from the "activities and ideas for home for parents of primary learners" sheet on the back page of this booklet.</p> <p><b>Catch-up:</b> Finish any unfinished tasks from Monday –Thursday</p>



Cambodia.

You will need to research and use a variety of different maps (topographic, climate, population density) to investigate geographic features, population, climate and economy and currency.

You should also include information about the culture (dress, food, traditions, music etc) of your country of choice

You will need to present via a PowerPoint or iMovie in Week 10 of Term 3 via class Zoom lessons.



**HAVE A  
HAPPY AND  
SAFE  
HOLIDAY –  
See you back  
online in  
Term 4!**



## Stilt Town



## Word Work Grid

Complete each of the activities in this grid. Write the date you completed each activity on the line provided.

<p style="text-align: center;"><b>Syllable Sort</b></p> <p>Write your spelling words in order from the least amount of syllables to the most. Words with the same number of syllables should be in alphabetical order.</p> <p>Date: _____</p>	<p style="text-align: center;"><b>Odd One Out</b></p> <p>For each of your spelling words, write four words. One is your spelling word, two relate to your spelling word and one is the odd word out that doesn't fit with the other two.</p> <p>Date: _____</p>	<p style="text-align: center;"><b>Wacky Words</b></p> <p>On a sheet of paper, write your spelling words in different directions, filling up the whole sheet. Use different colours and types of writing for each word.</p> <p>Date: _____</p>	<p style="text-align: center;"><b>Word Detective</b></p> <p>Write three clues about each of your spelling words. Ask someone to try to guess your spelling words using your clues.</p> <p>Date: _____</p>	<p style="text-align: center;"><b>Digging in the Dictionary</b></p> <p>Use a dictionary to find the definition and write a sentence for each of your spelling words.</p> <p>Date: _____</p>
<p style="text-align: center;"><b>Rhyming Wheels</b></p> <p>Think of as many words as you can that rhyme with your spelling words.</p> <p>Date: _____</p>	<p style="text-align: center;"><b>Alliteration</b></p> <p>Write a sentence for each of your spelling words using as much alliteration as possible.</p> <p>Date: _____</p>	<p style="text-align: center;"><b>Sentence Smart</b></p> <p>Write a sentence for each of your spelling words.</p> <p>Date: _____</p>	<p style="text-align: center;"><b>Story Time</b></p> <p>Write a story using as many of your spelling words as you can. Underline each of your spelling words.</p> <p>Date: _____</p>	<p style="text-align: center;"><b>Sort Them Out</b></p> <p>Sort the words on your spelling list into three different categories of your choice.</p> <p>Date: _____</p>
<p style="text-align: center;"><b>Word Search</b></p> <p>Create your own word search using all the words on your spelling list.</p> <p>Date: _____</p>	<p style="text-align: center;"><b>Handwriting Hero</b></p> <p>Write out your spelling words in your very best cursive hand writing.</p> <p>Date: _____</p>	<p style="text-align: center;"><b>Letter Lingo</b></p> <p>Write a letter to a friend. Use as many spelling words in your letter as you can.</p> <p>Date: _____</p>	<p style="text-align: center;"><b>Words Within Words</b></p> <p>Make a list of as many smaller words as you can find from your spelling list.</p> <p>Date: _____</p>	<p style="text-align: center;"><b>Code Breaker</b></p> <p>Use the code guide to make a code for each of your spelling words.</p> <p>Date: _____</p>

# Unit 28

## y u(yoo) yoyo computer

### List Words

yacht  
stew  
pupil  
obituse  
misuse  
argue  
arguing  
volume  
tubeless  
humanly  
annually  
museum  
refusal  
regular  
circular  
particular  
curable  
lawyer  
insecure  
newspaper  
duplicate  
genuinely  
amusement  
endurance  
communicate

1 Colour the graphemes that represent  in the List Words.

2 Go to the List Words for Unit 28. Count the sounds and identify all the graphemes in each List Word.

3 Write any other letters that can represent  on the Grapheme Chart. Write one word example for each.

4 Colour blocks with words where you hear  red. If you hear  only, colour yellow. Colour all others blue.


jewel	juice	untrue	yes	flute	enthusiasm
solite	blew	youngest	lawyer	screw	clue
threw	yellowish	you're	yourselves	yawn	bruise
fruit	suitable	cruel	crew	draw	pollution
my	stew	newspaper	yacht	tube	duplicate
slowly	pupil	review	beautiful	museum	crayon
journey	obtuse	amuse	argue	refusal	employer

### Grapheme Chart

grapheme	word



What shape is revealed?

5 Rewrite these List Words adding the grapheme for .

lower \_\_\_\_\_ humanly \_\_\_\_\_ genuinely \_\_\_\_\_  
 arguing \_\_\_\_\_ mseum \_\_\_\_\_ annally \_\_\_\_\_  
 crable \_\_\_\_\_ refsal \_\_\_\_\_ endrance \_\_\_\_\_  
 st \_\_\_\_\_ nspaper \_\_\_\_\_ commnicate \_\_\_\_\_

6 Write List Words that include the following graphemes to fit on the lines.

\_\_\_\_\_ue \_\_\_\_\_u\_\_\_\_\_e \_\_\_\_\_u\_\_\_\_\_e \_\_\_\_\_u\_\_\_\_\_e  
 y\_\_\_\_\_u\_\_\_\_\_e \_\_\_\_\_u\_\_\_\_\_e \_\_\_\_\_u\_\_\_\_\_e  
 \_\_\_\_\_y\_\_\_\_\_u\_\_\_\_\_e \_\_\_\_\_u\_\_\_\_\_e \_\_\_\_\_u\_\_\_\_\_e

7 Write List Words with  in these positions and the number of letters shown.

 4th, 6 letters \_\_\_\_\_  
 4th, 7 letters \_\_\_\_\_  
 4th, 9 letters \_\_\_\_\_

8 Write the base words from which the following words have been built.

misuse \_\_\_\_\_ refusal \_\_\_\_\_ amusement \_\_\_\_\_ curable \_\_\_\_\_  
 arguing \_\_\_\_\_ tubeless \_\_\_\_\_ humanly \_\_\_\_\_ annually \_\_\_\_\_  
 irregular \_\_\_\_\_ circular \_\_\_\_\_ particular \_\_\_\_\_ duplication \_\_\_\_\_



**9 Colour code** one word part from each column to form List Words.

ob	yer	ar	man	um
law	ume	hu	du	ing
ar	less	mu	muse	lar
vol	gue	en	gu	ment
tube	use	a	cu	rance
mis	tuse	cir	se	ly

**10 Form List Words** with the sets of word parts. **Write** the words on the lines.

lar u reg \_\_\_\_\_ tic u par lar \_\_\_\_\_ ni cate co mmu \_\_\_\_\_

cu ble ra \_\_\_\_\_ ine ly u gen \_\_\_\_\_ ann a lly u \_\_\_\_\_

a l fus re \_\_\_\_\_ se re in cu \_\_\_\_\_ per pa news \_\_\_\_\_

**11 Write List Words** that could appear between the following pairs of guide words on the pages of a dictionary.

★ **Guide words** are the words at the top of the pages in a dictionary to guide you to the word you are seeking.

volley \_\_\_\_\_ vulture     step \_\_\_\_\_ sticky     observe \_\_\_\_\_ occur

yabby \_\_\_\_\_ yeast     lava \_\_\_\_\_ lazy     network \_\_\_\_\_ nick

**12 Circle** the word in each pair that would come first in the dictionary.

pupil	argue	amusement	museum	regular	curable	community	newspaper
particular	argument	annually	misuse	refusal	circular	communicate	newsprint

### Challenge

**Write List Words**, one letter per square to match the meanings. **Write** the letters from the numbered squares below to find the answer to the joke.

quarrelling										
without a tube										
round			3							
yearly										
truly				5						
ability to continue					6					
usual or normal						7				
copy									8	
non-acceptance										9

amount of liquid						10				
disagree							11			
specific								12		
solicitor									13	
merriment										14
handle roughly								15		
like a human										16
able to be cured										
not safe and steady										17
										18

Did you hear about the plane full of yoyos coming in to land?

Answer

1 2 3 4 5 6 7 8 9 10 11 12 13 14 15 16 17 18 !



# Defining words

Answer the following questions about the poem 'Fish and Chips on the Beach'.

1. This poem uses many descriptive words to describe the seagulls personality and actions. Use an online dictionary to write a definition of each word below.

ominous	
odious	
crotchety	
tyrannical	
tedious	
delectable	

2. Choose three of the words from the list above. For each one, write how you could say each word and how you might move and/or use your face to express its meaning. An example has been done for you.

hideous	Use disgusted, high-pitched voice, screw up face, stick out tongue

3. Although this poem is called 'Fish and Chips on the Beach', it focuses mainly on the undesirable behaviour of the seagull. Why do you think this might be?

---

---

---



## MG6 24-hour time

There are 24 hours in a day and many people around the world use a 24-hour clock. The 24-hour clock is also used by the armed forces, airlines, and whenever clarity is essential. There is only one way to interpret the time with this format because am and pm do not have to be mentioned.



24-hour time combines am and pm times.

- am times are between 0000 and 1200
- pm times are between 1200 and 2400

24-hour time is always given as a 4-digit number, with the first two digits giving the hours since midnight, and the next two digits giving the minutes.

7:30 am is 0730    7:30 pm is 1930  
8:45 am is 0845    8:45 pm is 2045



Notice that the minutes do not change, the hours change by 12 hours if pm.

### Language reminder

24-hour times are spoken in a particular way. These examples illustrate the type of language used.

- 1500 — fifteen hundred hours
- 1545 — fifteen forty-five hours
- 0700 — oh seven hundred hours
- 0730 — oh seven-thirty hours
- 0040 — double oh forty hours

### Try this

1 Complete this table.

	12-hour time	24-hour time
a	8:30 am	
b	8:30 pm	
c		0715
d		1850
e	11:00 pm	

Flight 1313 crashed exactly on the international border between the USA and Canada. In which country should the survivors be buried?



2 To answer the question, complete the two flight schedules, then find and cross out the correct answers and letters in the grid below. Write the remaining 18 letters in the boxes at the bottom of the page. The first one is done for you as an example.

Destination	12-hour	24-hour
Brisbane	9:15 am	0915
Cairns		1120
Singapore		1545
Delhi		2030
Amsterdam		0615
London		0715
New York		1310
Los Angeles		1805
Tokyo		0445
Hong Kong		0740
Brisbane		1130

Destination	12-hour	24-hour
Sydney	6:40 am	
Melbourne	10:40 am	
Perth	1:55 pm	
Cape Town	7:30 pm	
Cairo	2:30 am	
Rome	5:05 am	
Paris	7:10 am	
Miami	4:20 pm	
Honolulu	2:50 am	
Auckland	7:35 am	
Sydney	10:30 am	

D	E	<del>P</del>	E	N	D	S	A	I	S	B	U	R	Y
6:05 pm	0505	9:15 am	1355	11:30 am	11:20 am	0230	0025	3:45 pm	1700	0640	1:15 pm	1:25 pm	6:15 am
V	I	<del>V</del>	W	H	E	R	E	B	O	R	D	E	R
3:30 pm	1600	7:25 am	7:40 am	0710	1040	8:30 pm	0250	1620	5:00 am	0100	4:45 am	7:15 am	1930
I	S	<del>N</del>	O	T	D	F	E	L	L	A	D		
0020	1:00 pm	1725	0440	8:25 am	2350	1:10 pm	0550	1030	0735	9:00 am	5:00 pm		

<input type="text"/>	<input type="text"/>	<input type="text"/>	<input type="text"/>	<input type="text"/>	<input type="text"/>	<input type="text"/>	<input type="text"/>	<input type="text"/>	<input type="text"/>	<input type="text"/>	<input type="text"/>	<input type="text"/>	<input type="text"/>
----------------------	----------------------	----------------------	----------------------	----------------------	----------------------	----------------------	----------------------	----------------------	----------------------	----------------------	----------------------	----------------------	----------------------

3 Complete the table comparing 12-hour time and 24-hour time at 4 hourly intervals from midnight.

12-hour time	12:00 am	4:00 am					12:00 am
24-hour time	0000						0000

### ★ Challenge

**Cinema screenings:** Movie screening times are often listed using 24-hour time. Write the five screening times for a movie that is shown at intervals of 2 h 30 min from its first screening at 1000, till the cinema's closing time at 2300. Show the times in 12-hour and 24-hour formats.



## MG7 Read and interpret timetables

A timetable is a table that gives information about time. Timetables are used to give information about the arrival and departure of trains, buses, planes, ferries and other forms of transport. A timetable can also be used to list the lesson times in a school day.



Sydney Harbour Ferry Company								
Morning services	Circular Quay	Manly	Masman	Taronga Zoo	Kirribilli	Olympic Park	Darling Harbour	Circular Quay
Monday	7:00 am	7:30 am	7:40 am	8:00 am	8:10 am	8:40 am	9:10 am	9:20 am
Tuesday	7:00 am	7:30 am	7:40 am			8:20 am		8:55 am
Wednesday	7:00 am	7:30 am	7:40 am	8:00 am	8:10 am	8:40 am	9:10 am	9:20 am
Thursday	7:00 am	7:30 am	7:40 am			8:20 am		8:55 am
Friday	7:00 am	7:30 am	7:40 am	8:00 am	8:10 am	8:40 am	9:10 am	9:20 am
Saturday	8:00 am	8:30 am	8:40 am			9:20 am		9:55 am

### Try this

1 Use the Sydney Harbour Ferry Company timetable to answer these questions.

- a What time does the Wednesday ferry arrive at Olympic Park?
- b How long does the ferry trip take from Circular Quay to Masman?
- c How long does the round trip take on Mondays?



2 Use the Sydney Harbour Ferry Company timetable to answer these questions.

- a How long does the ferry take to travel from Circular Quay to Manly?
- b How long does the round trip take on Thursdays?
- c At what time is the ferry expected at Taronga Zoo on Wednesdays?
- d On Mondays, how many journeys are less than 15 minutes?
- e If you board the ferry at Circular Quay on any day, what is the earliest time you can be at Olympic Park?
- f What is the time taken for the journey from Manly to Masman?
- g At what time does the ferry arrive at Darling Harbour on Fridays?
- h How much later does the ferry leave on Saturdays, compared to weekdays?

Topic MG7

### Problem solving task

**Sunday Ferry:** The Sydney Harbour Ferry Company has decided to run a new Sunday service. Complete the timetable for the Sunday service leaving Circular Quay at 8:30 am. The journey times between stops will be the same. Use the space provided in *Maths 5 Tracker Book* to work out your answers.

Sydney Harbour Ferry Company								
Morning services	Circular Quay	Manly	Masman	Taronga Zoo	Kirribilli	Olympic Park	Darling Harbour	Circular Quay
Sunday								

### Challenge

**Losing time:** The ferry badly needs maintenance done on its engine and is losing one minute for each ten minutes of travel time. If the ferry leaves Circular Quay on time on Monday, what time will the ferry arrive at each port?





## MG8 Australian time zones

As the world turns, various regions of Australia see daylight before others. People living in eastern states experience sunrise about two hours before people living on the west coast. Our clocks are set according to three different time zones: Eastern, Central and Western.



One morning, a boy in Brisbane looks at his watch at the same moment that a girl in Perth looks at hers. The boy's watch in Brisbane reads 7:00 am. The girl's watch in Perth reads 5:00 am as she stands in the darkness.



### Try this

- 1 a As the world turns, which five Australian states or territories are the first to see daylight?
- b Which two states or territories see the sunrise next?
- c Which is the last state to see daylight?

2 Complete this diagram showing the time differences in Australia's time zones.



Topic MG8

3 Show corresponding times across the three Australian Standard Time Zones.

Western (W.S.T)	Central (C.S.T)	Eastern (E.S.T)
		7:00 am
	10:00 am	
3:30 pm		8:15 pm
	9:45 pm	

4 When it is 9:00 am in Brisbane, what time will it be in each of the other capital cities?

- a Perth       b Sydney       c Adelaide   
 d Melbourne       e Canberra       f Hobart   
 g Darwin



### Problem solving task

**Fast flight:** My flight from Sydney (NSW) to Perth (WA) takes 4 hours. It was 11:00 am when I left Sydney. What time will the clocks in Perth Airport show when I arrive? Use the space provided in *iMaths 5 Tracker Book* to work out your answer.



### Challenge

**Daylight saving:** Explain daylight saving time used in summer by some states and territories.



### Science week 10 review

Fill in the table by putting a cross (X) in the correct box or boxes:

	Solid	Liquid	Gas
a) It fills the shape of its container.			
b) It stays the same shape			
c) The air around us is made of this			
d) If you freeze a <u>liquid</u> it will become a...			
e) If you boil water it will become a..			
f) It has weight			

Use the words from the list below to complete the sentences:

heat, solids, freezes, shape, volume, cool, melts

- Liquids change \_\_\_\_\_ when you move them in a container.
- \_\_\_\_\_ don't change shape when you move them.
- Moving a liquid from a bottle to a glass does not change its \_\_\_\_\_
- When a solid \_\_\_\_\_ it turns into a liquid.
- When a liquid \_\_\_\_\_ it turns into a solid.
- To turn a solid into a liquid, you must \_\_\_\_\_
- To turn a liquid into a solid, you must add \_\_\_\_\_

#### Creating new matter

Choose two of the states of matter to combine to form a new substance.

\_\_\_\_\_ + \_\_\_\_\_

Give it a name, describe its properties, and what it can be used for.

### Comparing properties of matter

Complete the Venn Diagram with as many properties of Solids, Liquids and Gases as you can.

