





Framework for Learning from Home – Early Stage 1, Term 3 Week 10

You will need help from a parent/carer. Show each completed activity to your parents so they can check it and/or help you post it on Seesaw.



	Monday 13.09.21	Tuesday 14.09.21	Wednesday 15.09.21	Thursday 16.09.21	Friday 17.09.21
Task	Can you make your bed?	Can you pack your toys away after you use them?	What act of kindness can you do for a family member today?	Can you help set the table for dinner?	Can you help a family member today?
Session 1	<p>Guided Reading (PM eCollection online books)</p> <p>Choose a book from your level to read to a family member.</p> <p>Website: https://app.pmeollection.com.au/login</p> <p>Log in & password: (refer to your child's login details which have been sent to you by your</p>	<p>Guided Reading (PM eCollection online books)</p> <p>Re read yesterday's book and then choose a new book from PMe collection to read to a family member.</p> <p>Website: https://app.pmeollection.com.au/login</p> <p>Soundwaves</p> <p>Today's sound is 'ch'. Listen to the chant on</p>	<p>Guided Reading (PM eCollection online books)</p> <p>Choose a book from PMe collection from your level to read to a family member.</p> <p>Website: https://app.pmeollection.com.au/login</p> <p>Soundwaves</p> <p>Today's sound is 'sh' for 'shell'. Listen to the chant on seesaw.</p>	<p>Soundwaves</p> <p>Today's sound is 'sh' for 'shell'. Listen to the chant on seesaw.</p> <p>Explore the sound 'sh' on Soundwaves kids. www.soundwaveskids.com.au</p> <p>Complete the match the word beginnings and endings (worksheet attached).</p> <p>English</p>	<p>Guided Reading (PM eCollection online books)</p> <p>Re read Wednesday's book and then choose a new book from PM eCollection to read to a family member.</p> <p>Website: https://app.pmeollection.com.au/login</p> <p>Soundwaves</p> <p>Today's lesson will be a revision lesson. Explore all the sounds we have learnt,</p>

Monday 13.09.21	Tuesday 14.09.21	Wednesday 15.09.21	Thursday 16.09.21	Friday 17.09.21
<p>child's teacher.)</p> <p>Soundwaves</p> <p>Today's sound is 'ch' for 'chat'. Listen to the chant on Soundwaves.</p> <p>Explore the sound "ch" on Soundwaves kids.</p> <p>www.soundwaveskids.com.au</p> <p>Complete the student book activity either by telling your parents the answers or completing the worksheet.</p> <p>English</p> <p>This week's focus fox words are: chop, chat, shop, fish, would, because</p> <p>Choose 3 colours and write your focus fox words. Can you make a colour word pattern?</p> <p>Persuasive Writing</p> <p>This week we are learning how to write a persuasive piece of writing.</p>	<p>Sound Waves.</p> <p>Explore the sound "ch" on Soundwaves kids.</p> <p>www.soundwaveskids.com.au</p> <p>Complete the match the word beginnings and endings (worksheet attached).</p> <p>English</p> <p>Your focus fox words are: chop, chat, shop, fish, would, because</p> <p>Can you write your focus fox words on a piece of paper? Cut out each word and place the words face down on a flat surface. Choose a card and turn it over. Read each word to your parent/carer. You might like to replay this game and then rewrite your words again.</p> <p>Persuasive Writing</p> <p>Today we are going to</p>	<p>Explore the sound "sh" on Soundwaves kids.</p> <p>www.soundwaveskids.com.au</p> <p>Complete the student book activity either by telling your parents the answers or completing the worksheet.</p> <p>English</p> <p>Your focus fox words are: chop, chat, shop, fish, would, because</p> <p>Can you find sticks, leaves, pasta, playdough, pegs etc to make your focus fox words?</p> <p>Persuasive Writing</p> <p>Today we are going to write another persuasive piece of writing.</p> <p>Remember in a persuasive piece of writing you should try to convince someone or</p>	<p>Fill in the missing letters to make up the focus fox words. You may look at the words if you need help!</p> <p>chop, chat, shop, fish, would, because</p> <p>ch_p cha_ __op fi__ w__ld _ecause</p> <p>Practise reading these words to a family member.</p> <p>Library zoom lesson with Mr Philpott</p> <p>Persuasive Writing</p> <p>Today we are going to write our final piece of persuasive writing.</p> <p>Remember in a persuasive piece of writing you should try to convince someone or make someone believe</p>	<p>their chant and action.</p> <p>Click on this link and press 'all sounds'</p> <p>https://online.fireflyeducation.com.au/program/soundwaves/graphemes/unit/1/soundifokit</p> <p>English</p> <p>Focus fox words: chop, chat, shop, fish, would, because</p> <p>Write three different sentences using a different focus fox word in each sentence. Circle the focus fox word you have used. Read your sentences to a family member.</p> <p>Science</p> <p>Today we are learning how eggs get from the farm to the shops for us to buy.</p> <p>Watch the video below.</p> <p>https://www.youtube.com/</p>

Monday 13.09.21	Tuesday 14.09.21	Wednesday 15.09.21	Thursday 16.09.21	Friday 17.09.21
<p>In a persuasive piece of writing you should try to convince someone or make someone believe something.</p> <p>Tell your parent/carer which animal you would like to own as a pet. Would you like a dog or a cat? Why would you like to own this animal?</p> <p>Write a sentence or more about which animal you would like to own as a pet.</p> <p>E.g I would like a pet _____ because _____.</p> <p>Draw a picture to match your sentence.</p>	<p>write another persuasive piece of writing.</p> <p>Remember in a persuasive piece of writing you should try to convince someone or make someone believe something.</p> <p>Tell your parent/carer which animal you would like to own as a pet.</p> <p>Would you like a rabbit or a hen? Why would you like to own this animal?</p> <p>Write a sentence or more about which animal you would like to own as a pet.</p> <p>E.g I would like a pet _____ because _____.</p> <p>Draw a picture to match your sentence.</p>	<p>make someone believe something.</p> <p>Tell your parent/carer which animal you would like to own as a pet.</p> <p>Would you like a horse or a cow? Why would you like to own this animal?</p> <p>Write a sentence or more about which animal you would like to own as a pet.</p> <p>E.g I would like a pet _____ because _____.</p> <p>Draw a picture to match your sentence.</p>	<p>something.</p> <p>Tell your parent/carer which animal you would like to own as a pet. You can choose any animal you like!</p> <p>What animal would you like to own as a pet? Why would you like to own this animal?</p> <p>Write a sentence or more about which animal you would like to own as a pet.</p> <p>E.g I would like a pet _____ because _____.</p> <p>Draw a picture to match your sentence.</p>	<p>watch?v=FY-2JtG-HAY</p> <p>Activity: Complete the sentences using the words below. Use the first letter given to help you.</p> <p>cartons, sorted, hens, shops</p> <p>The h _ _ _ lay the eggs.</p> <p>The eggs get s _ _ _ _ _ and then cleaned.</p> <p>The good eggs get packed into egg c _ _ _ _ _.</p> <p>The egg cartons get taken to the s _ _ _ _ for you to buy.</p> <p>Optional: Draw a picture to show how eggs get from the farm to the shop.</p>

	Monday 13.09.21	Tuesday 14.09.21	Wednesday 15.09.21	Thursday 16.09.21	Friday 17.09.21
Break	Break (30 mins) Eat & Play	Break (30 mins) Eat & Play	Break (30 mins) Eat & Play	Break (30 mins) Eat & Play	Break (30 mins) Eat & Play
Session 2	<p>Mathematics – Patterns</p> <p>Watch: The Patterns Practise Song. https://www.youtube.com/watch?v=MBjixSx45</p> <p>Watch: Patterns https://www.youtube.com/watch?v=7_mqVCewsYA</p>  <p>Copy the patterns on the animals and colour them in. (See attached worksheet)</p> <p>Copy and complete the patterns on the caterpillars. (See attached worksheet)</p> <p>Practice counting by</p>	<p>Mathematics - Patterns</p> <p>Watch: Patterns Everywhere https://www.youtube.com/watch?v=cdF8myME9Cc</p>  <p>A pattern is something that happens or appears in a repeated way. You can use colours, shapes, numbers or pictures to make different patterns.</p> <p>Can you make a simple pattern with 2 parts? AB AB AB AB AB AB</p> <p>Can you make a harder</p>	<p>Mathematics Number 10</p> <p>Today we are going to revise the number 10 by completing a number talk.</p> <p>Write the number 10 in the middle of your piece of paper.</p> <p>How many ways can you make the number 10.</p> <p>Draw 10 beetles.</p> <p>Write the word ten.</p> <p>Write the number that comes before and after 10.</p> <p>Show 10 using tally marks.</p> <p>Double 5 makes? I had 7 blue balloons and 3 red balloons. How many balloons are there altogether?</p> <p>Can you think of some more ways to make the</p>	<p>Mathematics Friends of 10</p> <p>Watch Friends of Ten Video https://www.youtube.com/watch?v=1pMEBNy8FNs</p> <p>Friends of Ten Fingers</p>  <p>Trace around each of your hands and cut them out.</p> <p>Put glue on the palm section of your hands only. Then paste them on the top of your page.</p>	<p>Mathematics Friends of 10</p> <p>Watch Rainbow Facts to 10 https://www.youtube.com/watch?v=erJlmgRfUMM</p>  <p>Complete Rainbow to 10 worksheet.</p> <p>Colour the rainbow arches in different colours to connect the friends of 10.</p> <p>Write the number sentences below your rainbow.</p> <p>Optional Challenge:</p>

Monday 13.09.21	Tuesday 14.09.21	Wednesday 15.09.21	Thursday 16.09.21	Friday 17.09.21
<p>10s.</p> <p>Watch Count Together by 10s.</p> <p>https://www.youtube.com/watch?v=W8CEOIAOGas</p>	<p>pattern with 3 parts?</p> <p>ABC ABC ABC ABC</p> <p>Can you make a harder pattern with 2 parts?</p> <p>ABB ABB ABB ABB</p> <p>Can you make a harder pattern with 3 parts?</p> <p>ABBC ABBC ABBC</p> <p>Use Lego blocks, coloured crayons, coloured pencils, cutlery or toys to make harder patterns.</p> <p>Complete the pattern worksheet. (See attached worksheet)</p> <p>Optional; Practice counting by 10s.</p> <p>Watch</p> <p>https://www.youtube.com/watch?v=Ftati8iGQcs&list=PLM95cb_Szq3am4n6jJw127QbBlDivZglc</p>	<p>number 10?</p> <p>Can you find the number 10 somewhere in your house?</p> <p>Be as creative as you like!</p> <p>Practice counting backwards from 20.</p> <p>Watch The Counting Down from 20 Song.</p> <p>https://www.youtube.com/watch?v=fS60rraBhz4</p> <p>12-3pm Wellbeing Wednesday</p> <p>Go for a walk with a family member</p> <p>Make a paper aeroplane and see how far you can fly it. Ideas can be found at this link:</p> <p>https://www.youtube.com/watch?v=54noZe-0B1c</p>	<p>Make sure you don't glue the fingers down because you will need to move them up and down for our friends of ten activity.</p> <p>Bend one finger down to show that 1 finger plus 9 fingers is ten fingers. Write your number sentence in the space underneath your hands.</p> <p>Continue to bend down more fingers to make more number sentences. For example $2+8=10$.</p> <p>Can you make all of the friends of ten number sentences?</p> <p>Practice counting backwards from 20.</p> <p>Watch Count Down from 20 to 1.</p> <p>https://www.youtube.com/watch?v=ShqXL-zfLxY</p> <p>Play some games on</p>	<p>Can you write number sentences for friends of 12, friends of 15 or friends of 20?</p> <p>Practice counting forwards to and backwards from 30. Watch 1 to 30 and 30 to 1.</p> <p>https://www.youtube.com/watch?v=WHuuuh9GgP8</p> <p>Play some games on iMaths Kids</p> <p>www.imathskids.com.au</p> <p>Student login: some685</p>

	Monday 13.09.21	Tuesday 14.09.21	Wednesday 15.09.21	Thursday 16.09.21	Friday 17.09.21
			<p>Do something kind for someone. Can you pay them a compliment, make them something or help them with a task?</p>  <p>We hope you enjoy for afternoon!</p>	<p>iMaths Kids www.imathskids.com.au Student login: some685</p>	
Break	Break (1 hour) Eat & Play	Break (1 hour) Eat & Play	Break (1 hour) Eat & Play	Break (1 hour) Eat & Play	Break (1 hour) Eat & Play
Session 3	Community Language	<p>Singing and Dancing on zoom</p> <p>The Kindy teachers will invite you on zoom for a fun filled afternoon of singing and dancing.</p> <p>If you are unable to join on zoom you can sing along to some of your own songs or go to ABC</p>		<p>Physical Education</p> <p>Let's Get Active: Hopping skills</p> <p>https://vimeo.com/422700861</p>	<p>Creative Art</p> <p>You will need:</p> <ul style="list-style-type: none"> • Plain white paper • Coloured pencils, coloured crayons or textas  <p>Thank you Miss Purdy</p>

Monday 13.09.21	Tuesday 14.09.21	Wednesday 15.09.21	Thursday 16.09.21	Friday 17.09.21
		<p>view and watch one episode of Playschool.</p> <p>https://iview.abc.net.au/video/CH1912H013S00</p>		<p>Steps</p> <ol style="list-style-type: none"> 1. Draw your teacher in the middle of your white piece of paper. 2. Colour in your teacher beautifully. 3. Draw a background for your teacher. Is your teacher outside or inside? 4. Colour in your background. 5. Take a photo of your picture and post it on Seesaw.



1 Colour the letters for in each List Word.

chat check chips chop


1 Colour the letters for in each List Word.

shell shop fish
ship shut

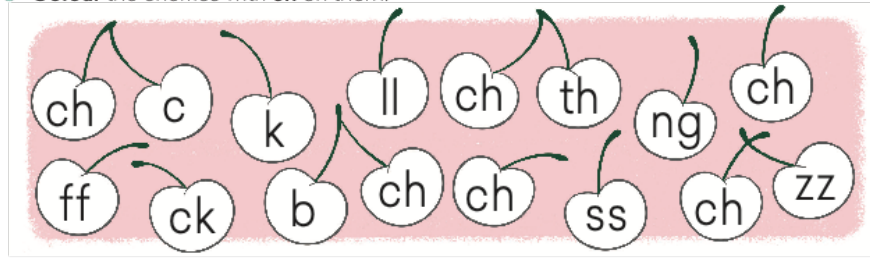
2 Tick the box if you hear at the **start** of the picture name.
Cross the box if you do not hear at the **start** of the picture name.




2 Tick the box if you hear in the picture name.
Cross the box if you do not hear in the picture name.



3 Colour the cherries with **ch** on them.



3 Colour the shells on the necklace with **sh** on them.



4 Write **ch** to finish the words. Colour boxes with matching words and pictures the same colour.

___op ___ips ___ick ___eck ___in



4 Write **sh** to finish the words. Colour boxes with matching words and pictures the same colour.

















































___ip ___ell fi___ ___op ___ed



BLM GM97

F   GM97

Match Up: Word Beginnings and Endings

F   GM97 cha _ _	F   GM97 t	F   GM97 ri _ _	F   GM97 ch
F   GM97 che _ _	F   GM97 ss	F   GM97 mu _ _	F   GM97 ch
F   GM97 chi _ _	F   GM97 ck	F   GM97 su _ _	F   GM97 ch
F   GM97 chi _ _	F   GM97 p	F   GM97 chi _ _	F   GM97 ll
F   GM97 chi _ _	F   GM97 n	F   GM97 cha _ _	F   GM97 p
F   GM97 cho _ _	F   GM97 p	F   GM97 che _ _	F   GM97 ck

BLM GM98

F 31 GM98

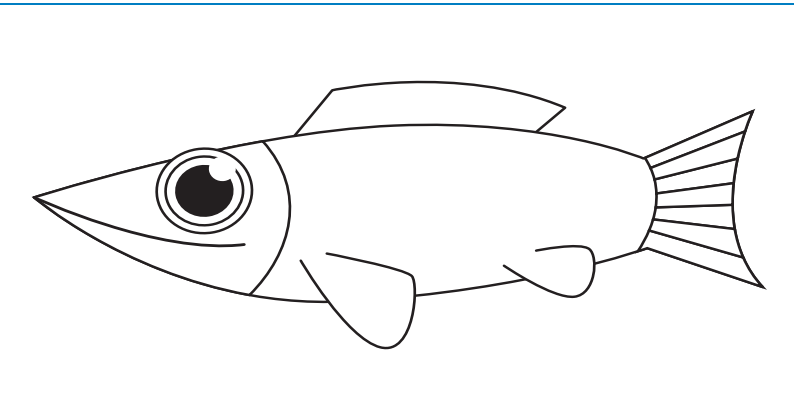
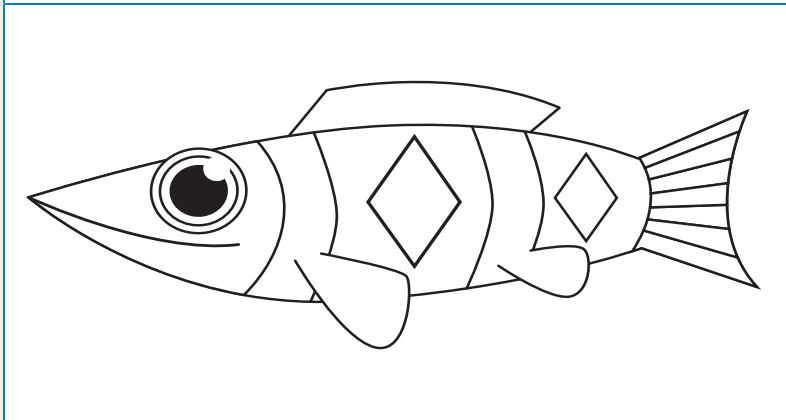

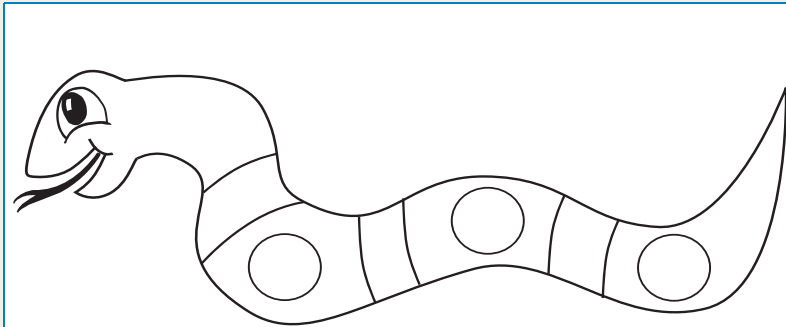
Match Up: Word Beginnings and Endings

F 31 GM98 she__	F 31 GM98 ll	F 31 GM98 __ash	F 31 GM98 m
F 31 GM98 shi__	F 31 GM98 p	F 31 GM98 __ish	F 31 GM98 __d
F 31 GM98 she__	F 31 GM98 _d	F 31 GM98 sho__	F 31 GM98 ck
F 31 GM98 shi__	F 31 GM98 _n	F 31 GM98 fi__	F 31 GM98 sh
F 31 GM98 sho__	F 31 GM98 ck	F 31 GM98 wi__	F 31 GM98 sh
F 31 GM98 sho__	F 31 GM98 p	F 31 GM98 ru__	F 31 GM98 sh



NA37 Animal patterns

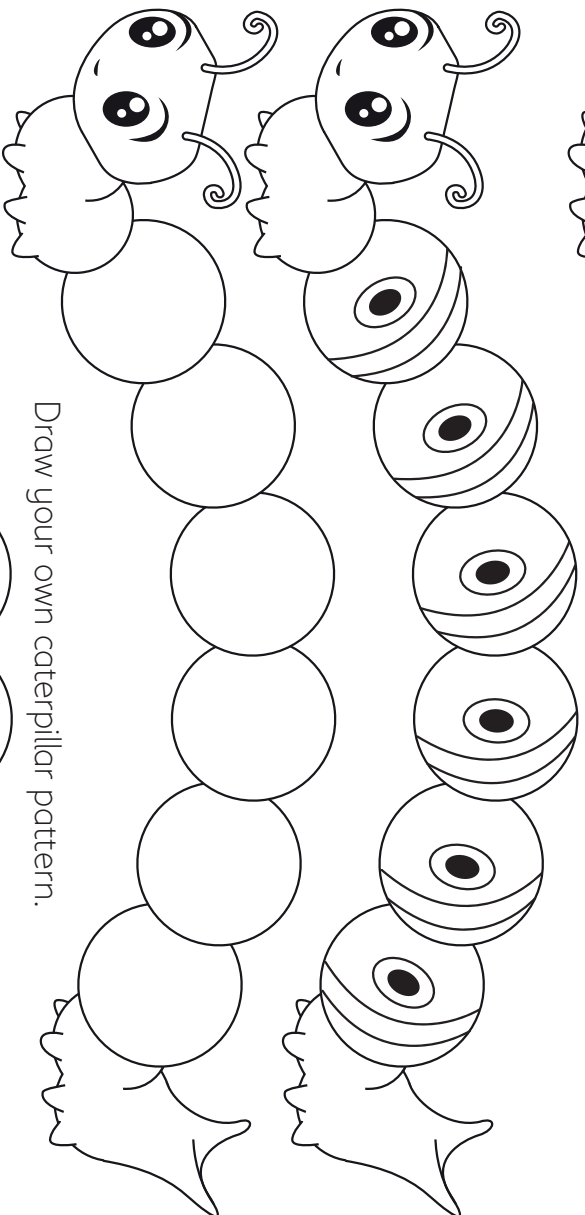
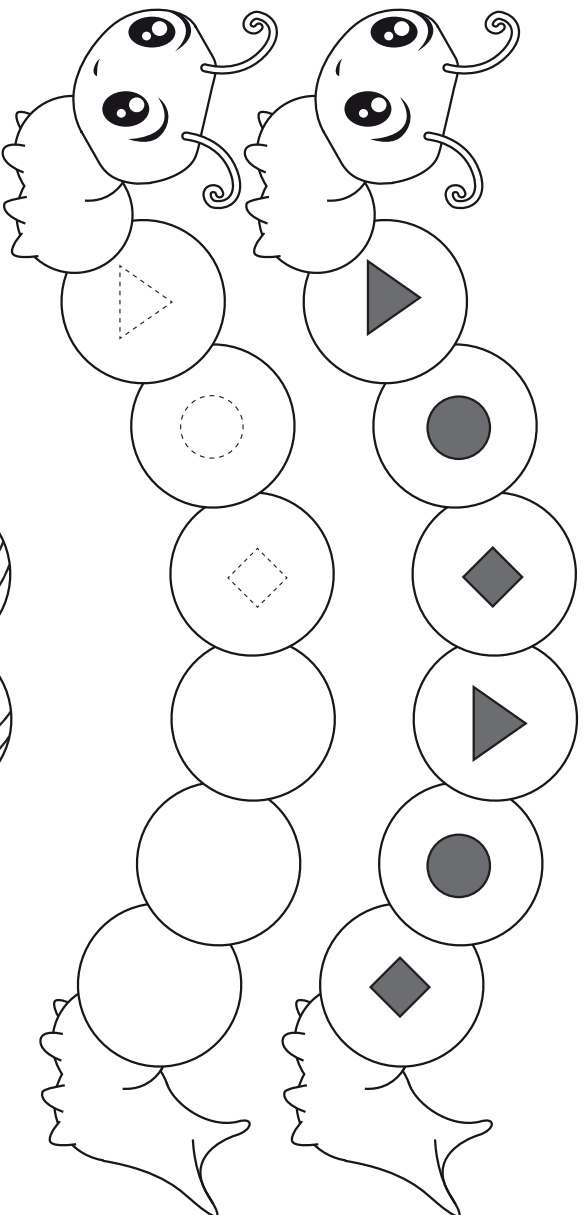
Copy the patterns on the animals. Colour them in.



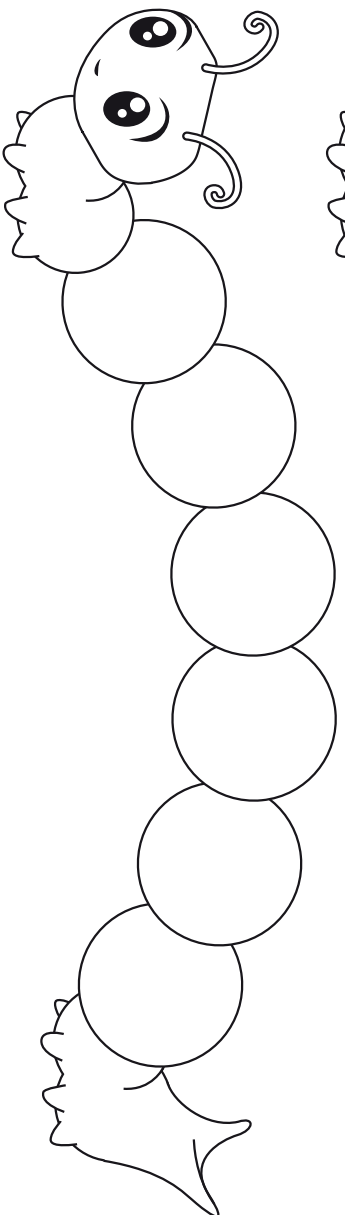


NA37 Describe and copy a visual pattern

Copy the patterns on the caterpillars. Colour them in.



Draw your own caterpillar pattern.




Complete the Patterns



©HOMeessonLife

RAINBOW TO 10



0 1 2 3 4 5

5 6 7 8 9 10

HOW
MANY
WAYS
CAN YOU
MAKE
10?

-	+	-	=	-	-	+	-	=	-
-	+	-	=	-	-	+	-	=	-
-	+	-	=	-	-	+	-	=	-
-	+	-	=	-	-	+	-	=	-
-	+	-	=	-	-	+	-	=	-
-	+	-	=	-	-	+	-	=	-

What would you like as a pet? A dog or a cat!

Helpful writing words:

- would
- like
- because

dog



cat



1.

2.

1.

2.

What would you like as a pet? A rabbit or a hen!

Helpful writing words:

- would
- like
- because

rabbit



hen



1.

2.

1.

2.

What would you like as a pet? A horse or a cow!

Helpful writing words:

- would
- like
- because

horse



COW



1.

2.

1.

2.