

Year 1 Parent Zoom Session

Friday 10th September, 2021
10:30AM





To our
Parents and
Carers





Seesaw

- The Learning From Home Frameworks have been planned and programmed by the Year 1 teachers.
- The concepts and content follow the Term 3 and soon to be Term 4 outcomes which would have been taught at school.
- A reminder about Seesaw activities:
 - 9am: Roll Marking Activity
 - 9:30am: Session 1 Activities
 - 10am: Session 2 Activities
 - 10.30am: Session 3 Activities
- Writing and Maths Instructions videos will be uploaded each day for the students to watch. This will help them understand what is written on the Seesaw activity for Writing and Maths. Sometimes examples will be given to assist your child.
- Your child may need help completing these activities and uploading them to Seesaw.
- Your child's work will be marked each day and feedback will be given where necessary.
- Please upload work on the day if possible so the Year 1 teachers can mark the roll for your child.

Session 1 Activities






NSW Department of Education

Adapted for use by







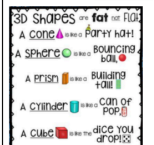
Framework for Learning from Home – Year 1 Week 9: WOW Week

You will need help from a parent/carer. Show each completed activity to your parents so they can check it and/or help you post it on Seesaw.

	Monday 6 th September	Tuesday 7 th September	Wednesday 8 th September	Thursday 9 th September	Friday 10 th September
Task	Take lots of breaks today!	Take lots of breaks today!	Take lots of breaks today!	Take lots of breaks today!	Take lots of breaks today!
Session 1	WOW Week Activity Complete one activity from this grid.  English Sound Waves Go to Unit 27 on www.soundwaveskids.com.au . This week's sound is 'oo, u'. Click on the Sound Info Kit . Listen to the chant and do the actions. Click on List Words , read your 'oo, u' words and write them in alphabetical order. Explore the sound further by clicking on the Segmenting Tool . Use this tool to work	WOW Week Activity Complete one activity from this grid.  English Sound Waves Practise your 'oo, u' List Words by writing a sentence for 8 of your words using adjectives, verbs and adverbs. Explore the sound and play the Grapheme Sort game on www.soundwaveskids.com.au	WOW Week Activity Complete one activity from this grid.  English News What is your favourite Toy? Give a description of what it is. Give 3 reasons why that Toy is so great and why it is your favourite. Your News needs to convince your audience that this Toy is the best and you must give at least 3 reasons to explain why.	WOW Week Activity Complete one activity from this grid.  English Sound Waves Complete the 'oo, u' Student Activity page (page 58) by going to the Sound Waves website and clicking 'Student Activity Pages' or using the tools on Seesaw or filling it in below.	WOW Week Activity Complete one activity from this grid.  English Sound Waves Complete the 'oo, u' Student Activity page (page 59) by going to the Sound Waves website and clicking 'Student Activity Pages' or using the tools on Seesaw or filling it in below.





Session 2 Activities



	Monday 6 th September	Tuesday 7 th September	Wednesday 8 th September	Thursday 9 th September	Friday 10 th September
Break	Break (30mins) Eat and Play	Break (30mins) Eat and Play	Break (30mins) Eat and Play	Break (30mins) Eat and Play	Break (30mins) Eat and Play
Session 2	Mathematics: Patterns and Algebra Watch the video: https://www.youtube.com/watch?v=diZWAYdcAk Complete the worksheets: 	Mathematics: Patterns and Algebra Watch the video: https://www.youtube.com/watch?v=7Sob3PvvvTQ Complete the worksheets: 	WELLBEING WEDNESDAY! 12:00pm to 3:00pm <ul style="list-style-type: none"> Design and make an obstacle course inside or in the garden. How fast can you complete it? Can you make up your own jokes? Tell them to someone to make them laugh! Complete a mindfulness guided meditation. You can access these on Smiling Mind or Peaceful Kids https://www.smilingmind.com.au/ https://www.peacefulkids.com.au/ 	Mathematics: 3D Space Watch the following video: https://www.youtube.com/watch?v=3-QwVFKz5hw Complete the worksheets:  Watch the following video to learn how to draw a cube: https://www.youtube.com/watch?v=C2mYfywH-g	Mathematics: 3D Space  Watch the following video: https://www.youtube.com/watch?v=quNdJ5MX1A Find examples of the following 3D objects around your house, take photos and use the microphone to describe each object (how many faces, how many edges, how many curved surfaces): <ul style="list-style-type: none"> Cones Cubes Cylinders Spheres Rectangular prisms Pyramids

© NSW Department of Education, Sep-21

3

Session 3 Activities

	Monday 6 th September	Tuesday 7 th September	Wednesday 8 th September	Thursday 9 th September	Friday 10 th September
Session 3	out how many sounds are in each word. Reading Read a levelled book from PM eCollection on the app or browser and then answer the questions. https://app.pmeccollection.com.au/login What was this book about? Who was your favourite character and why? Mrs Papadopolous' Writing Lesson Look at the PowerPoint presentation on Persuasive Writing on Seesaw. After viewing the presentation, you will need to decide: 'Should children play with toys?' Once you have your opinion, you will be writing a text to persuade your teacher using the OREO template. 	Reading Read a levelled book from PM eCollection on the app or browser. https://app.pmeccollection.com.au/login Before reading the book, talk about what you think is going to happen by looking at the pictures. Mrs Chen-Freeman's Writing Lesson Look at the PowerPoint presentation on Persuasive Writing on Seesaw. Use the high modality words and sentence starters to complete the joint writing in the table. Use the high modality and sentence starters to start your own persuasive writing on the topic: Should children go to bed earlier. Once you have your opinion, you will be writing a text to persuade your teachers using the OREO template or in your	Reading Listen to Mr Philpott read <i>The Duckling Gets a Cookie</i> by Mo Willems on Seesaw. Writing We have been learning about persuasive writing and what OREO means (Opinion, Reason, Example, Opinion). Now that you have read <i>The Duckling Gets a Cookie</i> , think of two or more reasons why the duckling SHOULD eat the cookie and write your opinion, reasons and examples in four or more persuasive sentences. Don't forget your first sentence will be your opinion. Your next sentences will be your reasons backed up by your examples. Your final sentence is your opinion restated. Don't forget sentence starters and high modality words that you have learnt. For example: I strongly believe the	Explore the sound and play the <i>Unjumbler</i> game on www.soundwaveskids.com.au Reading Listen to Mr Philpott read <i>The Duckling Gets a Cookie</i> by Mo Willems on Seesaw. Writing Now that you have read <i>The Duckling Gets a Cookie</i> again, think of two or more reasons why the duckling SHOULD NOT eat the cookie and write your opinion, reasons and examples in four or more persuasive sentences. Don't forget your first sentence will be your opinion. Your next sentences will be your reasons backed up by your examples. Your final sentence is your opinion restated. Use different sentence starters today. For example: In my opinion the duckling	Explore the sound and play the <i>Grapheme Trek</i> game on www.soundwaveskids.com.au Reading Complete an activity from the Community Language framework on Seesaw. Science & Technology Earth and Space Watch the Youtube video about the moon. https://www.youtube.com/watch?v=XYGyCuIjil When do you see the moon? What makes the moon shine? Does the moon always look the same? Why not? How long does it take for the moon to go through all of its phases? Complete the moon phase mini book and think of as many adjectives to describe the moon phases as you can! 

	Monday 6 th September	Tuesday 7 th September	Wednesday 8 th September	Thursday 9 th September	Friday 10 th September
Break	Break (1 hour) Eat and Play	Break (1 hour) Eat and Play	Break (1 hour) Eat and Play	Break (1 hour) Eat and Play	Break (1 hour) Eat and Play
Session 3	Community Language Complete an activity from the Community Language framework on Seesaw.	Science & Technology Earth and Space Watch the Youtube video about the moon. https://www.youtube.com/watch?v=XYGyCuIjil When do you see the moon? What makes the moon shine? Does the moon always look the same? Why not? How long does it take for the moon to go through all of its phases? Complete the moon phase mini book and think of as many adjectives to describe the moon phases as you can! 	WELLBEING WEDNESDAY! 12:00pm to 3:00pm 	Geography Weather and Seasons A meteorologist is a scientist that studies and predicts the weather. They help us prepare for each day's temperature and let us know to expect rain, snow or sun. Watch the video 'I want to be a meteorologist': https://www.youtube.com/watch?v=5-yYQpammp8 Pretend that you are a weather reporter. Use the video or microphone tool to tell your teacher what the weather forecast will be for today or this week. Remember to speak in full sentences. Be as creative as you like! Here is an example of a Weather Report. https://www.youtube.com/watch?v=c1npkEoEtos&t=4s	Creative Arts Visual Arts Follow the directed drawing to paint a full moon and stars https://www.youtube.com/watch?v=SR937wohehY OR Create your own artwork of a full moon. Be creative! Make sure to draw with detail and colour in your picture! You can use any materials you like, including crayons, paint, collage paper, leaves or twigs from outside etc.



Zoom

- Zoom is designed for your child to:
 - stay socially connected with their class and grade
 - orally communicate and check in with their teachers and peers
 - participate in fun speaking and listening activities
 - have a short break away from the Seesaw activities
 - ask questions about the activities on Seesaw
- There are a variety of zooms per week. These include:
 - Tuesday and Thursday 12pm: Class Zooms
 - Wednesday 10:30am or 11:30am: Library Zooms
 - EAL/D Writing Group Zooms for targeted students
 - Reading Group Zooms (still piloting)
 - Community Language Zooms
- Please ensure your child is on time for each zoom session.
- Just like the classroom, students follow our Zoom Rules.

Zoom Rules

Be respectful



No chat while teacher is talking



Be on time



Zoom from kitchen or living room



Raise your hand to talk



Mute yourself



Turn on video




Be prepared



No eating or drinking



Sit on a chair to help you stay focused



No changing Zoom backgrounds



HAVE FUN & SMILE!





Reading at Home:

in2era

- Our school has access to in2Era books and activities online so students can read at home.
- While learning from home, Year 1 students will read books from in2Era as part of the home reading program.
- **Website:** www.in2era.com.au
- **Username:** hurstville **Password:** hurstville
- **Please note:** For this website to function correctly, you must use an up-to-date browser, such as Chrome, FireFox, Edge or Safari.
- Click '**Readalong**' (Home Reading program)
 - Your child chooses a book at their level to read aloud.
 - Use the arrows to turn the pages, or if your child needs help, they can click on the play button to listen to the sentence read aloud.
 - Your child does not need to complete the extra activities that are located under the book.
 - If you require your child's reading level, please contact your child's teacher on Seesaw.



Reading at Home: in2era

Added to Session 3 Activities in the Learning Framework.

Students should utilise in2era in a similar way that they would borrow home readers from school.

Monday 13 th September	Tuesday 14 th September	Wednesday 15 th September	Thursday 16 th September	Friday 17 th September
Home Reading Read a levelled book from in2era tonight with a family member. www.in2era.com.au Username: hurstville Password: hurstville	Home Reading Read a levelled book from in2era tonight with a family member. www.in2era.com.au Username: hurstville Password: hurstville	Home Reading Read a levelled book from in2era tonight with a family member. www.in2era.com.au Username: hurstville Password: hurstville	Home Reading Read a levelled book from in2era tonight with a family member. www.in2era.com.au Username: hurstville Password: hurstville	Home Reading Read a levelled book from in2era tonight with a family member. www.in2era.com.au Username: hurstville Password: hurstville



Reading at Home:

PM eCollection

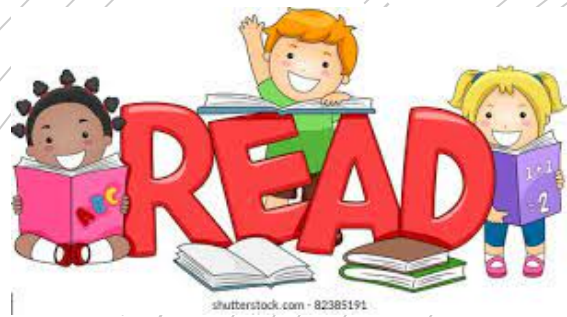
- Your child has access to PM eCollection online books at home.
- PM eCollection online books will be used for reading and comprehension activities as part of Session 1 Activities on the Learning Framework.
- These books are similar books that we would read in the classroom during small group reading sessions.
- Your child's reading level and a range of books are provided for your child to read at home
- Your child can access the PM eCollection using their log in details on either a desktop or tablet device:
 - To download the iOS app for iPad, search for 'PM eCollection'
 - To access the browser app, go to <https://app.pmeollection.com.au/login>

Reading at Home: PM eCollection

Added to Session 1 Activities in the Learning Framework.

Your child will read one book each day as part of the Reading Activity. Sometimes your child will complete this reading activity during Reading Group zoom sessions.

Monday 13 th September	Tuesday 14 th September	Wednesday 15 th September	Thursday 16 th September	Friday 17 th September
<p><u>Reading</u></p> <p>Read a levelled book from PM eCollection on the app or browser and then answer the questions. https://app.pmeollection.com.au/login</p> <p>What was this book about? Who was your favourite character and why?</p>	<p><u>Reading</u></p> <p>Read a levelled book from PM eCollection on the app or browser. https://app.pmeollection.com.au/login</p> <p>Before reading the book, talk about what you think is going to happen by looking at the pictures.</p>	<p><u>Reading</u></p> <p>Read a levelled book from PM eCollection on the app or browser. https://app.pmeollection.com.au/login</p> <p>Stop on a page in the middle, before turning to the next page, what do you think might happen next?</p>	<p><u>Reading</u></p> <p>Read a levelled book from PM eCollection on the app or browser. https://app.pmeollection.com.au/login</p> <p>After reading, talk about who was the main character in the story and where was the setting. What was the main problem and how did they solve the problem?</p>	<p><u>Reading</u></p> <p>Read a levelled book from PM eCollection on the app or browser. https://app.pmeollection.com.au/login</p> <p>After reading the story, retell what happened at the beginning, middle and end.</p>



Before, During and After Reading Ideas

BEFORE READING

- Talk about the cover, title and pictures
- Encourage your child to guess (predict) what the book may be about

DURING READING

- Discuss the story so far
- Encourage your child to guess (predict) what may happen next
- Ask your child questions about the story and the characters

AFTER READING

- Talk about the story (summarise)
- Ask questions about the story and the pictures
- Relate parts of the story to your child's own experiences (making connections)

Question Time!

- Please feel free to ask Mrs Maakaroun and myself a question. You can use the chat box or zoom session to ask a question about supporting your child during learning from home.
- All questions are warmly welcomed!

