

# Framework for Learning from Home – Year 3 Weeks 1


For some of the activities below you may need your parents help. Show each completed activity to your parents to check and upload to Seesaw if required.


	Tuesday	Wednesday	Thursday	Friday
<b>Session 1</b>	<p><b>English</b></p> <p><b>Reading</b></p> <p>Choose your own book and read 2 chapters OR watch the following video: Big Bad Bushranger (Years 3-4) read by Ms Wadley  <a href="https://drive.google.com/file/d/1hoVYYZC9QSVL8uyVr4ai_dERxSM3FYddj/view">https://drive.google.com/file/d/1hoVYYZC9QSVL8uyVr4ai_dERxSM3FYddj/view</a></p> <p>Use note in Seesaw or a workbook to complete the following task: Jot down 10 V.I.Ps, that means to find 10 Very Important or Interesting Points from the text.</p> <p>You could prepare 10 sentence strips and on each write an importance piece of information OR an interesting detail from the</p>	<p><b>English</b></p> <p><b>Reading</b></p> <p>Read 2 chapters of your own book or watch the following video:            Blossom Possum (Years 3-4) read by Mr Philpott  <a href="https://drive.google.com/file/d/11Gd1TrITROpTccATDlxVAGDWg_FG114/view?usp=sharing">https://drive.google.com/file/d/11Gd1TrITROpTccATDlxVAGDWg_FG114/view?usp=sharing</a></p> <p>* As you watch the video or read your book, think about the main events and jot them down.</p> <p>* In your workbook or on paper, create a storyboard or comic about the main ideas.</p> <p><b>Writing</b></p> <p>In your books, answer the following task:</p>	<p><b>English</b></p> <p><b>Reading</b></p> <p>Read 2 chapters of a book or watch the following video:            Counting on Frank read by Mr Philpott  <a href="https://drive.google.com/file/d/1KNf4yCHOB3GGKEbviQSHFWSpS3pCSaFY/view?usp=sharing">https://drive.google.com/file/d/1KNf4yCHOB3GGKEbviQSHFWSpS3pCSaFY/view?usp=sharing</a></p> <p>In your workbook, answer the following task:            Use 5 sentences to summarise the story, or what you have read so far.</p> <p><b>Writing</b></p> <p>In your books, answer the following task:            Write a report about all the things you DIDN'T do during</p>	<p><b>English</b></p> <p><b>Reading</b></p> <p>Read 2 chapters of a book or watch the following video:            Bamboozled (Years 3-4) read by Ms Wadley  <a href="https://drive.google.com/file/d/13Vd1uw2S4f3Y-tUj5bHSQell7HV31dxD/view?usp=sharing">https://drive.google.com/file/d/13Vd1uw2S4f3Y-tUj5bHSQell7HV31dxD/view?usp=sharing</a></p> <p>In your workbook, answer the following task:            If you could ask three questions to the main character, what would they be?</p> <p>If you could give a merit award to one of the characters in the story, who would it be? Why?</p> <p>Design and create the merit</p>

<p>text as you read. Ideas to think about: * the characters * the setting * when and why does a character begin to change * what do they do or say that is important and why? * what significant event happens and how does it impact the rest of the story * what lesson did you learn from the story? is there a message behind the story? a theme? * did you notice any interesting vocabulary or the way the text was formatted?</p> <p><b>Writing</b></p> <p>In your books, answer the following task:</p> <p>If you had \$100,00, how would you spend it?</p> <p>Ensure you include details about what you would do with the money, eg. Would you buy yourself something special such as a new laptop? Who might you share it with, eg Would you share it with your family, friends, neighbours or even your teachers? Where would you go, eg. On an overseas holiday, on a cruise to a relaxing island, Movie</p>	<p>Would you rather be a pet dog or a pet cat? Why? Think about what each pet does everyday, how the owners look after it or play with it and any special treats it might have.</p> <p><b>Spelling</b></p> <p>Using your spelling words, complete the following activity:</p> <p>Write an acrostic poem for 5 of your spelling words.</p> <p>Bonus: Soundwaves:</p> <p>How to login:</p> <p><a href="http://www.soundwaveskids.com.au">www.soundwaveskids.com.au</a></p> <p>Access code: moss583</p> <p>Play a game on a sound of your choosing for 15 minutes.</p>	<p>these holidays because of restrictions. Try to include 3-5 things. Was this a good thing or a bad thing? Eg, I didn't go shopping everyday and that was great because I think that shopping can be boring. I didn't see my friends and that was not ok as I really wanted to play with them.</p> <p><b>Spelling</b></p> <p>Using your spelling words, complete the following activity:</p> <p>Write a story using as many spelling words as you can. Underline or highlight each of the words that you have chosen to use.</p> <p>Bonus: Soundwaves:</p> <p>How to login:</p> <p><a href="http://www.soundwaveskids.com.au">www.soundwaveskids.com.au</a></p> <p>Access code: moss583</p> <p>Play a game on a sound of your choosing for 15 minutes.</p>	<p>card for the character.</p> <p><b>Writing</b></p> <p>In your books, answer the following task:</p> <p>Make a list of pros (positives) and cons (negatives) of doing your homework, eg.</p> <p>Pros- learn more,</p> <p>Cons- could play games instead</p> <p><b>Spelling</b></p> <p>Using your spelling words, complete the following activities:</p> <p>Use a dictionary to find the definition of five of your spelling words.</p> <p>Choose five spelling words and write an interesting sentence for each word.</p> <p>Bonus: Soundwaves:</p> <p>How to login:</p> <p><a href="http://www.soundwaveskids.com.au">www.soundwaveskids.com.au</a></p> <p>Access code: moss583</p> <p>Play a game on a sound of your choosing for 15 minutes.</p>
--	---	---	--

	<p>World etc.</p> <p><b>Spelling</b></p> <p><i>Focus Graphemes:</i></p> <p><b><i>n, nn, kn and ng, n</i></b></p> <p>Using all of the spelling words, create your own word search.</p> <p>Bonus activity: Choose an activity from the Word Work Grid <b>OR</b> play a game on Soundwaves using a sound of your choosing for 15 minutes:</p> <p>How to login:</p> <p><a href="http://www.soundwaveskids.com.au">www.soundwaveskids.com.au</a></p> <p><b>Access code: moss583</b></p>			
<p><b>Break</b></p> <p><b>11-11:30</b></p>	<p>Break (30 mins)</p> <p>Eat &amp; Play</p>	<p>Break (30 mins)</p> <p>Eat &amp; Play</p>	<p>Break (30 mins)</p> <p>Eat &amp; Play</p>	<p>Break (30 mins)</p> <p>Eat &amp; Play</p>

<p><b>Session 2</b></p>	<p><b>Mathematics:</b></p> <p>Look at the following website to learn about the different kinds of angle (or look at the diagram at the end of this booklet):</p> <p><a href="https://www.mathsisfun.com/angles.html">https://www.mathsisfun.com/angles.html</a></p> <p>Look around your home/school and write down examples of real life acute, right and obtuse angles.</p> <p>Draw real life examples of each angle in your books.</p> <p><b>iMaths:</b> How to login: <a href="http://www.imathskids.com.au">www.imathskids.com.au</a></p> <p>Year 3 Access Code: nine026</p> <p>Play any game or games for 15 minutes.</p>	<p><b>Mathematics:</b></p> <p>Create a table with the following headings:</p> <p><i>Certain, likely unlikely and impossible.</i></p> <p>List at least 5 events that would belong under each heading.</p> <p>Eg. <i>It is impossible for pigs to fly.</i></p> <p>Need help? Look at the example at the end of this booklet ☞</p> <p><b>iMaths:</b> How to login: <a href="http://www.imathskids.com.au">www.imathskids.com.au</a></p> <p>Year 3 Access Code: nine026</p> <p>Play any game or games for 15 minutes.</p>	<p><b>Mathematics:</b></p> <p>Write 5 real-life word problems that need to be solved using subtraction. Answer each problem and show your working.</p> <p>Next, write 5 real-life word problems that need to be solved using addition. Answer each problem and show your working.</p> <p>Need help? Look at the example at the end of this booklet ☞</p> <p><b>iMaths:</b> How to login: <a href="http://www.imathskids.com.au">www.imathskids.com.au</a></p> <p>Year 3 Access Code: nine026</p> <p>Play any game or games for 15 minutes.</p>	<p><b>Mathematics:</b></p> <p>Choose a number between 10 000 and 99 000. Use words and pictures to create a poster showing as much information about the number as possible.</p> <p><b>iMaths:</b> How to login: <a href="http://www.imathskids.com.au">www.imathskids.com.au</a></p> <p>Year 3 Access Code: nine026</p> <p>Play any game or games for 15 minutes.</p>
-------------------------	--	---	--	--

Break 1-2pm	Break (1 hour) Eat & Play	Break (1 hour) Eat & Play	Break (1 hour) Eat & Play	Break (1 hour) Eat & Play
<b>Session 3</b>	<b>Creative Arts:</b>  Click the following video and dance along with the video: <a href="https://www.youtube.com/watch?v=FHo9QaJ1DyI">https://www.youtube.com/watch?v=FHo9QaJ1DyI</a>  This will get your body moving!  There are a few different dances in the video.  After you have danced the whole video, choose your favourite one and practise and refine your movements.  If you do not have access to a device make up your own dance moves.  Perform it to your family.	<b>Science:</b>  Watch <i>The Magic School Bus Lost in Space</i> <a href="https://www.dailymotion.com/video/x3gw5wy">https://www.dailymotion.com/video/x3gw5wy</a>  Draw a Diagram of our Solar System. Include the sun and all the planets making sure they are labelled correctly.	<b>Geography:</b>  Natural Features in Australia * Think about some of the "Natural features of Australia" * Watch the video: Great Southern Land or browse an Atlas, Talk to your family <a href="https://www.youtube.com/watch?v=UHYnkWjApiU">https://www.youtube.com/watch?v=UHYnkWjApiU</a> * Use a whiteboard or a page in your workbook to jot down the things you see/ hear/ feel as you watch the video. E.g. climate, weather, landscape, built features, vegetation. * Create a word/idea web- Write the word Natural features in the middle of your page and add your ideas.  Some examples: Uluru, Great Barrier Reef, Rock formations, dessert, forests.	<b>Creative Arts:</b>  Draw a family member or friend like a caricature or cartoon. Below are some examples of how to draw different features. Remember, your drawing isn't supposed to be realistic, but you should choose shapes and features that look like they could belong to the person you are drawing.  When you are done with your drawing click add response then the photo button and take a photo of your drawing. To upload your work click the green tick button.   <small>shutterstock.com • 157145000</small>

				 <p><b>CARTOON HAIR</b></p> <p>© DESIGNTHEDREAM.COM</p> <p>shutterstock</p>
--	--	--	--	--

**Week 1 : Term 3, Year 3 Spelling List words- Unit 18 – Combined Unit**

**Graphemes: n, nn, kn and ng, n**

<b>Focus Words</b>	dinner knew know knock	fifteen ninety eighteen nineteen	bring along anything young	something cutting during beginning
<b>Extension Words</b>	attention connection	naughty necessary	among amongst	strength stronger

## Word Work Grid

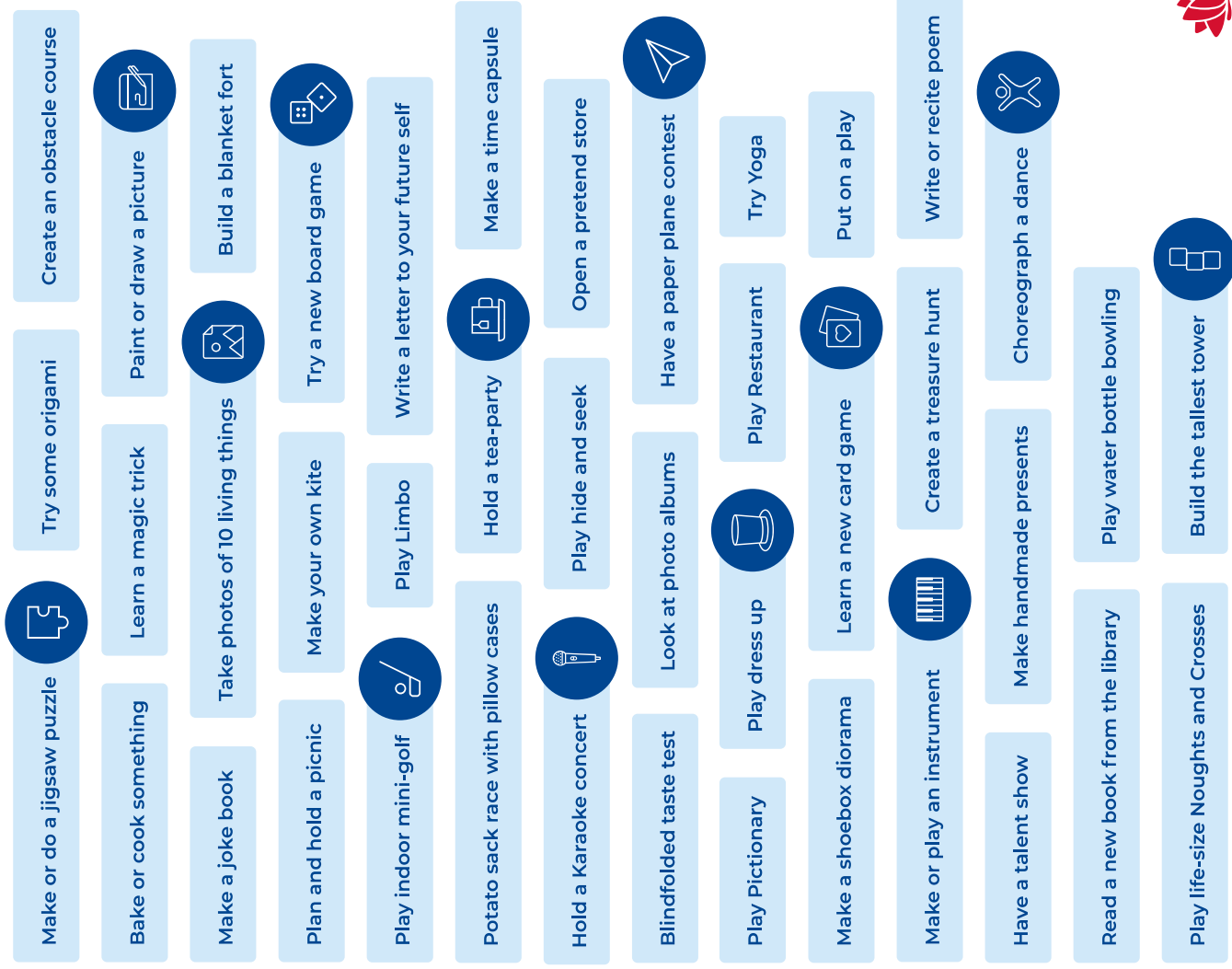
Complete each of the activities in this grid. Write the date you completed each activity on the line provided.

<p><b>Syllable Sort</b> Write your spelling words in order from the least amount of syllables to the most. Words with the same number of syllables should be in alphabetical order.</p> <p>Date: _____</p>	<p><b>Odd One Out</b> For each of your spelling words, write four words. One is your spelling word, two relate to your spelling word and one is the odd word out that doesn't fit with the other two.</p> <p>Date: _____</p>	<p><b>Wacky Words</b> On a sheet of paper, write your spelling words in different directions, filling up the whole sheet. Use different colours and types of writing for each word.</p> <p>Date: _____</p>	<p><b>Word Detective</b> Write three clues about each of your spelling words. Ask someone to try to guess your spelling words using your clues.</p> <p>Date: _____</p>	<p><b>Digging in the Dictionary</b> Use a dictionary to find the definition and write a sentence for each of your spelling words.</p> <p>Date: _____</p>
<p><b>Rhyming Wheels</b> Think of as many words as you can that rhyme with your spelling words.</p> <p>Date: _____</p>	<p><b>Alliteration</b> Write a sentence for each of your spelling words using as much alliteration as possible.</p> <p>Date: _____</p>	<p><b>Sentence Smart</b> Write a sentence for each of your spelling words.</p> <p>Date: _____</p>	<p><b>Story Time</b> Write a story using as many of your spelling words as you can. Underline each of your spelling words.</p> <p>Date: _____</p>	<p><b>Sort Them Out</b> Sort the words on your spelling list into three different categories of your choice.</p> <p>Date: _____</p>
<p><b>Word Search</b> Create your own word search using all the words on your spelling list.</p> <p>Date: _____</p>	<p><b>Handwriting Hero</b> Write out your spelling words in your very best cursive hand writing.</p> <p>Date: _____</p>	<p><b>Letter Lingo</b> Write a letter to a friend. Use as many spelling words in your letter as you can.</p> <p>Date: _____</p>	<p><b>Words Within Words</b> Make a list of as many smaller words as you can find from your spelling list.</p> <p>Date: _____</p>	<p><b>Code Breaker</b> Use the code guide to make a code for each of your spelling words.</p> <p>Date: _____</p>





## Some activities and ideas for home for parents of primary and early learners



[education.nsw.gov.au](https://education.nsw.gov.au)



## Mathematics – information and examples

### Names of Angles

As the Angle Increases, the Name Changes:



Q: George needs \$52 to buy a new skateboard.  
He has \$37 in his bank account.  
How much more money does he need?

A:  $\$52 - \$37 = \$15$

Q: Lucy received 12 birthday cards from her friends.  
Each card contained \$5.  
How much money did Lucy receive?

A:  $12 \times \$5 = \$60$

Certain	Likely	Unlikely	Impossible
I am alive.	I will learn to drive.	I will be Prime Minister.	I will grow a third leg.
...	...	...	...



Title \_\_\_\_\_

Page \_\_\_\_ Of \_\_\_\_



---

---


---



---

---

---



---

---

---



---

---

---



---

---

---



---

---

---