

Learning from Home for Year 2



Education
Public Schools



Thank you!

All the Year 2 teachers would like to say a big thank you for supporting your children during learning from home and all the things you do!

Just to name a few...





- ▶ Getting your children onto Seesaw
- ▶ Helping with home reading on in2era
- ▶ Logging your children into zoom meetings
- ▶ Logging your children into the PM e-collection
- ▶ Teaching and supporting your children during this difficult time
- ▶ And everything else you do!

Learning Frameworks

- ▶ The Learning From Home Frameworks have been planned and programmed by all the Year 2 teachers.
- ▶ The concepts and content follow the Term 3 outcomes which would have been taught at school this term.
- ▶ The Year 2 teachers have tried to make the Frameworks engaging, resourceful and fun for the students to learn.
- ▶ The frameworks are structured with English in the morning, Mathematics in the middle session, and Science, Geography, PD/H/PE, Community Language in the afternoons. These activities are what is uploaded to Seesaw.
- ▶ Presently, the Year 2 teachers use Seesaw recorded videos for further instructions on some activities and Zoom 3x a week for check ins with the students and to further explain the activities.

Framework for Learning from Home – Year 2 T3 W8 30th Aug-3rd Sept

You will need help from a parent/carer. Show each completed activity to your parents so they can check it and/or help you post it on Seesaw. Remember to have regular breaks throughout the day for crunch and sip, recess and lunch, stretching and moving throughout the house in between activities. Please remember to take care with your work and present it neatly.

	Monday 30/8	Tuesday 31/8	Wednesday 1/9	Thursday 2/9	Friday 3/9
Morning Literacy	<p>Spelling- We are looking at Soundwaves- Unit 26. It is a combined unit this week. The sounds are: 'v', 've' and 'w', 'wh', 'u'</p> <p>Choose sidebar display: ids.com.au.</p> <p>Access code: puff231</p> <p>Use the template provided (or draw your own), and write your spelling list words in the shape. Write your 'v', 've' words in the vase and your 'w', 'wh', 'u' words in the web.</p>  <p>Reading: Visit https://in2era.com.au/home Username: hurstville Password: hurstville Choose a picture book or a book at your level and read</p>	<p>Reading: Visit https://in2era.com.au/home Username: hurstville Password: hurstville Choose a picture book or a book at your level and read for enjoyment. Try to aim for 10-20 minutes of reading.</p> <p>Persuasive Writing</p> <p>Text Structure is how we organise our writing. This is the persuasive writing text structure:</p> <p>Title Reason 1 Reason 2 Reason 3 Conclusion</p>	<p>Spelling – Segmenting Sounds Find the segmenting tool on the soundwaves website and work out how many sounds each word has and which letters match. www.soundwaveskids.com.au Access code: puff231</p>  <p>Reading & Writing Watch and read the story 'Piranhas Don't Eat Bananas' on Seesaw. Visit the website: https://www.coolkidfacts.com/piranhas-facts/ Fill in the cloze passage by</p>	<p>Spelling - Textbook We have uploaded the first page of Unit 26 from the Soundwaves textbook. Complete the activities. Do the first page ONLY.</p>  <p>Reading & Writing Watch and read the story 'Piranhas Don't Eat Bananas' on Seesaw. Complete the activity on Seesaw and match what foods the piranhas eat.</p>	<p>Spelling - Textbook We have uploaded the second page of Unit 26 from the Soundwaves textbook. Complete the activities. Do the second page ONLY</p>  <p>Explore some sounds and play the games for this unit on the Soundwaves website. www.soundwaveskids.com.au Access code: puff231</p>

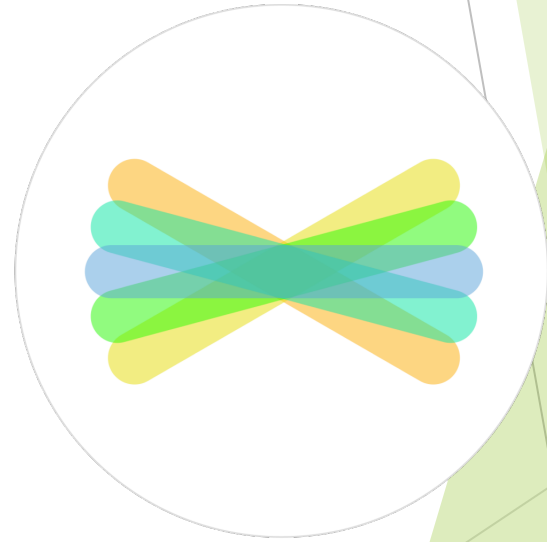
Where to next?

- ▶ The Learning Frameworks will continue into Term 4, aligning with concepts and content that would be taught if we were face-to-face.
- ▶ Reading Groups will begin on zoom this week. Class teachers will send out a Seesaw activity, with zoom meeting information for groups of students.
- ▶ Writing support groups will begin this term and continue into next. This will be optional.
- ▶ Zoom check-in meetings will continue to run three times per week (set by the class teacher).
- ▶ Seesaw activities will continue. All activities are released at the beginning of each day.



Seesaw

- ▶ Please encourage your child to read all the instructions and/or watch the instructional videos that are attached to the activity.
- ▶ Sometimes our activities will have more than one page, and students will be expected to complete them.
- ▶ Encourage your child to read or listen to the teacher feedback on how they can improve their work. Teachers can 'send back' work for students to complete.
- ▶ Remind your children about appropriate commenting on Seesaw - the teachers are still looking for respectful, responsible learners.



Seesaw

Example of additional pages on Seesaw

The screenshot shows the Seesaw app interface in a web browser. The address bar displays 'app.seesaw.me'. The top navigation bar includes a 'View Instructions' button, a 'Draft' status indicator, and a green checkmark. The main workspace features a background image of grass and soil. A text box at the top reads 'Click and drag the answer to the correct box.' Below this is a 2x3 grid of boxes. The top row contains the questions: 'What is soil?', 'How is soil formed?', and 'Why is soil important?'. The bottom row contains the answers: 'made of rock, water, air and organic material', 'many plants grow in soil; it provides support and nutrients to plants', and 'weathering breaks down rocks and creates it'. On the left side, there is a vertical toolbar with icons for text (T), drawing (pencil, eraser, camera, etc.), and a quote icon. On the right side, there is a vertical toolbar with a color palette and a blue circle. At the bottom right, there is an 'Add Page' button. A red arrow points from the text on the right towards the page thumbnails on the right side of the workspace.

Click and drag the answer to the correct box.

What is soil?	How is soil formed?	Why is soil important?
made of rock, water, air and organic material	many plants grow in soil; it provides support and nutrients to plants	weathering breaks down rocks and creates it

View Instructions Draft

1 2 3

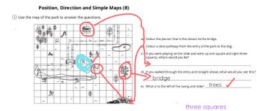
Add Page

► If there is more than one page to complete, it will appear here.

Example of Seesaw Feedback

In response to: Activity 2 Mathematics Friday 20th August

1/3




August 20, 2021, 9:53 AM

Miss Allen You need to do the second page

Miss Allen 0:00 -0:08



Students can read or listen to their feedback at the bottom of their post.



When Teachers Send Work Back to Students

Activities

or ore a aw au

horse

paw

core

sauce

ball

Morning Activity 1 Spelling Monday

23rd August

Spelling

We are looking at Soundwaves- Unit 25 this week. The sounds are: 'or', 'ore', 'a', 'aw', 'au'

The spelling words this week are: for, born, sort, horse, forty, more, saw, paw, draw, straw, your, four, called, small, walk, always, water, warm, because, caught.

The sight words this week are: think, another, anyone, Autumn, Thursday.

Use the horse template (or draw your own), brainstorm as many words that you can think of that have the 'or', 'ore', 'a', 'aw', 'au' sounds e.g. horse, shore, call, straw, hall. You can include some of your spelling words from this week as well.

Visit www.soundwaveskids.com.au to explore the sounds this week.

Access code: puff231

2 Drafts

Finish Response

Assigned on: 23 Aug 2021

2A - 2021

Student

Journal

Activities

Inbox

To Do

In Progress

Done

Calendar

FAL /D Writing - 1 2 W7 Tue (24/8/21)

When teachers send work back, students can view it in the 'In Progress' section of their activities. They will need to finish their work after listening or reading teacher feedback and re-submit.

Home Reading: in2era online Library

It is important that your child is reading quality books while learning from home. The in2era website is an online library that provides your child with interactive books at their reading level. Go to the in2era website and log in using the username and password provided.

Website: www.in2era.com.au **Username:** hurstville **Password:** hurstville

Please note: For this website to function correctly, you must use an up-to-date browser, such as Chrome, FireFox, Edge or Safari.

There are two parts of the in2era library in our Learning from Home frameworks.

Click 'Picture Books'

Your child chooses a book to read aloud.

Click 'Readalong'

Your child chooses a book at their level to read aloud.

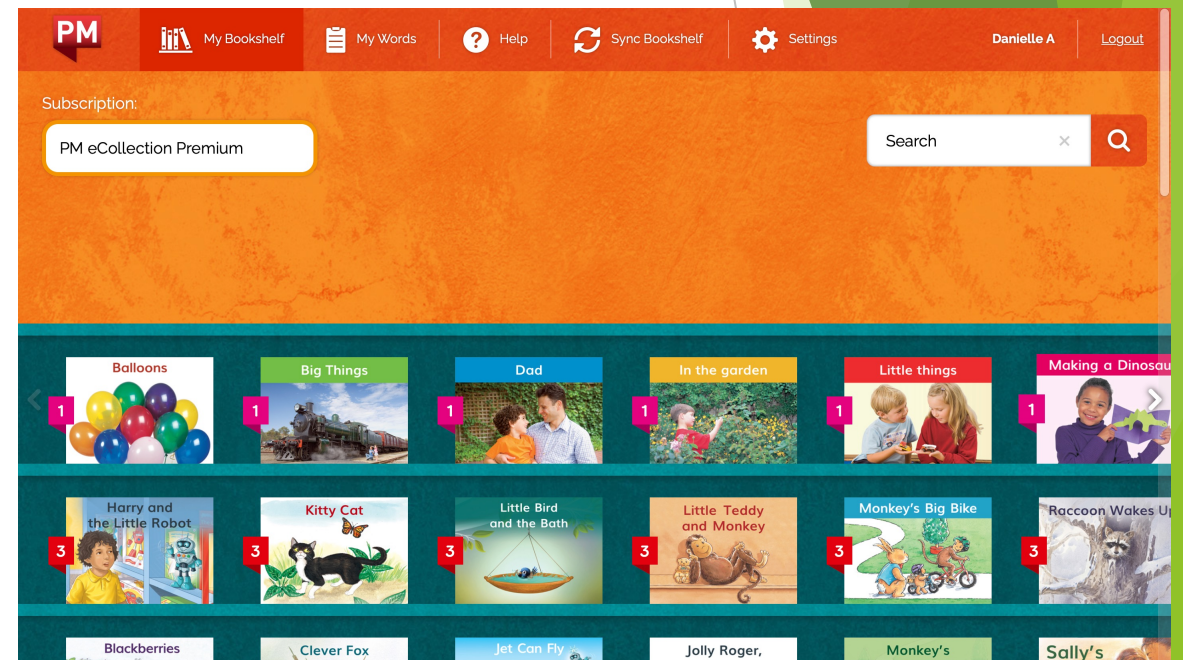
Use the arrows to turn the pages, or if your child needs help, they can click on the play button to listen to the sentence read aloud.

Your child does not need to complete the extra activities that are located under the book.



Guided Reading - PM e-collection online

- ▶ Students were given login details and information about how to login to PM online last week.
- ▶ PM eCollection online books will be used for reading and comprehension activities as part of Guided Reading Zoom sessions. You will be notified of these sessions by your class teacher via Seesaw. Your child can access the PM eCollection on either a desktop or tablet device:
 - ▶ • To download the iOS app for iPad, search for 'PM eCollection'
 - ▶ • To access the browser app, go to <https://app.pmecollection.com.au/login>



Connecting With the Book

You can help your child by asking questions and discussing their home reader.

Students were given their reading level information on seesaw with their zoom login details.

BEFORE READING

- ▶ Talk about the cover, title and pictures
- ▶ Encourage your child to guess what the book may be about

DURING READING

- ▶ Discuss the story so far
- ▶ Encourage your child to guess (predict) what may happen next
- ▶ Ask your child questions about the story and the characters

AFTER READING

- ▶ Talk about the story (summarise)
- ▶ Ask questions about the story and the pictures
- ▶ Relate parts of the story to your child's own experiences (making connections)



Helpful Tips

- Set up routines;
- Try and get your child dressed for the day before you start online learning;
- Set up a workspace for your child;
- Take breaks throughout the day;
- Stay positive and calm;
- Please remember this learning style is new for everyone.
- If an activity is not working be flexible; either change to another activity or change the lesson slightly to be more hands on;
- Try and go outside and take a break;
- Physical exercise is good for unwinding;
- Please remember that you are doing your best!



Year 2 Return to School Date

As per the premier's latest advice (as at 27th August),

Year 2 will return to school on the 1st November.
This will be Week 5 of Term 4.





Question Time

- Please feel free to use the chat box or zoom session to ask a question about supporting your child during learning from home.
- All questions are warmly welcomed!