

Framework for Learning from Home – Year 2 T2W1

You will need help from a parent/carer. Show each completed activity to your parents so they can check it and/or help you post it on Seesaw.

在家学习大纲– 二年级第二学期第一周

您将需要父母/看护人的帮助。向您的父母展示每个完成的活动，以便他们可以检查和/或帮助您将其发布在 Seesaw 上。

	Wednesday	Thursday	Friday
Task	<p>Help set the table for dinner. 帮助摆桌子吃饭。</p>	<p>Do you have your books and pencils ready for today? 今天有准备好书和铅笔吗？</p>	<p>Can you help wash/dry the dishes? 你能帮忙洗碗吗？</p>
Morning	<p>English Spelling <u>approx. 30-40 mins</u> 英语拼写 大约 30-40 分钟</p> <p>Read your spelling words from Unit 10 www.soundwaveskids.com.au. <u>Write your words into your book.</u> 从第十单元阅读拼写单词 www.soundwaveskids.com.au。 把单词抄写到你的作业本</p>	<p>English Spelling <u>approx. 30-40 mins</u> 英语拼写 大约 30-40 分钟</p> <p>Read your spelling words from Unit 10 www.soundwaveskids.com.au. <u>Write your words into your book.</u> 从第十元阅读拼写单词 www.soundwaveskids.com.au。 把单词抄写到你的作业本</p>	<p>English Spelling <u>approx. 30-40 mins</u> 英语拼写 大约 30-40 分钟</p> <p>Read your spelling words from Unit 10 www.soundwaveskids.com.au. <u>Write your words into your book.</u> 从第十单元阅读拼写单词 www.soundwaveskids.com.au。</p>

上。
 Choose 5 of your spelling words and write them into questions. Don't forget a capital letter at the beginning and a question mark at the end.
 e.g. Start your question with "What", "Where", "Who", "How"
 选择 5 个单词并用这些单词造句（问句）。一开始不要忘记大写字母以问号结束句子。
 例如从“什么”，“哪里”，“谁”，“如何”开始您的问句。
 Read the question to another person at home and get them to answer it.
 将你造的问句读给家里的另一个人，然后让他们回答。
 Explore some sounds and play the games for this unit
 on www.soundwaves.kids.com.au

上。
 Write your spelling words in pyramid shapes.
 e.g. b
 b l
 b l u
 b l u e
 用金字塔形状写下您的拼写单词。
 例如
 b
 b l
 b l u
 b l u e
 Explore some sounds and play the games for this unit
 on www.soundwaves.kids.com.au
 探索一些声音，并在 www.soundwaves.kids.com.au 上玩此设备的游戏。
Reading
Approx. 30 mins
 读

把单词抄写到你的作业本上。
 Draw a few flowers with large petals and write your spelling words inside the petals, leaves and stem.
 画几朵有大花瓣的花，然后在花瓣，叶子和茎干中写下您的拼写单词。
 Explore some sounds and play the games for this unit
 on www.soundwaves.kids.com.au
 探索一些声音，并在 www.soundwaves.kids.com.au 上玩此设备的游戏。
Reading
Approx. 30 mins
 读
 大约 30 分钟
 Choose a fiction book to read and draw a picture of your favourite character.
 选择一本小说来阅读并

探索一些声音，并在 www.soundwaves.kids.com.au 上玩此类的游戏。

Reading

Approx. 30 mins

读

大约 30 分钟

Choose a fiction book to read and explain it to someone at home.

Remember to tell them about the characters, the beginning the middle and the end.

选择一本小说以阅读，并向家里的人讲叙述故事情节。记住要告诉他们有关人物的信息，故事的开始，经过和结尾。

Search for **5 proper nouns** and **5 common nouns** and write them in your book. Write some sentences using these nouns. Remember proper nouns have capital letters.

搜索 5 个专有名词和 5 个普通名词并将其写在你的作业本里。并用这

大约 30 分钟

Choose a fiction book to read and draw a picture of your favourite part.

选择一本小说书，以阅读并画一下自己喜欢的部分的照片。

Search for 5-10 adjectives from your book. These are describing words.

Use these words to write interesting sentences.

从您的书中搜索 5-10 个形容词。这些是描述人或物体单词。

用这些词写有趣的句子。

Writing

Approx. 30-40 mins

写作

大约 30-40 分钟

In your book write down 2 people who have helped you. Write 3 things they do that you are thankful for.

绘制您喜欢的角色的图片。

Write a detailed description of a character using adjectives. Remember to describe their personality as well as their physical appearance.

使用形容词详细描述一个角色。记住要描述他们的个性以及他们的外表。

Writing

Approx. 30-40 mins

写作

大约 30-40 分钟

Write a letter to your friend telling them what you have been doing.

Ask them questions about their time away from school.

给你的朋友写一封信，告诉他们你在做什么。向他们询问有关他们放学时间的问题。

些名词造句。记住专有名词的第一个字母要大写。

Writing

Approx. 30-40 mins

写作

大约 30-40 分钟

Write an acrostic poem about Autumn.

E.g.

Amazing leaves falling down

Under the shade of the tree

T

U

M

N

Decorate and draw pictures on your poem. Don't forget to do a border!

写一本关于秋天的杂诗。

例如:

Amazing leaves falling down

Under the shade of the tree

T

U

M

N

e.g. I am thankful for my gorgeous mum because she always makes my delicious favourite dinner.

在您的练习本上写帮助过您的 2 个人。写下三件你对他们感谢的事情。

例如: 我感谢我的妈妈, 因为她总是做我最喜欢的晚餐。

	装饰并在诗歌上画图。 别忘了做边框！		
Break	Break 25 mins 休息 25 分钟	Break 25 mins 休息 25 分钟	Break 25 mins 休息 25 分钟
Middle	<p>Mathematics Approx. 40-50 mins Today's magic number is 15. Use the "2-digit Number of the Day" sheet as a guide to write facts in your work books about today's number.</p> <p>数学 大约 40-50 分钟 今天的魔术数字是 15。使用“每日 2 位数字”表作为指导，在作业本中写下有关今天数字的。</p> <p>In your book make a timetable of your day. Draw a clock face showing the time that you started each activity. e.g. Finish school work at 3 o'clock</p> <p>3:00 在您的书中制定一天的时间表。画一个钟面，显示开始每个活动的时</p>	<p>Mathematics Approx. 40-50 mins Today's magic number is 27. Use the "2-digit Number of the Day" sheet as a guide to write facts in your work books about today's number.</p> <p>数学 大约 40-50 分钟 今天的魔术数字是 27。使用“每日 2 位数字”表作为指南，在作业本中写下有关今天数字的。</p> <p>Flip a coin 10 times, and record heads or tails using tally marks in your book. Flip the coin again 10 times and see if your results were any different. Why/why not? 翻转硬币 10 次，并在书中使用提示标记记录正面或反面。再次翻转硬币 10 次，看看结果是否有所不同。为什么相同/为什么不同呢？</p>	<p>Mathematics Approx. 40-50 mins Today's magic number is 43. Use the "2-digit Number of the Day" sheet as a guide to write facts in your work books about today's number.</p> <p>数学 大约 40-50 分钟 今天的魔术数字是 43。使用“每日 2 位数字”表作为指导，在作业本中写下有关今天数字的。</p> <p>Draw two columns in your book with the headings likely and unlikely. Write and draw 5 events in each column under each heading. 在书中画两列，标题可能和不太可能。 在每个标题下的每一列中编写和绘制 5 个事件。</p>

间。
例如 3 点钟完成功课。

Go to the games section
and play a game
on [www.imathskids.com.
au](http://www.imathskids.com.au)

到游戏部分，然后在
www.imathskids.com.au
上玩游戏。

Handwriting
Approx. 20 mins

练字

大约 20 分钟

Practice the
letter **g** in your book.

Remember starting at the
top and making sure the g
sits on the line.

g

Now copy this sentence
into your book:

Good girls

OR
或

Roll a dice 20 times.
Answer these questions
in your book.

What are your results?
What number rolled the
most?

Did you expect this?

If you did this
experiment again, would
your results be the
same?

掷骰子 20 次。在练习本
上写下以下问题的答
案。

您的结果如何？

什么数字最有效？

您有期待吗？

如果您再次进行此实
验，结果是否相同？

Go to the games section
and play a game
on [www.imathskids.com.
au](http://www.imathskids.com.au)

到游戏部分，然后在
www.imathskids.com.au
上玩游戏。

Go to the games section
and play a game
on [www.imathskids.com.
au](http://www.imathskids.com.au)

转到游戏部分，然后在
[www.imathskids.com](http://www.imathskids.com.au)
.au 上玩游戏

Handwriting
Approx. 20 mins

练字

大约 20 分钟

Practice the
letter **b** in your book.

Remember starting at the
top and making sure the b
sits on the line.

b

在你的练习本上练习写
字母 b。记住要从顶部开
始，并确保 b 位于横线
上。

b

Now copy this sentence

**giggle
graciously.**

在你的练习本上练习写字母 **g**。请记住，从顶部开始，并确保 **g** 位于横线上。

g

Handwriting
Approx. 20 mins

练字

大约 20 分钟

Practice the
letter **k** in your book.

Remember starting at the
top and making sure the **k**
sits on the line.

K

在你的练习本上练习写字母 **k**。请记住，从顶部开始，并确保 **k** 位于直线上。

K

Now copy this sentence
into your book:

**Kenneth the
kooky knight
clinked and**

into your book:

**Big beautiful
butterflies
bobbed
about the
blooms.**

现在将以下的句子抄写到您的练习本中：

**Big beautiful
butterflies
bobbed
about the
blooms.**

		<p>creaked.</p> <p>现在将以下的句子抄写到您的练习本中：</p> <p>Kenneth the kooky knight clinked and creaked.</p>	
Break	Break 1 hour 休息 1 小时	Break 1 hour 休息 1 小时	Break 1 hour 休息 1 小时
Afternoon	<p>Geography Approx. 1 hour 地理 <u>大约 1 小时</u></p> <p>Hurray! You have been given a ticket to any state in Australia with your family! 欢呼！您已经与家人获得了前往澳大利亚任何州的门票！</p> <p>Looking at your map from last Monday, which state would most like to go to and why? Write a paragraph explaining why. What would you like to see/do there?</p>	<p>Science and Technology Approx. 1 hour 科学 <u>大约 1 小时</u></p> <p>Draw and label 5 things you can push in your house. Draw and label 5 things you can pull in your house. 绘制并标记可以推入房屋的 5 件物体。画并贴上 5 件可以拉入房屋的物体。</p> <p>Can you draw an arrow which way the force is pushing or pulling on your pictures?</p>	<p>Creative Arts Approx. 1 hour 创意艺术 <u>大约 1 小时</u></p> <p>Find some interesting leaves and lay them on the table. Place a piece of blank paper on top of the leaves. Using a pencil/crayon on its side, lightly shade over the top. The shape of the leaves should come through on your piece of paper. 找一些有趣的叶子并将它们放在桌子上。在叶子上盖上一张白纸。使用铅笔/蜡笔在白纸上轻</p>

	<p>What landmarks are in the state? What big cities are in that state? Draw/print some of these landmarks and glue into your book.</p> <p>查看地图，看看从上周一开始，你和家人最想去哪个州？为什么？写一个段落解释原因。</p> <p>您想在那里看/做什么？</p> <p>该州有哪些地标？</p> <p>那州有哪些大城市？</p> <p>画其中一些地标并将其粘贴到您的练习本上。</p>	<p>在你的图上，画上箭头来表示以哪种方式推动或拉动吗？</p>	<p>轻涂色，画出叶子的形状。</p> <p>Repeat with different leaves and colours until you have an Autumn masterpiece!</p> <p>重复使用不同的叶子和颜色，直到获得秋季杰作！</p> <p>Keep your artwork somewhere safe so when we return to school, we can display them in the classroom!</p> <p>将你的艺术品保存在安全的地方，以便我们回到学校时可以在教室中展示它们！</p>

--	--	--	--

Name: _____ Date: _____

2-DIGIT NUMBER OF THE DAY

Word Form:

Digit Form:

Tens

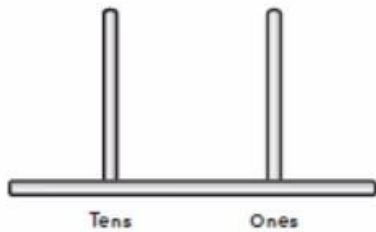
Ones

Expanded Form:

_____ + _____ = _____

Number Pattern:

Abacus



Greater than:



Less than:



Soundwaves Term 2 Week 1 List Words

- go
- ago
- goes
- going
- gone
- glad
- game
- gave
- gate
- give

- green
- grow
- good
- bigger
- biggest
- again
- begin
- wiggle
- begged
- begging













Sight Words

- cry
- didn't
- first
- gone
- Eight



Department of Education

More activities and ideas for home learning for parents of primary and early learners

do a jigsaw puzzle		Try some origami	Create an obstacle course
cook something	Learn a magic trick	Paint or draw a picture	
make a book	Take photos of 10 living things	Build a blanket fort	
hold a picnic	Make your own kite	Try a new board game	
play mini golf	Play Limbo	Write a letter to your future self	
back race with pillow cases	Hold a tea party	Make a time capsule	
karaoke concert	Play hide and seek	Open a pretend store	
read a taste test	Look at photo albums	Have a paper plane contest	
play a dictionary	Play dress up	Play Restaurant	Try Yoga
make a shoebox diorama	Learn a new card game	Put on a play	
play an instrument	Create a treasure hunt	Write or recite poetry	
talent show	Make handmade presents	Choreograph a dance	
borrow a book from the library	Play water bottle bowling		
size Noughts and Crosses	Build the tallest tower		

www.nsw.gov.au



Word Work Grid

Complete each of the activities in this grid. Write the date you completed each activity on the line provided.

<p>Syllable Sort Write your spelling words in order from the least amount of syllables to the most. Words with the same number of syllables should be in alphabetical order.</p> <p>Date: _____</p>	<p>Odd One Out For each of your spelling words, write four words. One is your spelling word, two relate to your spelling word and one is the odd word out that doesn't fit with the other two.</p> <p>Date: _____</p>	<p>Wacky Words On a sheet of paper, write your spelling words in different directions, filling up the whole sheet. Use different colours and types of writing for each word.</p> <p>Date: _____</p>	<p>Word Detective Write three clues about each of your spelling words. Ask someone to try to guess your spelling words using your clues.</p> <p>Date: _____</p>	<p>Digging in the Dictionary Use a dictionary to find the definition and write a sentence for each of your spelling words.</p> <p>Date: _____</p>
<p>Rhyming Wheels Think of as many words as you can that rhyme with your spelling words.</p> <p>Date: _____</p>	<p>Alliteration Write a sentence for each of your spelling words using as much alliteration as possible.</p> <p>Date: _____</p>	<p>Sentence Smart Write a sentence for each of your spelling words.</p> <p>Date: _____</p>	<p>Story Time Write a story using as many of your spelling words as you can. Underline each of your spelling words.</p> <p>Date: _____</p>	<p>Sort Them Out Sort the words on your spelling list into three different categories of your choice.</p> <p>Date: _____</p>
<p>Word Search Create your own word search using all the words on your spelling list.</p> <p>Date: _____</p>	<p>Handwriting Hero Write out your spelling words in your very best cursive hand writing.</p> <p>Date: _____</p>	<p>Letter Lingo Write a letter to a friend. Use as many spelling words in your letter as you can.</p> <p>Date: _____</p>	<p>Words Within Words Make a list of as many smaller words as you can find from your spelling list.</p> <p>Date: _____</p>	<p>Code Breaker Use the code guide to make a code for each of your spelling words.</p> <p>Date: _____</p>

文字工作网格

完成此网格中的每个活动。在提供的横杠上写下完成每个活动的日期。

音节排序

按照从最小音节到最大音节的顺序编写拼写单词。相同音节的单词应按字母顺序排列。

日期:

另类单词

为每个拼写单词写四个单词。一个是您的拼写单词，两个是与您的拼写单词相关的，一个是与其他两个单词不匹配的另类单词。

日期:

古怪的单词写法

在一张纸上，在不同的方向上写下您的拼写单词，填满整张纸。每个单词使用不同的颜色和书写字体。

日期.....

文字侦探

写下有关您的每个拼写单词的三个线索。让某人尝试根据您的线索猜出您的拼写单词。

日期.....

耕耘字典

使用字典查找定义，并为每个拼写单词写一个句子。

日期.....

韵律转轮

尽可能多地考虑拼写单词押韵的可能性。

日期.....

字首同声或同字母

为每个拼写单词写一个句子，尽量使用字首同音或同字母的单词。

日期.....

句子智能

为您的每个拼写单词写一个句子。

日期.....

讲故事的时间

尽可能多地使用拼写单词写一个故事。在每个拼写单词下划线。

日期.....

分类

将您的拼写表上的单词选择三个不同类别加以分类。

日期.....

单词搜索

使用拼写表上的所有单词来创建自己的单词搜索。

日期.....

手写英雄

用你最好的连体字写法写出拼写表上的单词

日期.....

用所提供单词写信

给朋友写一封信。尽可能在信中使用拼写单词。

日期.....

单词中的单词

列出尽可能多的较小单词，这些单词可以从拼写列表中找到。

日期.....

编写代码

使用代码指南为您的每个拼写单词编写代码。

日期.....

面向中小学生的家庭父母的活动和想法

- 1) 制作或做拼图游戏
- 2) 尝试折纸
- 3) 制作障碍物
- 4) 烘烤或煮东西
- 5) 学习魔术
- 6) 彩绘或画图
- 7) 开玩笑
- 8) 拍摄十种生物的照片
- 9) 盖毯子
- 10) 计划和举行野餐
- 11) 制作自己的风筝
- 12) 尝试新的球类游戏
- 13) 玩室内模拟高尔夫
- 14) 玩 Limbo 游戏
- 15) 带枕头套的马铃薯麻袋竞赛
- 16) 给自己的未来写一封信
- 17) 举办茶会
- 18) 制作时间胶囊
- 19) 举行卡拉 OK 演唱会
- 20) 盲试味道
- 21) 玩捉迷藏游戏
- 22) 开一家假装商店
- 23) 进行品味测试
- 24) 看相册
- 25) 参加纸飞机比赛
- 26) 玩益智游戏
- 27) 玩打扮
- 28) 玩餐厅
- 29) 尝试瑜伽
- 30) 制作鞋盒立体布景
- 31) 学习新的纸牌游戏
- 32) 演戏
- 33) 制作演奏乐器
- 34) 创作寻宝游戏
- 35) 写诗或背诵诗歌
- 36) 表演才艺
- 37) 制作手工礼物
- 38) 编舞跳舞
- 39) 到图书馆看新书
- 40) 打保水瓶龄球
- 41) 玩真人大小的零与打叉游戏
- 42) 玩建造最高塔的游戏