


# Framework for Learning from Home – Year 1: Week 4

You will need help from a parent/carer. Show each completed activity to your parents so they can check it and/or help you post it on Seesaw.

	Monday	Tuesday	Wednesday	Thursday	Friday
Task	Are you ready to learn today?	Give your family members a big cuddle today.	Could you help make your bed today?	Make a yummy sandwich today for lunch.	Have you packed up your toys before bed?
Session 1	<p><b><u>Roll Call Activity - Speaking and Listening</u></b></p> <p>For news this week, choose your favourite flower, such as a sunflower, rose etc and describe what it looks like, why it is your favourite, what it needs and any facts you know about this flower. You may wish to hold a picture to help you describe the flower. Upload a video on Seesaw of you presenting your news. Please limit your speaking to <u>1 minute</u>. You will upload one news presentation for the week.</p> <p><b>English</b> <b><u>Sound Waves</u></b></p>	<p><b>Wellbeing – Circle Time/Roll Call Activity</b></p> <p>PMI (Plus, Minus, Interesting) activity – share something positive, something negative and something interesting about learning from home. Share your feelings about learning from home (in class or on Seesaw).</p> <p><b>English</b> <b><u>Sound Waves</u></b></p> <p>Go to <u>Unit 13</u> on <a href="http://www.soundwaves.kids.com.au">www.soundwaves.kids.com.au</a>. Brainstorm words that have “ay ai a_e a” in the word. Where do we normally find these sounds?</p>	<p><b>English</b> <b><u>Sound Waves</u></b></p> <p>If you have your Sound Waves book from school, complete page 30. Upload a picture of your completed page to Seesaw.</p> <p>You can also go to Unit 13 <a href="http://www.soundwaves.kids.com.au">www.soundwaves.kids.com.au</a> and click on <i>Student Activity Pages</i> and complete page 30.</p> <p>or</p> <p>If you don't have your Sound Waves book or access to Sound Waves</p>	<p><b>English</b> <b><u>Sound Waves</u></b></p> <p>Write each “ay ai a_e a” List Word on a card. Draw a picture of a worm on a small card. Hide the worm under one of the List Word cards. Play ‘find the worm’ with a family member.</p> <p>Explore the sound and play the <i>Unjumbler</i> game on <a href="http://www.soundwaves.kids.com.au">www.soundwaves.kids.com.au</a></p> <p><b>Reading</b></p> <p>Log in to the in2era library: <a href="http://www.in2era.com.au">www.in2era.com.au</a></p>	<p><b>English</b> <b><u>Sound Waves</u></b></p> <p>If you have your Sound Waves book from school, complete page 31. Upload a picture of your completed page to Seesaw.</p> <p>You can also go to Unit 13 <a href="http://www.soundwaves.kids.com.au">www.soundwaves.kids.com.au</a> and click on <i>Student Activity Pages</i> and complete page 31.</p> <p>or</p> <p>If you don't have your Sound Waves book or access to Sound Waves</p>

Monday	Tuesday	Wednesday	Thursday	Friday
<p>Go to <u>Unit 13</u> on <a href="http://www.soundwaves.kids.com.au">www.soundwaves.kids.com.au</a>. This week's sounds are "ay ai a_e a". Click on the <i>Sound Info Kit</i>. Listen to the chant and do the actions.</p> <p>Click on <i>List Words</i>, read your words and write them on a piece of paper.</p> <p>Explore the sound further by clicking on the <i>Segmenting Tool</i>. Use this tool to work out how many sounds there are in each word (<i>dog</i> has 3 sounds d/o/g and <i>shop</i> has 3 sounds sh/o/p.)</p> <p><b>Reading</b></p> <p>Log in to the in2era library: <a href="http://www.in2era.com.au">www.in2era.com.au</a></p> <p>Username: reading2020 Password: reading2020</p> <p>Please note: For this website to function correctly, you must use an up-to-date browser, such as Chrome, FireFox, Edge or Safari.</p> <p>Click on 'Picture Books', then choose a book to read</p>	<p>Write and draw the "ay ai a_e a" words in the snail template or choose and complete an activity from the Word Work Grid.</p> <p>Explore the sound and play the <i>Grapheme Sort</i> game on <a href="http://www.soundwaves.kids.com.au">www.soundwaves.kids.com.au</a></p> <p><b>Reading</b></p> <p>Guided Reading: If you are at school, you will do guided reading in class while completing your Soundwaves activities.</p> <p>If you are learning from home, log in to the in2era library: <a href="http://www.in2era.com.au">www.in2era.com.au</a></p> <p>Username: reading2020 Password: reading2020</p> <p>Click on 'Readalong', then choose a book at your level (check with your teacher on Seesaw if you have not received your reading level). Read the book aloud to a family member. Use the arrows to turn the pages, or if you need help, you can click on </p>	<p>Online, write sentences for each of the "ay ai a_e a" List Words.</p> <p>Optional: Explore the sound and play the <i>List Words Beginnings and Endings</i> game on <a href="http://www.soundwaves.kids.com.au">www.soundwaves.kids.com.au</a></p> <p><b>Reading</b></p> <p>Choose a <i>non-fictional</i> book to read aloud with a parent/carer.</p> <p>Before reading, what do you already know about the topic?</p> <p>Read the book aloud together. Answer these questions.</p> <ul style="list-style-type: none"> <li>• What was this book about?</li> <li>• What are three facts you have learnt from reading it?</li> </ul>	<p>Username: reading2020 Password: reading2020</p> <p>Remember that you must use an up-to-date browser such as Chrome, FireFox, Edge or Safari for this website to function correctly.</p> <p>Click on 'Readalong', then choose a book to read aloud at your level (check with your teacher on Seesaw if you have not received your reading level)</p> <p>or you can choose any <i>fictional</i> book to read aloud with a parent/carer.</p> <ul style="list-style-type: none"> <li>• Read it aloud together.</li> <li>• Does it have a good beginning and ending?</li> <li>• Are the characters interesting? What makes them interesting?</li> <li>• Which illustration in the story was your favourite? Why?</li> </ul>	<p>Online, create a find-a-word using your "ay ai a_e a" List Words. Use the find-a-word template to help you. Give it to a family member and see if they can find all your words. Don't forget to record the words you have hidden.</p> <p>Optional: Explore the sound and play the <i>Grapheme Trek</i> game on <a href="http://www.soundwaves.kids.com.au">www.soundwaves.kids.com.au</a></p> <p><b>Reading</b></p> <p>Listen to the story <i>Miss Nelson is Missing</i></p> <p><a href="https://www.youtube.com/watch?v=4EvWg3-Lb0">https://www.youtube.com/watch?v=4EvWg3-Lb0</a></p> <p>Can you work out Miss Nelson's secret?</p> <p>Or choose a <i>fictional</i> book to read aloud with a parent/carer. Read it aloud together.</p> <ul style="list-style-type: none"> <li>• How are you feeling about being away from your teacher and friends during learning from</li> </ul>

Monday	Tuesday	Wednesday	Thursday	Friday
--------	---------	-----------	----------	--------

aloud, or you can choose any *fictional* book to read aloud with a parent/carer. Before reading the book, talk about what you think is going to happen by looking at the pictures?

- What do you think will happen at the end of the story?
- What do you think is going to happen next in the story based on what you already know?

**Writing**

What did you do on the weekend? Write a simple recount in your workbook or on a paper. Try and include who, when, where, why, what. Don't forget to use your sentence starters, First, Then and Finally to make your writing more interesting.

First, _____	
_____	
Then, _____	
_____	
Next, _____	
_____	
Finally, _____	
_____	

the play button to listen to the sentence read aloud.

After reading, tell your teacher or family member what the book was about. Try to use your own words.

**Writing**

**Diet** is part of an information report. It is what someone or something eats.

Watch a video of a koala eating:  
<https://www.youtube.com/watch?v=0stc0IV8iKA>

or think about what koalas eat. What words will you need to write about their diet? Write a sentence about what koalas like to eat. Try to include adjectives when describing their diet to make your sentence more interesting.

Now you have written 3 parts of an information report, including habitat, description and diet. Well done!

**Writing**

Write your own Sizzling sentence about your favourite animal. Try to be mysterious by making your sentence exciting. For example: Thump went the silly koala as it jumped out of the tall tree.

Try and include adjectives, verbs and onomatopoeia words.

**Writing**

Write a procedure about How to Make a Sandwich. Remember each sentence should start with a verb and your sentences must be in order. You can use words like: get, place, put, spread and eat to start each step. Draw pictures for each step.

Can you use your procedure to help your parents make a sandwich for lunch?

**Making a Jam Sandwich**

Look carefully at the pictures. Can you put them into the correct order to show how to make a jam sandwich?

---

home?

- Share some of your feelings on Seesaw – you might like to record your voice or a video, or you could draw and label a picture to show how you are feeling.


**Writing**

Write a letter to your teacher about how you are feeling today. Remember to begin by writing your teacher's name and end your letter with your name. Use this example to help you, but add some more information if you can.

Dear \_\_\_\_\_,

Today I feel \_\_\_\_\_ because \_\_\_\_\_.

From \_\_\_\_\_

	Monday	Tuesday	Wednesday	Thursday	Friday
<b>Break</b>	Break (30mins) Eat and Play	Break (30mins) Eat and Play	Break (30mins) Eat and Play	Break (30mins) Eat and Play	Break (30mins) Eat and Play
<b>Session 2</b>	<p><b>Mathematics</b> <b><u>Subtraction</u></b></p> <p>Get 10 or 20 small objects of your choice. This could be pencils, crayons, tiny teddies etc. Roll a dice then take away that number. If you do not have a dice then one of your family members can call out a number below 10.</p> <p>You can also use an interactive dice on <a href="https://www.online-stopwatch.com/chance-games/roll-a-dice/">https://www.online-stopwatch.com/chance-games/roll-a-dice/</a></p> <p>Draw a picture and write the number sentence to match. Repeat! Take a photo of your work and post it on Seesaw.</p> <p>Play some of the Subtraction games on <a href="http://www.imathskids.com.au">www.imathskids.com.au</a></p>	<p><b>Mathematics</b> <b><u>Mass</u></b></p> <p>Go for a walk around your classroom or home and think about the things that are heavy or light.</p> <p>Choose objects that are heavy or light and place them on your table.</p> <p>When you have about 10 objects, sort them into groups by placing the objects in your hands and hefting.</p> <p>You could start sorting them into Heavy and Light and then next you may sort the Light items into lightest, lighter, light and the Heavy items into heaviest, heavier, heavy.</p> <p>Share with your friends in class or family at home.</p> <p>Optional: Play some of the games on <a href="http://www.imathskids.com.au">www.imathskids.com.au</a></p>	<p><b>Mathematics</b> <b><u>Mass</u></b></p> <p>Get three objects from the pantry. This could be rice, a muesli bar, flour, chocolate bar etc. Compare the mass by placing the objects in your hands and hefting. Place the objects in order from lightest to heaviest.</p> <div style="text-align: center;">  <p>This is an example of hefting.</p> </div> <p>Take a photo of your work and post it onto Seesaw.</p> <p>Play some of the games on <a href="http://www.imathskids.com.au">www.imathskids.com.au</a></p> <p><b>PDHPE</b></p> <p>When we move our bodies really fast, our heart beat gets quicker and quicker. Run on the spot for 1 minute. Run as quickly as</p>	<p><b>Mathematics</b> <b><u>Subtraction</u></b></p> <p>Use the 100s chart to practise counting backwards out loud from a certain number. Repeat with different numbers.</p> <p>Play race down to 0 using the hundreds chart with a family member. Put a block down on 100. Roll a dice and count backwards the number shown on the dice. Move your block to that number. Keep taking turns until someone reaches 0.</p> <p>Play some of the Subtraction games on <a href="http://www.imathskids.com.au">www.imathskids.com.au</a></p>	<p><b>Mathematics</b> <b><u>Subtraction</u></b></p> <p>Trace your ten fingers on paper. Cut around your two hands. You may do two lots of these so you have 20 fingers.</p> <p>Roll a dice. Fold down the amount of fingers to match the number seen on the dice. Make sure you are counting backwards.</p> <p>Write the number sentence in your workbook and take a photo of your work and post it on Seesaw.</p> <p>Play some of the Subtraction games on <a href="http://www.imathskids.com.au">www.imathskids.com.au</a></p>

	Monday	Tuesday	Wednesday	Thursday	Friday
	<p><b>PDHPE</b></p> <p>Practise balancing on one leg for 10 seconds. Remember when you balance you need to put your hands out wide to each side and your eyes need to focus on something in front of you. See how long you can balance for.</p>		<p>you can! After the minute has passed, feel your heart beat. Is it going really quickly? Now I want you to lay on your bed, close your eyes and relax your body for 1 minute. After the minute has passed, feel your heart beat. Has it slowed down? Why?</p>	<p><b>Handwriting</b></p> <p>If you have your handwriting book from school, complete the next double page in your book.</p> <p>If you do not have your handwriting book, practise writing lower case letters of the alphabet correctly.</p>	<p><b>Handwriting</b></p> <p>If you have your handwriting book from school, complete the next double page in your book.</p> <p>If you do not have your handwriting book, practise writing upper case letters of the alphabet correctly. Don't forget to start from the top!</p>
<b>Break</b>	<p>Break (1 hour)</p> <p>Eat and Play</p>	<p>Break (1 hour)</p> <p>Eat and Play</p>	<p>Break (1 hour)</p> <p>Eat and Play</p>	<p>Break (1 hour)</p> <p>Eat and Play</p>	<p>Break (1 hour)</p> <p>Eat and Play</p>
<b>Session 3</b>	<p><b>Creative Arts</b></p> <p><b><u>Drama</u></b></p> <p>Pretend that you are an animal and act out this animal using your body. Remember not to make any sounds of that animal.</p> <p>A family member will guess which animal you are based on the actions you display. For example, if you are a bird you may flap your hands to show that you are flying. If you are a fish you may pretend to swim. Repeat!</p>	<p><b>Science &amp; Technology</b></p> <p><b><u>Living World</u></b></p> <p>Brainstorm different plants that you could have in a garden (flower, tree, bush, vegetables etc.)</p> <p>Draw and label a picture of each plant in a garden. Using the words, water, sunlight and soil, complete this sentence:</p> <p>A plant in a garden needs _____, _____ and _____ to grow.</p> <p>Write an interesting fact about one of the plants.</p>	<p><b>Community Language</b></p> <p>Complete an activity from the Community Language framework on Seesaw.</p>	<p><b>History</b></p> <p><b><u>Past and Present</u></b></p> <p>Interview your mum, dad, grandmother or grandfather and ask them if they have a treasured family item from the past. This could be a family photo, a special necklace that was passed down from person to person, a baby blanket or teddy bear. Discuss why it is special to them. Post a video on Seesaw of you interviewing your family member about their special family item.</p>	<p><b>Creative Arts</b></p> <p><b><u>Visual Arts</u></b></p> <p>Follow the steps on this video <a href="https://www.youtube.com/watch?v=RCmuel1s76U">https://www.youtube.com/watch?v=RCmuel1s76U</a> to draw a koala. We call this a directed drawing. Use a lead pencil to draw your koala and then use coloured pencils or crayons to colour in neatly.</p>

day

name

say

game

may

same

play

place

take

rain

make

they

cake

eight

made

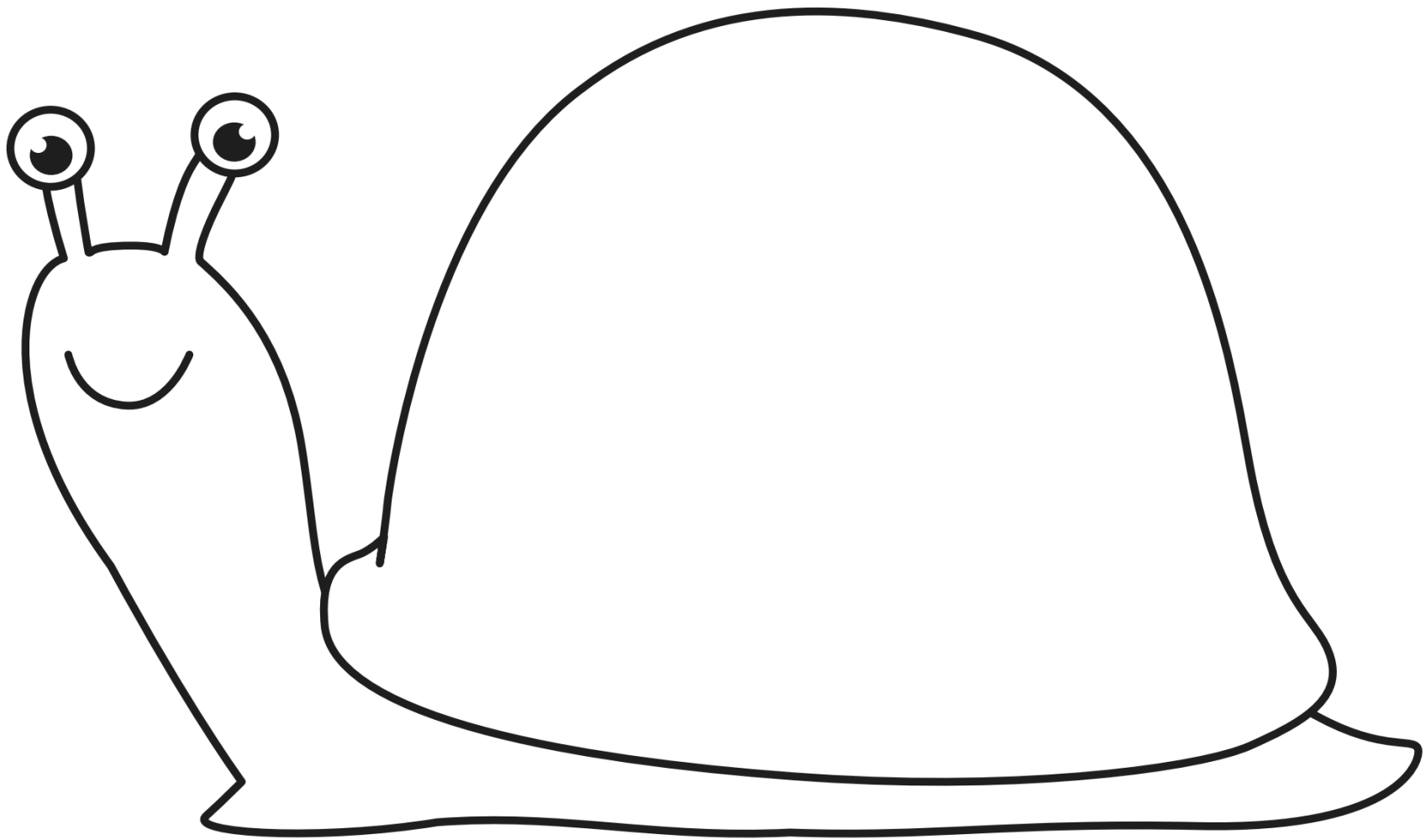
today

- Please use words from Soundwaves Unit 13 –

### Word Work Grid

Complete each of the activities in this grid. Write the date you completed each activity on the line provided.

<p align="center"><b>Syllable Sort</b></p> <p>Write your spelling words in order from the least amount of syllables to the most. Words with the same number of syllables should be in alphabetical order.</p> <p>Date: _____</p>	<p align="center"><b>Odd One Out</b></p> <p>For each of your spelling words, write four words. One is your spelling word, two relate to your spelling word and one is the odd word out that doesn't fit with the other two.</p> <p>Date: _____</p>	<p align="center"><b>Wacky Words</b></p> <p>On a sheet of paper, write your spelling words in different directions, filling up the whole sheet. Use different colours and types of writing for each word.</p> <p>Date: _____</p>	<p align="center"><b>Word Detective</b></p> <p>Write three clues about each of your spelling words. Ask someone to try to guess your spelling words using your clues.</p> <p>Date: _____</p>	<p align="center"><b>Digging in the Dictionary</b></p> <p>Use a dictionary to find the definition and write a sentence for each of your spelling words.</p> <p>Date: _____</p>
<p align="center"><b>Rhyming Wheels</b></p> <p>Think of as many words as you can that rhyme with your spelling words.</p> <p>Date: _____</p>	<p align="center"><b>Alliteration</b></p> <p>Write a sentence for each of your spelling words using as much alliteration as possible.</p> <p>Date: _____</p>	<p align="center"><b>Sentence Smart</b></p> <p>Write a sentence for each of your spelling words.</p> <p>Date: _____</p>	<p align="center"><b>Story Time</b></p> <p>Write a story using as many of your spelling words as you can. Underline each of your spelling words.</p> <p>Date: _____</p>	<p align="center"><b>Sort Them Out</b></p> <p>Sort the words on your spelling list into three different categories of your choice.</p> <p>Date: _____</p>
<p align="center"><b>Word Search</b></p> <p>Create your own word search using all the words on your spelling list.</p> <p>Date: _____</p>	<p align="center"><b>Handwriting Hero</b></p> <p>Write out your spelling words in your very best cursive hand writing.</p> <p>Date: _____</p>	<p align="center"><b>Letter Lingo</b></p> <p>Write a letter to a friend. Use as many spelling words in your letter as you can.</p> <p>Date: _____</p>	<p align="center"><b>Words Within Words</b></p> <p>Make a list of as many smaller words as you can find from your spelling list.</p> <p>Date: _____</p>	<p align="center"><b>Code Breaker</b></p> <p>Use the code guide to make a code for each of your spelling words.</p> <p>Date: _____</p>





First, \_\_\_\_\_

\_\_\_\_\_  
\_\_\_\_\_  
\_\_\_\_\_  
\_\_\_\_\_

\_\_\_\_\_

Then, \_\_\_\_\_

\_\_\_\_\_  
\_\_\_\_\_  
\_\_\_\_\_  
\_\_\_\_\_

\_\_\_\_\_

Next, \_\_\_\_\_

\_\_\_\_\_  
\_\_\_\_\_  
\_\_\_\_\_  
\_\_\_\_\_

\_\_\_\_\_

Finally, \_\_\_\_\_

\_\_\_\_\_  
\_\_\_\_\_  
\_\_\_\_\_  
\_\_\_\_\_

\_\_\_\_\_



# Making a Jam Sandwich

Look carefully at the pictures. Can you put them into the correct order to show how to make a jam sandwich?

1

2

3





4

5


6



visit [twinkl.com](https://www.twinkl.com)



# My Find-a-Word



\_\_\_\_\_

\_\_\_\_\_

\_\_\_\_\_

\_\_\_\_\_

\_\_\_\_\_

\_\_\_\_\_

\_\_\_\_\_

\_\_\_\_\_

\_\_\_\_\_

\_\_\_\_\_









































\_\_\_\_\_

\_\_\_\_\_

\_\_\_\_\_



# Some activities and ideas for home for parents of primary and early learners

- Make or do a jigsaw puzzle  Try some origami  Create an obstacle course 
- Bake or cook something  Learn a magic trick  Paint or draw a picture  Build a blanket fort 
- Make a joke book  Take photos of 10 living things 
- Plan and hold a picnic  Make your own kite  Try a new board game 
- Play indoor mini-golf  Play Limbo  Write a letter to your future self  Make a time capsule 
- Potato sack race with pillow cases  Hold a tea-party  Open a pretend store 
- Hold a Karaoke concert  Play hide and seek  Have a paper plane contest 
- Blindfolded taste test  Look at photo albums  Play Restaurant  Try Yoga 
- Play Pictionary  Play dress up  Put on a play 
- Make a shoebox diorama  Learn a new card game  Write or recite poem 
- Make or play an instrument  Create a treasure hunt  Choreograph a dance 
- Have a talent show  Make handmade presents  Play water bottle bowling 
- Read a new book from the library  Build the tallest tower 
- Play life-size Noughts and Crosses 