

Framework for Learning from Home – Year 1: Week 4

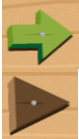
一年级家庭学习大纲 第二学期 第四周

You will need help from a parent/carer. Show each completed activity to your parents so they can check it and/or help you post it on Seesaw. 你需要家长的帮助。向家长汇报每个完成的活动，以便他们检查并帮你将其交到 Seesaw 上

	Monday 星期一	Tuesday 星期二	Wednesday 星期三	Thursday 星期四	Friday 星期五
Task 任务	Are you ready to learn today? 你今天准备好了吗? 要开始学习了。	Give your family members a big cuddle today. 今天给你的家人一个大大的拥抱。	Could you help make your bed today? 你今天能帮忙整理床铺吗?	Make a yummy sandwich today for lunch. 今天午饭做一个美味的三明治。	Have you packed up your toys before bed? 你睡觉前把玩具收拾好了吗?
Session 1 第一节	<p><u>Roll Call Activity - Speaking and Listening</u></p> <p>For news this week, choose your favourite flower, such as a sunflower, rose etc and describe what it looks like, why it is your favourite, what it needs and any facts you know about this flower. You may wish to hold a picture to help you describe the flower. Upload a video on Seesaw of you presenting your news. Please limit your speaking to <u>1 minute</u>. You will upload one news presentation for</p>	<p>Wellbeing – Circle Time/Roll Call Activity</p> <p>PMI (Plus, Minus, Interesting) activity – share something positive, something negative and something interesting about learning from home. Share your feelings about learning from home (in class or on Seesaw).</p> <p><u>身心健康</u></p> <p>PMI (正, 负, 有趣) 活动——分享在家学习的些积极</p>	<p>English 英语</p> <p><u>Sound Waves</u></p> <p>If you have your Sound Waves book from school, complete page 30. Upload a picture of your completed page to Seesaw. 请完成 Soundwaves 第 30 页。将已完成页面的图片上传到 Seesaw.</p> <p>You can also go to Unit 13 www.soundwaves.kids.com.au</p>	<p>English 英语</p> <p><u>Sound Waves</u></p> <p>Write each “ay ai a_e a” List Word on a card. Draw a picture of a worm on a small card. Hide the worm under one of the List Word cards. Play ‘find the worm’ with a family member.</p> <p>Explore the sound and play the <i>Unjumbler</i> game on www.soundwaves.kids.com.au</p>	<p>English 英语</p> <p><u>Sound Waves</u></p> <p>If you have your Sound Waves book from school, complete page 31. Upload a picture of your completed page to Seesaw. 请完成 Soundwaves 第 31 页。将已完成页面的图片上传到 Seesaw.</p> <p>You can also go to Unit 13 www.soundwaves.kids.com.au</p>

Monday 星期一	Tuesday 星期二	Wednesday 星期三	Thursday 星期四	Friday 星期五
<p>the week.</p> <p><u>口语和听力</u></p> <p>讲讲见闻，选择你最喜欢的花，如向日葵、玫瑰等，描述它的样子，为什么它是你最喜欢的，它需要什么，以及你知道的关于这种花的任何事实。你可以拿着张照片来帮助你描述此花。把你的视频上传到 Seesaw 上，发言时间为 1 分钟。你一周只需上传一次讲见闻。</p> <p>English 英语</p> <p><u>Sound Waves</u></p> <p>Go to <u>Unit 13</u> on www.soundwaveskids.com.au. Brainstorm words that have “ay ai a_e a” in the word. Where do we normally find these sounds? 链接进入第十三单元</p> <p>www.soundwaveskids.com.au 本周学的是“ay ai a_e a”的发音。</p> <p>Write and draw the “ay ai a_e a” words in the snail template or choose and complete an activity from the Word Work Grid. 从 Word Work Grid 中选择并完成一项活动。</p>	<p>的，消极的和有趣的关于东西。分享你在家学习的感受（在课堂上或 Seesaw 上）。</p> <p>English 英文</p> <p><u>Sound Waves</u></p> <p>Go to <u>Unit 13</u> on www.soundwaveskids.com.au. Brainstorm words that have “ay ai a_e a” in the word. Where do we normally find these sounds? 链接进入第十三单元</p> <p>www.soundwaveskids.com.au 本周学的是“ay ai a_e a”的发音。</p> <p>Write and draw the “ay ai a_e a” words in the snail template or choose and complete an activity from the Word Work Grid. 从 Word Work Grid 中选择并完成一项活动。</p>	<p>and click on <i>Student Activity Pages</i> and complete page 30.</p> <p>链接进入第十三单元 www.soundwaveskids.com.au 点击‘Student Activity Pages’请完成第 30 页。</p> <p>Or 或者</p> <p>If you don’t have your Sound Waves book or access to Sound Waves Online, write sentences for each of the “ay ai a_e a” List Words.</p> <p>如果你没有 Soundwave 书，或不能在网上链接 Soundwave，用“ay ai a_e a”单词表中每个单词造句。</p> <p>Optional: Explore the sound and play the <i>List Words Beginnings and Endings</i> game on 选择项：练练发音，并玩玩 <i>List Words Beginnings and Endings</i></p>	<p>把每一个“ay ai a_e a”的单词写在卡片上。在一张小卡片上画一只虫子。把虫子卡片藏在一张单词卡片下面。和家人一起玩“找虫子”。</p> <p>练练发音，并玩玩 <i>Unjumbler</i> 游戏。</p> <p>Reading</p> <p>Log in to the in2era library: www.in2era.com.au</p> <p>Username: reading2020 Password: reading2020</p> <p>Remember that you must use an up-to-date browser such as Chrome, FireFox, Edge or Safari for this website to function correctly.</p> <p>登录 in2era 图书馆： www.in2era.com.au 用户名：reading2020 密码：reading2020</p>	<p>au and click on <i>Student Activity Pages</i> and complete page 31.</p> <p>链接进入第十三单元 www.soundwaveskids.com.au 点击‘Student Activity Pages’请完成第 31 页。</p> <p>or 或</p> <p>If you don’t have your Sound Waves book or access to Sound Waves Online, create a find-a-word using your “ay ai a_e a” List Words. Use the find-a-word template to help you. Give it to a family member and see if they can find all your words. Don’t forget to record the words you have hidden.</p> <p>如果你没有 Soundwave 书，或不能在网上链接</p>

Monday 星期一	Tuesday 星期二	Wednesday 星期三	Thursday 星期四	Friday 星期五
<p><i>Segmenting Tool</i>. Use this tool to work out how many sounds there are in each word (<i>dog</i> has 3 sounds d/o/g and <i>shop</i> has 3 sounds sh/o/p.)</p> <p>链接进入第十三单元 www.soundwaveskids.com.au 本周学的是“ay ai a_e a”的发音。单击 <i>Sound Info Kit</i>, 听儿歌, 做动作。</p> <p>单击 <i>List Words</i>, 读读单字, 并写下来。</p> <p>单击 <i>Segmenting Tool</i> 可以学到更多有关“h”的知识。还可以发现每个单词中能听到几个音 (<i>shop</i> 商店 = 3 个音 sh/o/p)。</p> <p>Reading 阅读</p> <p>Log in to the in2era library: www.in2era.com.au</p> <p>Username: reading2020 Password: reading2020</p> <p>Please note: For this</p>	<p>Explore the sound and play the <i>Grapheme Sort</i> game on 学学发音, 并玩玩 <i>Grapheme Sort</i> 游戏。</p> <p>www.soundwaveskids.com.au</p> <p>Reading 阅读</p> <p>Guided Reading: If you are at school, you will do guided reading in class while completing your Soundwaves activities.</p> <p>导读: 如果你在学校, 老师会和你一起读书, 并完成你的 Soundwaves 活动。</p> <p>If you are learning from home, log in to the in2era library: www.in2era.com.au</p> <p>Username: reading2020 Password: reading2020</p> <p>如你在家学习登录 in2era 图书馆: www.in2era.com.au</p> <p>用户名: reading2020 密码: reading2020</p>	<p>游戏。</p> <p>www.soundwaveskids.com.au</p> <p>Reading 阅读</p> <p>Choose a <i>non-fictional</i> book to read aloud with a parent/carer.</p> <p>Before reading, what do you already know about the topic?</p> <p>Read the book aloud together. Answer these questions.</p> <ul style="list-style-type: none"> • What was this book about? • What are three facts you have learnt from reading it? <p>选择一本非故事类的书, 和家长一起大声朗读。回答以下问题:</p> <ul style="list-style-type: none"> • 这本书是关于什么的? • 从阅读中学到了哪三个事实? 	<p>请注意: 要使本网站正常运行, 您必须使用最新的浏览器, 如 Chrome、FireFox、Edge 或 Safari。</p> <p>Click on ‘Readalong’, then choose a book to read aloud at your level (check with your teacher on Seesaw if you have not received your reading level)</p> <p>点击‘Readalong’, 选择一本与你同阅读级别的书 (如果你还没有收到阅读级别, 请在 Seesaw 上与你的老师联系)。</p> <p>or you can choose any <i>fictional</i> book to read aloud with a parent/carer.</p> <ul style="list-style-type: none"> • Read it aloud together. • Does it have a good beginning and ending? • Are the characters interesting? What makes them 	<p>Soundwave, 用 “ay ai a_e” 单词设计 find-a-word 查找单词游戏, 看看谁能找出所有的单词, 别忘了把答案藏起来。(见附图)</p> <p>Optional: Explore the sound and play the <i>Grapheme Trek</i> game on</p> <p>选择活动: 练练发音, 并玩玩 <i>Grapheme Trek</i> 游戏。</p> <p>www.soundwaveskids.com.au</p> <p>Reading 阅读</p> <p>Listen to the story <i>Miss Nelson is Missing</i> 听故事 https://www.youtube.com/watch?v=4EvWg3-Lb0</p> <p>Can you work out Miss Nelson’s secret? 你知道 Miss Nelson 的秘密吗?</p>

Monday 星期一	Tuesday 星期二	Wednesday 星期三	Thursday 星期四	Friday 星期五
<p>website to function correctly, you must use an up-to-date browser, such as Chrome, FireFox, Edge or Safari.</p> <p>登录 in2era 图书馆: www.in2era.com.au 用户名: reading2020 密码: reading2020</p> <p>请注意: 要使本网站正常运行, 您必须使用最新的浏览器, 如 Chrome、FireFox、Edge 或 Safari。</p> <p>Click on 'Picture Books', then choose a book to read aloud, or you can choose any <i>fictional</i> book to read aloud with a parent/carer. Before reading the book, talk about what you think is going to happen by looking at the pictures?</p> <ul style="list-style-type: none"> • What do you think will happen at the end of the story? • What do you think is going to happen next in the story based on what 	<p>Click on 'Readalong', then choose a book at your level (check with your teacher on Seesaw if you have not received your reading level). Read the book aloud to a family member. Use the arrows to turn the pages, or if you need help, you can click on the play button to listen to the sentence read aloud.</p>  <p>After reading, tell your teacher or family member what the book was about. Try to use your own words.</p> <p>点击'Readalong', 选择一本与你同阅读级别的书 (如果你还没有收到阅读级别, 请在 Seesaw 上与你的老师联系)。大声朗读这本书。使用箭头翻页, 如果需要帮助, 可以单击“播放”按钮来朗读句子。</p> <p>读完后, 试着用你自己的话告诉老师或家人这本书是关于什么的。</p>	<p>Writing 写作</p> <p>Write your own Sizzling sentence about your favourite animal. Try to be mysterious by making your sentence exciting. For example: Thump went the silly koala as it jumped out of the tall tree.</p> <p>Try and include adjectives, verbs and onomatopoeia words.</p> <p>用你自己的 Sizzling sentence 描写你最喜欢的动物。让你的句子神秘且引人入胜。例如: Thump went the silly koala as it jumped out of the tall tree.</p> <p>多用形容词、动词和拟声词。</p>	<p>interesting?</p> <ul style="list-style-type: none"> • Which illustration in the story was your favourite? Why? <p>选择一本非故事类的书, 和家长一起大声朗读</p> <ul style="list-style-type: none"> • 它的开头和结尾相呼应吗? • 人物角色有趣吗? 为什么有趣? • 你最喜欢故事中哪幅插图? 为什么? <p>Writing 写作</p> <p>Write a procedure about How to Make a Sandwich. Remember each sentence should start with a verb and your sentences must be in order. You can use words like: get, place, put, spread and eat to start each step. Draw pictures for each step.</p> <p>Can you use your procedure to help your parents make a sandwich for lunch?</p>	<p>Or choose a <i>fictional</i> book to read aloud with a parent/carer. Read it aloud together.</p> <ul style="list-style-type: none"> • How are you feeling about being away from your teacher and friends during learning from home? • Share some of your feelings on Seesaw – you might like to record your voice or a video, or you could draw and label a picture to show how you are feeling. <p>或者</p> <p>选择一本故事书和父母一起朗读。</p> <ul style="list-style-type: none"> • 没有老师和朋友, 在家网上学习的感受如何? • 在 Seesaw 上分享你的感受——你可以录音, 录像或者画张画。 <p>Writing 写作</p> <p>Write a letter to your teacher about how you are feeling today. Remember to begin by writing your</p>

Monday 星期一

you already know?

点击 ‘Picture Books’ , 然后选择一本故事书和父母一起朗读。在读这本书之前, 通过看图片来谈谈你认为会发生什么。

- 你认为故事结尾会发生什么?
- 根据你已经知道的情况, 你认为故事接下来会发生什么?

Writing 写作

Tuesday 星期二

Writing 写作

Diet is part of an information report. It is what someone or something eats.

Watch a video of a koala eating:
<https://www.youtube.com/watch?v=0stc0IV8iKA>

or think about what koalas eat. What words will you need to write about their diet? Write a sentence about what koalas like to eat. Try to include adjectives when describing their diet to make your sentence more interesting.

Now you have written 3 parts of an information report, including habitat, description and diet. Well done!

饮食习惯是信息报告的一部分。它是某人或某物吃的东西。

观看考拉进食视频:
<https://www.youtube.com/watch?v=0stc0IV8iKA>

或者想想考拉吃什么。哪些写词语可以描写它们的饮食习

Wednesday 星期三

Thursday 星期四

Making a Jam Sandwich

Look carefully at the pictures. Can you put them into the correct order to show how to make a jam sandwich?

写一个如何做三明治的步骤程序。记住每个句子都应该以动词开头。你的句子必须有顺序。你可以用 get, place, put, spread , eat 等动词作为句子开头。(请参考附表) 你能按你写的步骤程序帮你父母做个三明治吗?


Friday 星期五

teacher's name and end your letter with your name. Use this example to help you, but add some more information if you can.

Dear _____,
Today I feel _____ because _____.
From _____

给老师写一封信, 谈谈你今天的感受。记得: 先写老师的名字, 最后以你的名字结尾。你可以按以下例子写信, 最好能添加更多的内容。

Dear _____,
Today I feel _____ because _____.
From _____

	Monday 星期一	Tuesday 星期二	Wednesday 星期三	Thursday 星期四	Friday 星期五
	<p>What did you do on the weekend? Write a simple recount in your workbook or on a paper. Try and include who, when, where, why, what. Don't forget to use your sentence starters, First, Then and Finally to make your writing more interesting.</p>  <p>你周末做了什么？在练习本或纸上写篇叙述文。文章要包括谁，何时，在哪里，为什么，什么。别忘了句子开头用：首先，然后，最后，让你的写作更有趣。。</p>	<p>惯？写一句考拉喜欢吃什么。在描述他们的饮食习惯时尽量用形容词，使你的句子更有趣。</p> <p>你已经完成信息报告的三个部分了：栖息地，描述和饮食习惯。很棒！</p>			
<p>Break 休息</p>	<p>Break (30mins) Eat and Play 休息三十分鐘，吃吃玩玩</p>	<p>Break (30mins) Eat and Play 休息三十分鐘，吃吃玩玩</p>	<p>Break (30mins) Eat and Play 休息三十分鐘，吃吃玩玩</p>	<p>Break (30mins) Eat and Play 休息三十分鐘，吃吃玩玩</p>	<p>Break (30mins) Eat and Play 休息三十分鐘，吃吃玩玩</p>

	Monday 星期一	Tuesday 星期二	Wednesday 星期三	Thursday 星期四	Friday 星期五
Session 2 第二节	Mathematics 数学 Subtraction 减法 Get 10 or 20 small objects of your choice. This could be pencils, crayons, tiny teddies etc. Roll a dice then take away that number. If you do not have a dice then one of your family members can call out a number below 10. 准备 10 或 20 个小物件。可以是铅笔、蜡笔、小玩具熊等。掷一下骰子，按骰子所显示的那个数字，从小物件中拿走多少个。如果你没有骰子，那么你的一个家庭成员可以报出一个 10 以下的数字，然后进行减法。 You can also use an interactive dice on 你也可以使用网上骰子 https://www.online-stopwatch.com/chance-games/roll-a-dice/ Draw a picture and write the number sentence to match.	Mathematics 数学 Mass 质量 Go for a walk around your classroom or home and think about the things that are heavy or light. Choose objects that are heavy or light and place them on your table. When you have about 10 objects, sort them into groups by placing the objects in your hands and hefting. You could start sorting them into Heavy and Light and then next you may sort the Light items into lightest, lighter, light and the Heavy items into heaviest, heavier, heavy. Share with your friends in class or family at home. 质量 在教室或家里走走，想想那些东西重，那些东西轻。 选择 10 个左右物品，把它们放在桌子上。	Mathematics 数学 Mass 质量 Get three objects from the pantry. This could be rice, a muesli bar, flour, chocolate bar etc. Compare the mass by placing the objects in your hands and hefting. Place the objects in order from lightest to heaviest.  This is an example of hefting. 拿三样食品。可以是大米，面粉，巧克力块等。比较质量，用手试试轻重（如图所示）。按从最轻到最重的顺序放置物品。 Take a photo of your work and post it onto Seesaw. 把你的作业，上传到 Seesaw 上。 Play some of the games on 在此链接玩玩游戏 www.imathskids.com.au	Mathematics 数学 Subtraction 减法 Use the 100s chart to practise counting backwards out loud from a certain number. Repeat with different numbers. Play race down to 0 using the hundreds chart with a family member. Put a block down on 100. Roll a dice and count backwards the number shown on the dice. Move your block to that number. Keep taking turns until someone reaches 0. 使用提供的百位数表练习从不同的数字倒数。 和一位家庭成员一起用百位数表玩游戏，在 100 数字上放个小玩具。掷一下骰子，按骰子所显示的那个数字，从 100 倒数。然后把你的玩具移到那个数字。轮流掷骰子，直到有人达到 0。	Mathematics 数学 Subtraction 减法 Trace your ten fingers on paper. Cut around your two hands. You may do two lots of these so you have 20 fingers. 在纸上画出你的十个手指。剪下来。你可以画两遍，怎样你就有 20 个手指了。 Roll a dice. Fold down the amount of fingers to match the number seen on the dice. Make sure you are counting backwards. 掷骰子。骰子所显示的那个数字，就折下多少根手指。注意：一定要倒数。 Write the number sentence in your workbook and take a photo of your work and post it on Seesaw. 写出数学式子。把你的作业，上传到 Seesaw 上。 Play some of the Subtraction games on 在此链接玩玩减法游戏

	Monday 星期一	Tuesday 星期二	Wednesday 星期三	Thursday 星期四	Friday 星期五
	<p>Repeat! Take a photo of your work and post it on Seesaw.</p> <p>写出数学句子并画图。重复一遍！把你的作业，上传到 Seesaw 上。</p> <p>Play some of the Subtraction games on 在此链接玩玩减法游戏 www.imathskids.com.au</p> <p>PDHPE 德育体育</p> <p>Practise balancing on one leg for 10 seconds. Remember when you balance you need to put your hands out wide to each side and your eyes need to focus on something in front of you. See how long you can balance for.</p> <p>用一条腿练习 10 秒钟的平衡。记住，当你保持平衡的时候，你需要把你的手向两边张开，你的眼睛要集中看某件物品上。看看你能平衡多久。</p>	<p>用手提起物品，把它们分成轻重两类。</p> <p>然后你可以把轻的东西分为：最轻-较轻-轻。重的东西分为最重-较重-重。</p> <p>和你朋友或家人讲讲。</p> <p>Optional: Play some of the games on 在此链接玩游戏 www.imathskids.com.au</p>	<p>PDHPE 德育体育</p> <p>When we move our bodies really fast, our heart beat gets quicker and quicker. Run on the spot for 1 minute. Run as quickly as you can! After the minute has passed, feel your heart beat. Is it going really quickly? Now I want you to lay on your bed, close your eyes and relax your body for 1 minute. After the minute has passed, feel your heart beat. Has it slowed down? Why?</p> <p>当我们快速移动身体时，我们的心跳会越来越快。原地跑 1 分钟。尽快跑！一分钟过去后，感觉一下你的心跳。很快吗？现在你躺在床上，闭上眼睛，放松身体 1 分钟。一分钟过去后，感觉一下你的心跳。它减速了吗？为什么？</p>	<p>Play some of the Subtraction games on 在此链接玩玩减法游戏 www.imathskids.com.au</p> <p>Handwriting</p> <p>If you have your handwriting book from school, complete the next double page in your book.</p> <p>If you do not have your handwriting book, practise writing lower case letters of the alphabet correctly.</p> <p>书写练习</p> <p>如果你有学校的练字本，请完成下两页。</p> <p>如果你没有练字本，练习正确书写字母表的小写字母。</p>	<p>www.imathskids.com.au</p> <p>Handwriting</p> <p>If you have your handwriting book from school, complete the next double page in your book.</p> <p>If you do not have your handwriting book, practise writing upper case letters of the alphabet correctly. Don't forget to start from the top!</p> <p>书写练习</p> <p>如果你有学校的练字本，请完成下两页。</p> <p>如果你没有练字本，练习正确书写字母表的大写字母。</p>
Break	Break (1 hour)	Break (1 hour)	Break (1 hour)	Break (1 hour)	Break (1 hour)

Monday 星期一		Tuesday 星期二		Wednesday 星期三		Thursday 星期四		Friday 星期五	
休息	Eat and Play 休息一小时，吃吃玩玩	Eat and Play 休息一小时，吃吃玩玩	Eat and Play 休息一小时，吃吃玩玩	Eat and Play 休息一小时，吃吃玩玩	Eat and Play 休息一小时，吃吃玩玩	Eat and Play 休息一小时，吃吃玩玩	Eat and Play 休息一小时，吃吃玩玩	Eat and Play 休息一小时，吃吃玩玩	Eat and Play 休息一小时，吃吃玩玩
Session 3 第三节	<p>Creative Arts 美育</p> <p><u>Drama 戏剧</u></p> <p>Pretend that you are an animal and act out this animal using your body. Remember not to make any sounds of that animal.</p> <p>A family member will guess which animal you are based on the actions you display. For example, if you are a bird you may flap your hands to show that you are flying. If you are a fish you may pretend to swim. Repeat!</p> <p>假装你是动物，用你的身体表演这个动物。记住不要发出任何声音。</p> <p>请一位家庭成员根据你的动作猜测你是哪种动物。例如，如果你是一只鸟，你可以扇动你的手来表示你在飞翔。如果你是鱼，你可以假装游泳。重复你的动作！</p>	<p>Science & Technology 科学</p> <p><u>Living World 生物世界</u></p> <p>Brainstorm different plants that you could have in a garden (flower, tree, bush, vegetables etc.)</p> <p>Draw and label a picture of each plant in a garden. Using the words, water, sunlight and soil, complete this sentence:</p> <p>A plant in a garden needs _____, _____ and _____ to grow.</p> <p>Write an interesting fact about one of the plants.</p> <p>想一想花园里有哪些不同种类的植物（花，树，灌木，蔬菜等）</p> <p>画一画花园中的每种植物，并写出它们的名字。用“water 水、sunlight 阳光和 soil 土壤”完成以下句子：</p> <p>A plant in a garden needs _____, _____</p>	<p>Community Language</p> <p><u>社区语言</u></p> <p>Complete an activity from the Community Language framework on Seesaw.</p> <p><u>社区语言</u></p> <p>完成 Seesaw 上社区语言 家庭学习大纲 中的活动。</p>	<p>History 历史</p> <p><u>Past and Present 过去与现在</u></p> <p>Interview your mum, dad, grandmother or grandfather and ask them if they have a treasured family item from the past. This could be a family photo, a special necklace that was passed down from person to person, a baby blanket or teddy bear. Discuss why it is special to them. Post a video on Seesaw of you interviewing your family member about their special family item.</p> <p>采访你的妈妈、爸爸、奶奶或爷爷，问他们是否有传家宝。这可能是一张全家福，一条特殊的项链，一条婴儿毯或泰迪熊。问问为什么这么珍贵。将你的采访视频上传到 Seesaw 上，</p>	<p>Creative Arts 美育</p> <p><u>Visual Arts 美术</u></p> <p>Follow the steps on this video https://www.youtube.com/watch?v=RCmuel1s76U to draw a koala. We call this a directed drawing. Use a lead pencil to draw your koala and then use coloured pencils or crayons to colour in neatly.</p> <p>请按照此视频 https://www.youtube.com/watch?v=RCmuel1s76U 画一只考拉。我们称之为定向绘图。用铅笔画你的考拉，然后用彩色铅笔或蜡笔整齐地涂色。</p>				

Monday 星期一	Tuesday 星期二	Wednesday 星期三	Thursday 星期四	Friday 星期五	
		and _____ to grow. 选一种植物，写一条有关它的有趣的事实。			

day

name

say

game

may

same

play

place

take

rain

make

they

cake

eight

made

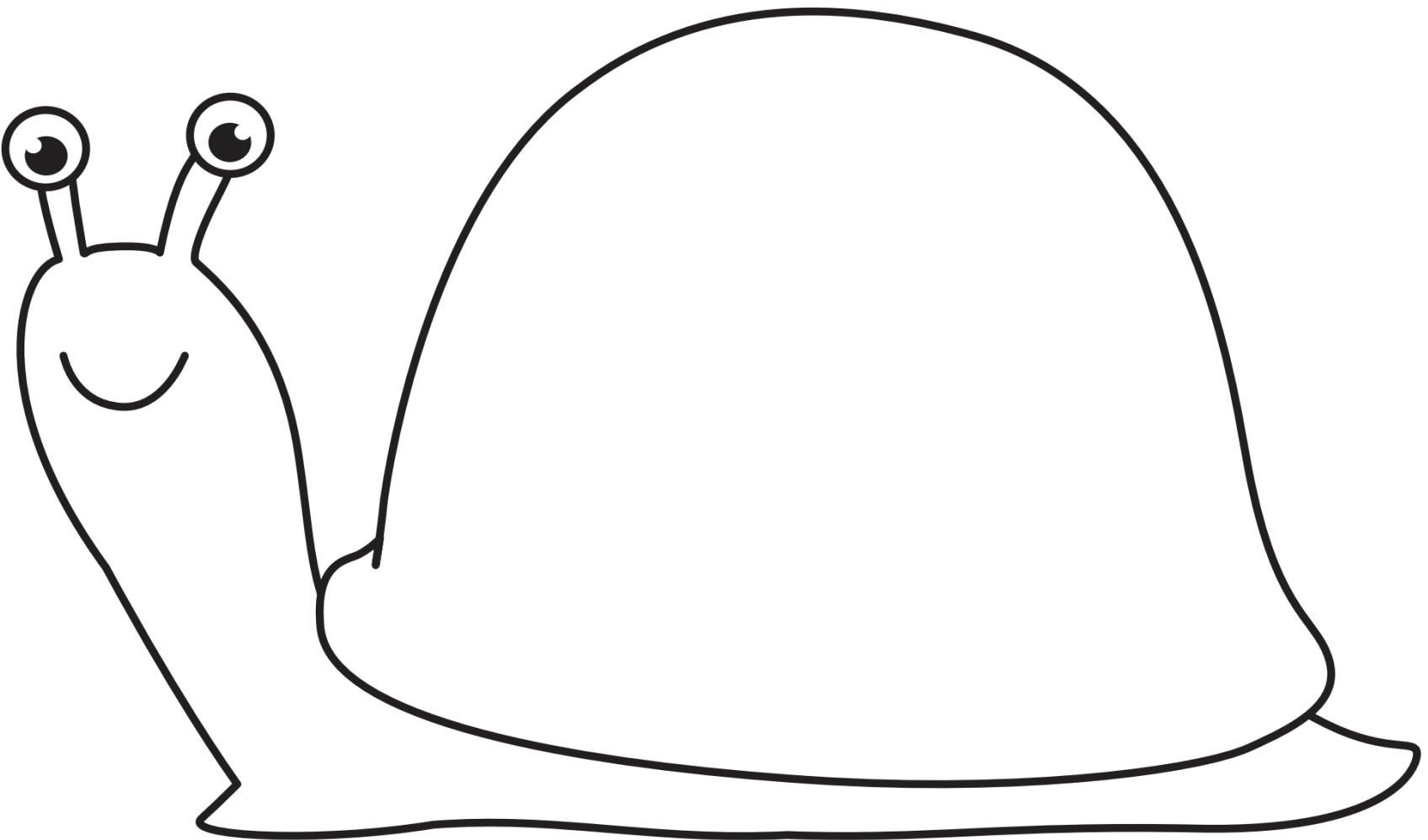
today

- Please use words from Soundwaves Unit 13 –

Word Work Grid

Complete each of the activities in this grid. Write the date you completed each activity on the line provided.

<p align="center">Syllable Sort</p> <p>Write your spelling words in order from the least amount of syllables to the most. Words with the same number of syllables should be in alphabetical order.</p> <p>Date: _____</p>	<p align="center">Odd One Out</p> <p>For each of your spelling words, write four words. One is your spelling word, two relate to your spelling word and one is the odd word out that doesn't fit with the other two.</p> <p>Date: _____</p>	<p align="center">Wacky Words</p> <p>On a sheet of paper, write your spelling words in different directions, filling up the whole sheet. Use different colours and types of writing for each word.</p> <p>Date: _____</p>	<p align="center">Word Detective</p> <p>Write three clues about each of your spelling words. Ask someone to try to guess your spelling words using your clues.</p> <p>Date: _____</p>	<p align="center">Digging in the Dictionary</p> <p>Use a dictionary to find the definition and write a sentence for each of your spelling words.</p> <p>Date: _____</p>
<p align="center">Rhyming Wheels</p> <p>Think of as many words as you can that rhyme with your spelling words.</p> <p>Date: _____</p>	<p align="center">Alliteration</p> <p>Write a sentence for each of your spelling words using as much alliteration as possible.</p> <p>Date: _____</p>	<p align="center">Sentence Smart</p> <p>Write a sentence for each of your spelling words.</p> <p>Date: _____</p>	<p align="center">Story Time</p> <p>Write a story using as many of your spelling words as you can. Underline each of your spelling words.</p> <p>Date: _____</p>	<p align="center">Sort Them Out</p> <p>Sort the words on your spelling list into three different categories of your choice.</p> <p>Date: _____</p>
<p align="center">Word Search</p> <p>Create your own word search using all the words on your spelling list.</p> <p>Date: _____</p>	<p align="center">Handwriting Hero</p> <p>Write out your spelling words in your very best cursive hand writing.</p> <p>Date: _____</p>	<p align="center">Letter Lingo</p> <p>Write a letter to a friend. Use as many spelling words in your letter as you can.</p> <p>Date: _____</p>	<p align="center">Words Within Words</p> <p>Make a list of as many smaller words as you can find from your spelling list.</p> <p>Date: _____</p>	<p align="center">Code Breaker</p> <p>Use the code guide to make a code for each of your spelling words.</p> <p>Date: _____</p>



First, _____

Then, _____

Next, _____

Finally, _____



Making a Jam Sandwich

Look carefully at the pictures. Can you put them into the correct order to show how to make a jam sandwich?

1

2

3

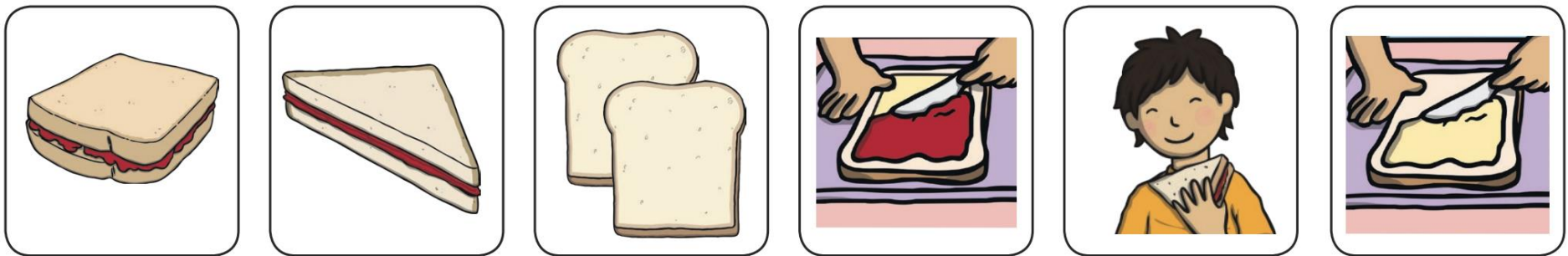
4

5



6



visit [twinkl.com](https://www.twinkl.com)



My Find-a-Word





Some activities and ideas for home for parents of primary and early learners

Make or do a jigsaw puzzle	Try some origami	Create an obstacle course
Bake or cook something	Learn a magic trick	Paint or draw a picture
Make a joke book	Take photos of 10 living things	Build a blanket fort
Plan and hold a picnic	Make your own kite	Try a new board game
Play indoor mini-golf	Play Limbo	Write a letter to your future self
Potato sack race with pillow cases	Hold a tea-party	Make a time capsule
Hold a Karaoke concert	Play hide and seek	Open a pretend store
Blindfolded taste test	Look at photo albums	Have a paper plane contest
Play Pictionary	Play dress up	Play Restaurant
Make a shoebox diorama	Learn a new card game	Put on a play
Make or play an instrument	Create a treasure hunt	Write or recite poem
Have a talent show	Make handmade presents	Choreograph a dance
Read a new book from the library	Play water bottle bowling	
Play life-size Noughts and Crosses	Build the tallest tower	

