



Framework for Learning from Home – Early Stage 1, Term 2 Week 4

You will need help from a parent/carer. Show each completed activity to your parents so they can check it and/or help you post it on Seesaw.

	Monday	Tuesday	Wednesday	Thursday	Friday
Task	Can you make your bed this morning?	Do an act of kindness for a family member today.	Can you pack your toys away?	Tell a family member something you love about them.	Tell a family member what you like about yourself.
Session 1	<p>Morning Routine</p> <p>Sing the ‘Days of the Week’ song</p> <p>https://www.youtube.com/watch?v=mXMofxtDPUQ</p> <p>Discuss with a family member what day it is today, what day it was yesterday and what day it will be tomorrow.</p> <p>Soundwaves</p> <p>Today’s letter is “m”. Listen to the chant on soundwaves. Click ‘Grapheme Unit’, the</p>	<p>Morning Routine</p> <p>Sing the ‘Months of the Year’ song</p> <p>https://www.youtube.com/watch?v=IPeAo1hz8GA</p> <p>What month are we in now? Discuss with a family member how many days there are in this month. Can you write this number?</p> <p>Soundwaves</p> <p>Look at the words mouse and house. What do you notice? Do</p>	<p>Morning Routine</p> <p>Sing the ‘Seasons Song’</p> <p>https://www.youtube.com/watch?v=8Zjpl6fgYSY</p> <p>Look out the window. What do you see? Draw a picture and write a sentence about today’s weather.</p> <p>E.g It is hot and sunny.</p> <p>Soundwaves</p> <p>Today’s letter is “a”. Listen to the chant on soundwaves. Click</p>	<p>Morning Routine</p> <p>Sing the ‘Months of the Year’ song</p> <p>https://www.youtube.com/watch?v=IPeAo1hz8GA</p> <p>Soundwaves</p> <p>Look at the words pan and fan. What do you notice? Do these words rhyme?</p> <p>Can you find a rhyming word for cat and cap. Is the letter ‘a’ at the beginning, middle or end of these words?</p>	<p>Morning Routine</p> <p>Sing the ‘Days of the Week’ song</p> <p>https://www.youtube.com/watch?v=mXMofxtDPUQ</p> <p>What is today’s date? Can you write this down? Don’t forget to include the number, the month and the year.</p> <p>Soundwaves</p> <p>Revise the chants and actions for ‘m’ or ‘a’. Play “Extra games and</p>

Monday	Tuesday	Wednesday	Thursday	Friday
<p>letter 'M', 'Sound Info Kit' then 'All Sounds'.</p> <p>www.soundwaveskids.com.au</p> <p>Trace the soundwaves worksheet attached below to practise tracing both upper and lower case for the letter 'm'.</p> <p>Can you think of any words that start with the letter 'm'? Write them down and draw a picture.</p> <p>Complete the page in your Soundwaves textbook.</p> <p>English</p> <p>This week's focus fox words are: am, go, can, he, she, play, saw</p> <p>Make your focus fox words out of playdough or write them down.</p> <p>Listen to the book 'The Very Hungry Caterpillar' by Eric Carle.</p> <p>Or listen to it on https://www.youtube.com/watch?v=btFCtMhF3il</p> <p>Or listen to it on https://www.youtube.com/watch?v=btFCtMhF3il</p>	<p>these words rhyme? Can you find a rhyming word for mat and man.</p> <p>Practise writing the letter 'm' in the air with your magic finger.</p> <p>Optional: Complete black line masters for the letter 'm' on soundwaves kids.</p> <p>www.soundwaveskids.com.au</p> <p>English</p> <p>Using a magazine or a newspaper, cut out the letters needed to make each focus fox word: am, go, can, he, she, play, saw. Paste these down on paper or in your scrap book.</p> <p>Listen to the book 'The Very Hungry Caterpillar' by Eric Carle.</p> <p>Or listen to it on https://www.youtube.com/watch?v=btFCtMhF3il</p> <p>Can you unjumble the words to form a</p>	<p>'Grapheme Unit', the letter 'a', 'Sound Info Kit' then 'All Sounds'.</p> <p>www.soundwaveskids.com.au</p> <p>Trace the soundwaves worksheet attached below to practise tracing both upper and lower case for the letter 'a'.</p> <p>Can you think of any words that start with 'a'? Write them down.</p> <p>Complete the student book activity either by telling your parents the answers or completing the worksheet.</p> <p>English</p> <p>Can you write your focus fox words using crayons or textas: am, go, can, he, she, play, saw</p> <p>Retell the story 'The Very Hungry Caterpillar' to an adult.</p> <p>Or listen to it on https://www.youtube.com/watch?v=btFCtMhF3il</p>	<p>Practise writing the letter 'a' on your table with your finger five times.</p> <p>Optional: Complete black line masters for the letter 'a' on soundwaves kids.</p> <p>www.soundwaveskids.com.au</p> <p>English</p> <p>Can you rainbow write your focus fox words Your focus fox words are: am, go, can, he, she, play, saw</p> <p>Read a book with a family member or listen to a story from Storyline Online: https://www.storylineonline.net/</p> <p>Point to the front cover, the back cover, the title and the author.</p> <p>Listen to the book 'The Very Hungry Caterpillar' by Eric Carle.</p> <p>Or listen to it on</p>	<p>activities' Write the letter 'm' 14 times and 'a' 14 times. Draw a picture of something that starts with 'a' and something that starts with 'm'. Label your picture.</p> <p>English</p> <p>Your focus fox words are: am, go, can, he, she, play, saw. Can you make a colour word pattern?</p> <p>Use your focus fox words in a sentence. Example- I can go to the park to play.</p> <p>She likes to play.</p> <p>Library Time! Listen to the story read by Mr Philpott.</p> <p>https://drive.google.com/file/d/17F1bG8XYA4Ub96vUeTs5gsWIWdotJeazb/view?usp=sharing</p> <p>Tell a family member what the story was about. What happened at the beginning, the middle and the end of the story?</p>

	Monday	Tuesday	Wednesday	Thursday	Friday
	<p>om/watch?v=btFCtMhF3il</p> <p>Can you unjumble the words to form a sentence and then write it underneath? This is a caterpillar.</p> <p>Extension: Can you re-write this sentence by including more words to make it sound more interesting. E.g This is a small green caterpillar.</p>	<p>sentence and then write it underneath? He has a red head.</p>	<p>F3il</p> <p>Can you unjumble the words to form a sentence and then write it underneath? He has two big eyes.</p> <p>Read a book with a family member or listen to the story</p> <p>'Hey, Little Ant' By Philip and Hannah Hoose https://www.youtube.com/watch?v=ehH6l6v5sYM</p>	<p>https://www.youtube.com/watch?v=btFCtMhF3il</p> <p>Can you unjumble the words to form a sentence and then write it underneath? He has a long green body.</p>	
Break	Break (30 mins) Eat & Play	Break (30 mins) Eat & Play	Break (30 mins) Eat & Play	Break (30 mins) Eat & Play	Break (30 mins) Eat & Play
Session 2	<p>Mathematics</p> <p>Watch "Sesame Street " The Number of the Day 14" on youtube. https://www.youtube.com/watch?v=m8-736aOLI0</p> <p>Can you find the number 14 in your house or classroom? Take a photo or draw it in your</p>	<p>Mathematics</p> <p>Optional: Listen to the story "The Very Hungry Caterpillar" https://www.youtube.com/watch?v=btFCtMhF3il</p> <p>Discuss with a family member what the</p>	<p>Mathematics</p> <p>Listen to the song "Numbers in the teens" https://www.youtube.com/watch?v=uedvwH6Ay18</p> <p>Write your numbers up to 14.</p>	<p>Mathematics</p> <p>Listen to the song "Numbers in the teens" https://www.youtube.com/watch?v=uedvwH6Ay18</p> <p>Write your numbers up to 14. Practise counting</p>	<p>Mathematics</p> <p>Go outside or look out of the window. What time of the day is it? Is it daytime or night time? How do you know? What can you see?</p> <p>Draw a picture of some things you do in the daytime (e.g. school work, play, eat breakfast and</p>

Monday	Tuesday	Wednesday	Thursday	Friday
<p>book.</p> <p>Can you find 14 of the same items in your house or classroom? E.g. 14 paperclips, 14 rubber bands, 14 pencils.</p> <p>Can you forwards to and backwards from the number 14?</p> <p>Can you clap 14 times? Can you tap your shoulders 14 times?</p> <p>Can you blink 14 times?</p> <p>Practise writing the number 14 on a piece of paper or a whiteboard.</p> <p>Write the numbers 1 to 14 forwards and then 14 to 0 backwards.</p> <p>Complete the number 14 activity sheet.</p> <p>Creative Arts</p> <p>The “Very Hungry Caterpillar’ directed drawing. You will need a piece of A4 paper, a</p>	<p>caterpillar ate on each day of the week.</p> <p>Complete the iMaths worksheet “Hungry Caterpillar day by day”</p> <p>Optional: Complete the craft iMaths worksheet “Steggy dinosaur days of the week”</p> <p>Guided Reading (in2era)</p> <p>Re-read the book you read yesterday on in2era before choosing another book on the same level. Read your new book to a family member.</p> <p>Website: www.in2era.com.au</p> <p>Log in: reading2020 Password: reading2020</p> <p>Choose a game to play.</p>	<p>Practise counting forwards to and backwards from 14.</p> <p>Draw an apple tree with 14 apples. Number each apple from 1 to 14.</p>  <p>Physical Challenge:</p> <p>Can you blink your eyes 14 times?</p> <p>Can you hi-5 a family member 14 times?</p> <p>Can you jump up and reach for the sky 14 times?</p> <p>Can you do 14 star</p>	<p>forwards to and backwards from 14.</p> <p>Complete the number 14 activity sheet in the Numbers Booklet 11-20.</p> <p>Creative Arts</p> <p>Create an artwork of the weather when it is raining. You may like to use crayons, Complete the number 14 activity sheet.</p> <p>paint, pencils or any art materials you have at home. Make sure to include what you wear or use when it is raining!</p> 	<p>lunch)</p> <p>Draw a picture of some things you do during the night time (e.g. eat dinner, brush your teeth, have a bath, go to bed)</p> <p>Guided Reading (in2era)</p> <p>Re-read the book you read on Tuesday on in2era before choosing another book on the same level. Read your new book to a family member.</p> <p>Website: www.in2era.com.au</p> <p>Log in: reading2020 Password: reading2020</p> <p>Choose a game to play.</p>

	Monday	Tuesday	Wednesday	Thursday	Friday
	<p>lead pencil, a black texta and crayons.</p> <p>https://www.youtube.com/watch?v=Z3y7PPGqQDA</p> <p>Guided Reading (in2era) Choose a book from in2era from your level to read to a family member.</p> <p>Website: www.in2era.com.au</p> <p>Log in: reading2020 Password: reading2020</p> <p>Choose a game to play.</p>		jumps?		
Break	Break (1 hour) Eat & Play	Break (1 hour) Eat & Play	Break (1 hour) Eat & Play	Break (1 hour) Eat & Play	Break (1 hour) Eat & Play
Session 3	<p>English</p> <p>Label the caterpillar you have just made.</p> <p>Eg: green eyes, black antennae, long green body, red head, short legs, small nose.</p>	Community Languages	<p>Science and technology</p> <p>You are going to use your sense of sight and touch to observe what things are made of in your kitchen. Have a look around your kitchen and discuss with a family</p>	<p>Science and Technology</p> <p>You are going to use your sense of sight and touch to observe what things are made of in your bedroom. Have a look around your bedroom and discuss</p>	<p>Health</p> <p><u>Use seatbelts and safety restraints as a passenger</u></p> <p>Read the online story 'Who is buckled up?' https://www.safetytown.com.au/book/es1/learning-experiences/who-is-</p>

Monday	Tuesday	Wednesday	Thursday	Friday
		<p>member different objects and their purpose, what they are made of, what they look and feel like.</p> <p>E.g cup: It is made out of glass and we use it to drink from. It feels smooth and it is clear.</p>	<p>with a family member different objects and their purpose, what they are made of, what they look and feel like.</p> <p>E.g bed: It is made out of wood and we use it to sleep on. It feels smooth and it is brown.</p>	<p>keeping-safe-in-the-car#shared-reading-who-is-buckled-up</p> <p>With a family member discuss the following questions:</p> <ul style="list-style-type: none"> • Where do you sit in the car? • What type of seat do you use? Does everyone in your family need to use a safety restraint? • How does it keep you safe? <p>Draw a picture of you and your family safely driving in a car.</p>

to develop literacy

o match a word

miliar book or to sight words

initial letter e.g. cat, mat, hat

final letters e.g. can, cap, map, mop, top

ow e.g. their name

ds e.g. desk, duck

wel e.g. a: hat, cat; o: mop, box

words

js (type a simple sentence and cut up for child to put back check)

cts around the house (shuffled) for child to match up.

in with a certain letter

book you are reading together

mber

ead to another person

ter or scene from a book

rbally) or label (in writing) known objects e.g. food items

yline Online: <http://www.storylineonline.net/>

to role play following the reading of a book










finger to 'write' letters or words

sing their finger

) or spelling words in different colours



100 ideas for home for Year 1 and early learners


- Make origami  Create an obstacle course
- Knit  Paint or draw a picture
- Read books  Build a blanket fort
- Play board games  Try a new board game
- Write a letter to your future self  Make a time capsule
- Host a tea-party  Open a pretend store
- Hide and seek  Have a paper plane contest
- Visit a restaurant  Try Yoga
- Play a board game  Put on a play
- Go on a treasure hunt  Write or recite a poem
- Learn to dance  Choreograph a dance
- Water bottle bowling  Build the tallest tower





MGI Hungry Caterpillar day by day

Read *The Very Hungry Caterpillar* by Eric Carle. Use **Cut-outs** or **stickers** to show what the caterpillar ate each day.



Monday

Tuesday

Wednesday

Thursday

Friday

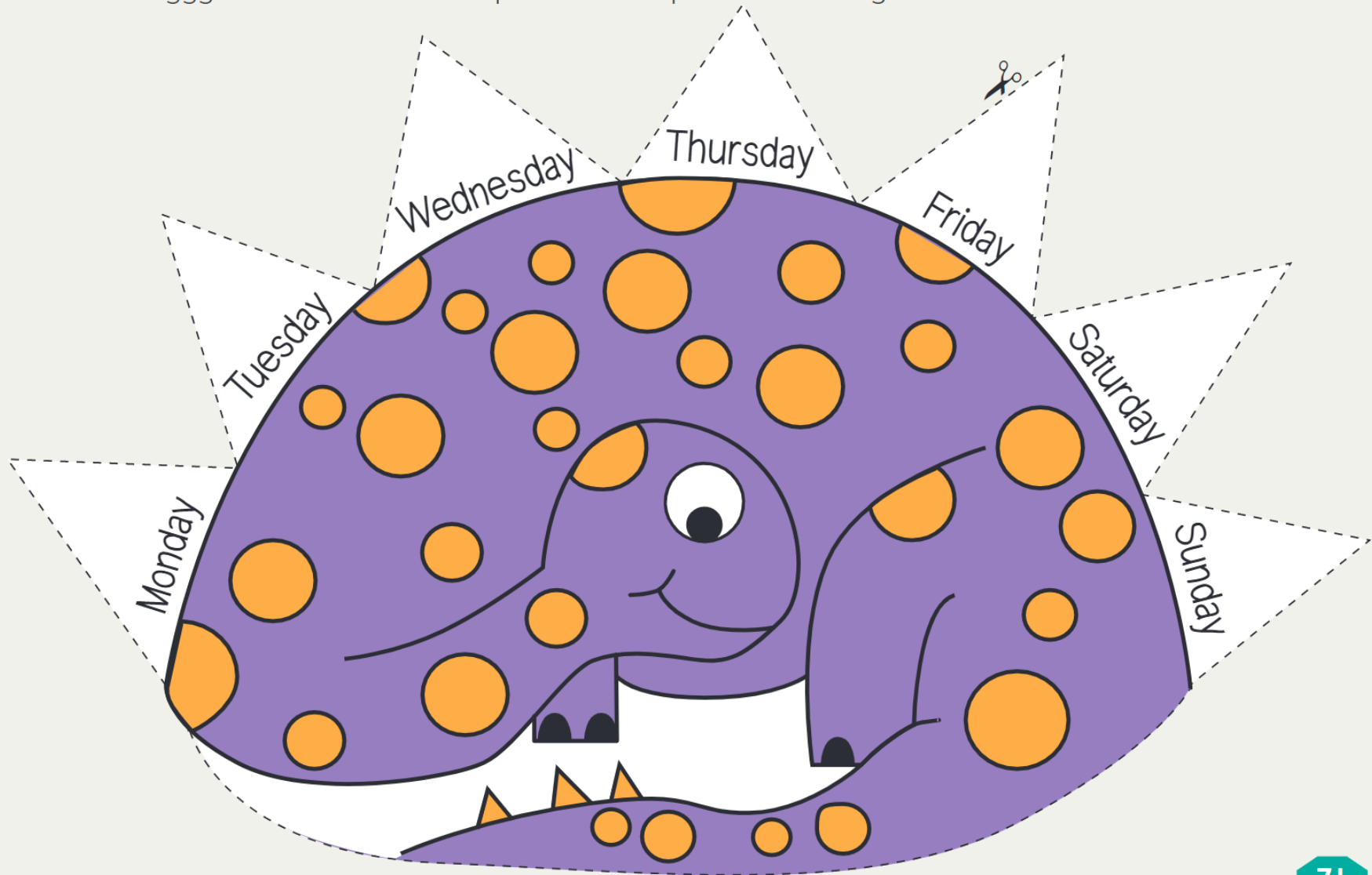
Saturday

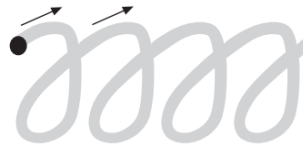
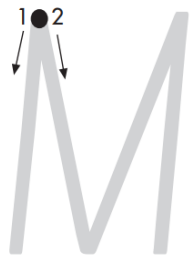


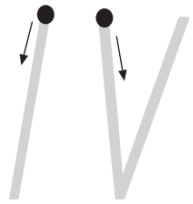
Sunday

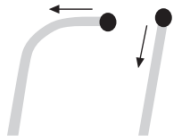
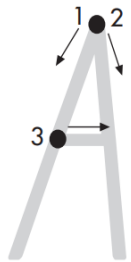
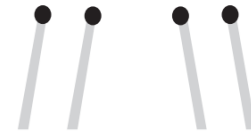
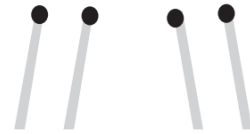
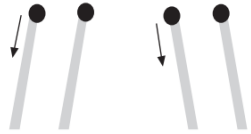


MG2 Steggy dinosaur days of the week

Cut out Steggy and fold down the flaps. Lift the flaps to tell the days of the week.







BLM HW3 (NSW) 

☆ Trace the patterns and letters using the starting points.

