

## Framework for Learning from Home – Early Stage 1, Term 2 Week 4


You will need help from a parent/carer. Show each completed activity to your parents so they can check it and/or help you post it on Seesaw.

	Monday	Tuesday	Wednesday	Thursday	Friday
<b>Task</b> 任务	Can you make your bed this morning? 你可以自己收拾床铺吗?	Do an act of kindness for a family member today. 今天为一位家人做件好事	Can you pack your toys away? 你可以自己收拾玩具吗?	Tell a family member something you love about them. 告诉家人你喜欢他们什么?	Tell a family member what you like about yourself. 告诉一位家里人你喜欢自己什么?
<b>Session 1</b> 第一节课	<p>Morning Routine</p> <p>Sing the 'Days of the Week' song 点击链接唱“星期歌”</p> <p><a href="https://www.youtube.com/watch?v=mXMofxtDPUQ">https://www.youtube.com/watch?v=mXMofxtDPUQ</a></p> <p>Discuss with a family member what day it is today, what day it was yesterday and what day it will be tomorrow.</p> <p>与家人讨论：今天是星期</p>	<p>Morning Routine</p> <p>Sing the 'Months of the Year' song 点击链接唱“月份歌”</p> <p><a href="https://www.youtube.com/watch?v=IPeAo1hz8GA">https://www.youtube.com/watch?v=IPeAo1hz8GA</a></p> <p>What month are we in now? Discuss with a family member how many days there are in this month. Can you write this number?</p>	<p>Morning Routine</p> <p>Sing the 'Seasons Song' 点击链接唱“季节歌”</p> <p><a href="https://www.youtube.com/watch?v=8Zjpl6fgYSY">https://www.youtube.com/watch?v=8Zjpl6fgYSY</a></p> <p>Look out the window. What do you see? Draw a picture and write a sentence about today's weather. E.g It is hot and sunny. 往窗外看去，你看到了什么？画一幅有关今</p>	<p>Morning Routine</p> <p>Sing the 'Months of the Year' song 点击链接唱“月份歌”</p> <p><a href="https://www.youtube.com/watch?v=IPeAo1hz8GA">https://www.youtube.com/watch?v=IPeAo1hz8GA</a></p> <p><b>Soundwaves</b> 语言课程</p> <p>Look at the words <b>pan</b> and <b>fan</b>. What do you notice? Do these words rhyme?</p> <p>上Soundwaves查看单</p>	<p>Morning Routine</p> <p>Sing the 'Days of the Week' song 点击链接唱“星期歌”</p> <p><a href="https://www.youtube.com/watch?v=mXMofxtDPUQ">https://www.youtube.com/watch?v=mXMofxtDPUQ</a></p> <p>What is today's date? Can you write this down? Don't forget to include the number, the month and the year.</p> <p>你能写下今天是哪一年</p>

Monday	Tuesday	Wednesday	Thursday	Friday
<p>儿昨天是星期几 明天将是星期几</p> <p>Soundwaves 语言课程</p> <p>Today's letter is "m". Listen to the chant on soundwaves. Click 'Grapheme Unit', the letter 'M', 'Sound Info Kit' then 'All Sounds'.</p> <p>今天练字母发音“m”点击链接练习： <a href="http://www.soundwaveskids.com.au">www.soundwaveskids.com.au</a></p> <p>Trace the soundwaves worksheet attached below to practise tracing both upper and lower case for the letter 'm'. 完成描写字母‘m’大、小写的作业</p> <p>Can you think of any words that start with the letter 'm'? Write them down and draw a picture. 你能想到哪些‘m’字母开头的字呢？把它们写下来并画画。</p> <p>Complete the page in your Soundwaves</p>	<p>与家人讨论：现在是哪一个月份这个月有多少天。你能写出这个数字吗？</p> <p><b>Soundwaves 语言课程</b></p> <p>Look at the words <b>mouse</b> and <b>house</b>. What do you notice? Do these words rhyme? 看 <b>mouse</b> 和 <b>house</b> 这两个单字，你发现什么了？两个字押韵吗？</p> <p>Can you find a rhyming word for <b>mat</b> and <b>man</b>. 找出 <b>mat</b> 和 <b>man</b> 的押韵单字。</p> <p>Practise writing the letter 'm' in the air with your magic finger. 在空中练习写字母“M”</p> <p>Optional: 选择题:</p> <p>Complete black line masters for the letter 'm' on soundwaves kids. 点击链接完成黑体字 M 字母的练习 <a href="http://www.soundwaveskids.com.au">www.soundwaveskids.com.au</a></p>	<p>天天气的画并写上一句话描述。如：今天天晴，很热。</p> <p><b>Soundwaves 语言课程</b></p> <p>Today's letter is "a". Listen to the chant on soundwaves. Click 'Grapheme Unit', the letter 'a', 'Sound Info Kit' then 'All Sounds'.</p> <p>今天练字母发音“a”点击链接练习：先点击 'Grapheme Unit' 字母“a”，再点击 'Sound Info Kit'，然后点击 'All Sounds'。</p> <p><a href="http://www.soundwaveskids.com.au">www.soundwaveskids.com.au</a></p> <p>Trace the soundwaves worksheet attached below to practise tracing both upper and lower case for the letter 'a'.</p> <p>点击链接练习大小写字母 'a': <a href="http://www.soundwaveskids.com.au">www.soundwaveskids.com.au</a></p>	<p>词pan 和 fan。你注意到什么？是否押韵？</p> <p>Can you find a rhyming word for <b>cat</b> and <b>cap</b>. Is the letter 'a' at the beginning, middle or end of these words? 你能找到cat 和 cap同音的字吗？字母'a'在这些单字里的开头、中间还是结尾？</p> <p>Practise writing the letter 'a' on your table with your finger five times. 用手指在桌子上练习写五次字母“a”。</p> <p>Optional: 选择题 Complete black line masters for the letter 'a' on soundwaves kids. 点击链接完成黑体字 M 字母的练习 <a href="http://www.soundwaveskids.com.au">www.soundwaveskids.com.au</a></p>	<p>几月几日？</p> <p><b>Soundwaves 语言课程</b></p> <p>Revise the chants and actions for 'm' or 'a'. Play "Extra games and activities" Write the letter 'm' 14 times and 'a' 14 times.</p> <p>复习字母'm'和'a'，玩“其他游戏和活动”，分别抄写“m”和“a”字母14遍。</p> <p>Draw a picture of something that starts with 'a' and something that starts with 'm'. Label your picture. 画一些以“a”和“m”开头的东西图画并且加标签。</p> <p><b>English</b></p> <p>Your focus fox words are: 一下是重点单词： <b>am, go, can, he, she, play, saw.</b> Can you make a colour word pattern? 你可以把他们写成彩虹字吗？</p>

Monday	Tuesday	Wednesday	Thursday	Friday
<p>textbook. 完成练习本的作业。</p> <p>English 英文</p> <p>This week's focus fox words are:</p> <p>这周的重点单字是:</p> <p>am, go, can, he, she, play, saw</p> <p>Make your focus fox words out of playdough or write them down.</p> <p>用橡皮泥摆做或者抄写这些重点单字。</p> <p>Listen to the book 'The Very Hungry Caterpillar' by Eric Carle.</p> <p>点击链接听故事。</p> <p>Or listen to it on <a href="https://www.youtube.com/watch?v=btFCtMhF3il">https://www.youtube.com/watch?v=btFCtMhF3il</a></p> <p>Can you unjumble the words to form a sentence and then write it underneath? This is a caterpillar.</p>	<p><b>English 英文</b></p> <p>Using a magazine or a newspaper, cut out the letters needed to make each focus fox word:</p> <p>用杂志或报纸, 剪下每个重点单词所需的字母:</p> <p><b>am, go, can, he, she, play, saw.</b></p> <p>Paste these down on paper or in your scrap book.</p> <p>将其粘贴到纸上或剪贴簿中。</p> <p>Listen to the book 'The Very Hungry Caterpillar' by Eric Carle.点击链接听故事:</p> <p>Or listen to it on <a href="https://www.youtube.com/watch?v=btFCtMhF3il">https://www.youtube.com/watch?v=btFCtMhF3il</a></p> <p>Can you unjumble the words to form a sentence and then write it underneath? He has a</p>	<p>Can you think of any words that start with 'a'? Write them down.</p> <p>你能想到以“a”开头的任何单词吗? 记下来。</p> <p>Complete the student book activity either by telling your parents the answers or completing the worksheet.</p> <p>口头或者笔头完成练习本的作业。</p> <p><b>English 英文</b></p> <p>Can you write your focus fox words using crayons or textas: 用白板笔或者蜡笔抄写重点词:</p> <p><b>am, go, can, he, she, play, saw</b></p> <p>Retell the story 'The Very Hungry Caterpillar' to an adult.复述故事: “饥饿的毛毛虫”</p> <p>Or listen to it on 点击链接听故事: <a href="https://www.youtube.com/watch?v=btFCtMhF3il">https://www.youtube.com/watch?v=btFCtMhF3il</a></p>	<p><b>English 英文</b></p> <p>Can you rainbow write your focus fox words Your focus fox words are: 把下面的重点词写成彩虹字:</p> <p><b>am, go, can, he, she, play, saw</b></p> <p>Read a book with a family member or listen to a story from Storyline Online: 和家人一起读书, 或者点击链接听故事 <a href="https://www.storylineonline.net/">https://www.storylineonline.net/</a>.</p> <p>Point to the front cover, the back cover, the title and the author.指出哪里是书的封面, 封底, 标题和作者。</p> <p>Listen to the book 'The Very Hungry Caterpillar' by Eric Carle.听“饥饿的毛毛虫”</p> <p>Or listen to it on <a href="https://www.youtube.com/watch?v=btFCtMhF3il">https://www.youtube.com/watch?v=btFCtMhF3il</a></p>	<p>Use your focus fox words in a sentence.</p> <p>用重点单字按照以下例句造句: Example-</p> <p><b>I can go to the park to play.</b></p> <p><b>She likes to play.</b></p> <p>Library Time! Listen to the story read by Mr Philpott.</p> <p>图书馆时间! 点击链接听 Mr Philpott. 读故事。</p> <p><a href="https://drive.google.com/file/d/17F1bG8XYA4Ub96vuTs5gsWIWdotJeazb/view?usp=sharing">https://drive.google.com/file/d/17F1bG8XYA4Ub96vuTs5gsWIWdotJeazb/view?usp=sharing</a></p> <p>Tell a family member what the story was about. What happened at the beginning, the middle and the end of the story?</p> <p>告诉家人这个故事是关于什么的。故事的开头, 中间和结尾发生了什么?</p>

	Monday	Tuesday	Wednesday	Thursday	Friday
	<p>你能将单词拼凑成一个句子，然后写在下面吗？这是一条毛毛虫。</p> <p>Extension: Can you re-write this sentence by including more words to make it sound more interesting. E.g This is a small green caterpillar.</p> <p>延伸练习：你是否可以通过添加更多单词来使这句话听起来更有趣。例句：This is a small green caterpillar.</p>	<p>red head.</p> <p>你能将单词拼凑成一个句子，然后写下吗？它的头是红色的。</p>	<p>Can you unjumble the words to form a sentence and then write it underneath? He has two big eyes.</p> <p>你能将单词拼凑成一个句子，然后写在下面吗？他有两只大眼睛。</p> <p>Read a book with a family member <b>or</b> listen to the story 与家人一起读书或点击链接听故事。</p> <p>‘Hey, Little Ant’ By Philip and Hannah Hoose  <a href="https://www.youtube.com/watch?v=ehH6l6v5sYM">https://www.youtube.com/watch?v=ehH6l6v5sYM</a></p>	<p><a href="#">MhF3il</a></p> <p>Can you unjumble the words to form a sentence and then write it underneath? He has a long green body.</p> <p>你能将单词拼凑成一个句子，然后写下吗？他有一个长长的绿色的身体。</p>	
<b>Break</b> 休息	Break (30 mins) Eat & Play 休息 30 分钟	Break (30 mins) Eat & Play 休息 30 分钟	Break (30 mins) Eat & Play 休息 30 分钟	Break (30 mins) Eat & Play 休息 0 分钟	Break (30 mins) Eat & Play 休息 30 分钟
<b>Session 2</b> 第二节	<p><b>Mathematics 数学</b></p> <p>Watch “Sesame Street “ The Number of the Day 14” on youtube. 点击链接  <a href="https://www.youtube.com/watch?v=m8-736aOLI0">https://www.youtube.com/watch?v=m8-736aOLI0</a>            Can you find the number 14 in your house or</p>	<p><b>Mathematics 数学</b></p> <p>Optional: Listen to the story “The Very Hungry Caterpillar”</p> <p>选择题：点击链接听故事  <a href="https://www.youtube.c">https://www.youtube.c</a></p>	<p><b>Mathematics 数学</b></p> <p>Listen to the song “Numbers in the teens” 点击链接听歌练数字  <a href="https://www.youtube.com/watch?v=uedvwH6Ay18">https://www.youtube.com/watch?v=uedvwH6Ay18</a></p>	<p><b>Mathematics 数学</b></p> <p>Listen to the song “Numbers in the teens”  <a href="https://www.youtube.com/watch?v=uedvwH6Ay18">https://www.youtube.com/watch?v=uedvwH6Ay18</a> 点击链接听歌练数字</p> <p>Write your numbers up</p>	<p><b>Mathematics 数学</b></p> <p>Go outside or look out of the window. What time of the day is it?            Is it daytime or night time?            How do you know?            What can you see?</p>

Monday	Tuesday	Wednesday	Thursday	Friday
<p>classroom? Take a photo or draw it in your book. 在家里或者在教室里找 14 数字。 Can you find 14 of the same items in your house or classroom? E.g. 14 paperclips, 14 rubber bands, 14 pencils.</p> <p>能在家或者教室找到 14 样东西吗? 比如: 14 个回形针, 14 条橡皮筋等等。</p> <p>Can you forwards to and backwards from the number 14? 你能从 14 往后数, 往前数吗?</p> <p>Can you clap 14 times? Can you tap your shoulders 14 times? Can you blink 14 times? Practise writing the number 14 on a piece of paper or a whiteboard. Write the numbers 1 to 14 forwards and then 14 to 0 backwards.</p>	<p><a href="http://om/watch?v=btFCtMhF3il">om/watch?v=btFCtMhF3il</a></p> <p>Discuss with a family member what the caterpillar ate on each day of the week. 与家人讨论: 饥饿的毛毛虫一周七天每一天都吃了什么?</p> <p>Complete the iMaths worksheet "Hungry Caterpillar day by day" 完成 iMaths 的作业。</p> <p><b>Optional:</b> Complete the craft iMaths worksheet "Steggy dinosaur days of the week" 完成手工 iMaths 作业 "一周中有恐龙的日子"</p> <p><b>Guided Reading (in2era)</b> Re-read the book you read yesterday on in2era before choosing another book on the same level. Read your new book to a family member.</p>	<p>Write your numbers up to 14 练习 1-14 数字 Practise counting forwards to and backwards from 14. 练习数数, 从开始往后数到 1, 再往前数到 14</p> <p>Draw an apple tree with 14 apples. Number each apple from 1 to 14. 画一幅苹果树, 书上有 14 个苹果, 并且在每一个苹果里写上 1-14 数字</p> 	<p>to 14. 练习 1-14 数字</p> <p>Practise counting forwards to and backwards from 14. 练习数数, 从开始往后数到 1, 再往前数到 14</p> <p>Complete the number 14 activity sheet in the Numbers Booklet 11-20. 完成第 11-20 数字练习册中 14 页的练习。</p> <p><b>Creative Arts 美术</b> Create an artwork of the weather when it is raining. You may like to use crayons, Complete the number 14 activity sheet. 制作一幅下雨天的画, 你可以用蜡笔作画。完成 14 页的功课。</p> <p>paint, pencils or any art</p>	<p>望窗外望去, 现在是一天里的什么时候? 白天还是晚上? 你怎么知道?</p> <p>Draw a picture of some things you do in the daytime (e.g. school work, play, eat breakfast and lunch) 画一画你在白天做的事情。例如: 做功课, 吃早饭, 玩耍, 等等。</p> <p>Draw a picture of some things you do during the night time (e.g. eat dinner, brush your teeth, have a bath, go to bed) 画出你在夜间所做的一些事情的图画 (例如, 吃晚餐, 刷牙, 洗澡, 上床睡觉)</p> <p><b>Guided Reading (in2era)</b> Re-read the book you read on Tuesday on in2era before choosing another book on the same level. Read your new book to a family member. 在选择同一级别的另一本</p>

Monday	Tuesday	Wednesday	Thursday	Friday
<p>Complete the number 14 activity sheet.</p> <p><b>Creative Arts 美术</b></p> <p>The “Very Hungry Caterpillar” directed drawing. You will need a piece of A4 paper, a lead pencil, a black texta and crayons.</p> <p>点击链接画一条毛毛虫。你需要一张 A4 纸，一支黑色白板笔和彩色蜡笔。</p> <p><a href="https://www.youtube.com/watch?v=Z3y7PPGqQDA">https://www.youtube.com/watch?v=Z3y7PPGqQDA</a></p> <p><b>Guided Reading (in2era)</b></p> <p>Choose a book from in2era from your level to read to a family member. 根据你的阅读水平从 in2era 选一本书读给家人听。</p> <p>Website: 网站 <a href="http://www.in2era.com.au">www.in2era.com.au</a></p> <p>Log in: reading2020 Password: reading2020</p> <p>Choose a game to play. 游戏时间</p>	<p>在选择同一级别的另一本书之前，重新阅读您昨天在 in2era 上阅读的书。给家人读一本新书。</p> <p>Website: 网站 <a href="http://www.in2era.com.au">www.in2era.com.au</a></p> <p>Log in: reading2020 Password: reading2020</p> <p>Choose a game to play. 游戏时间</p>	<p><b>Physical Challenge:</b></p> <p>Can you blink your eyes 14 times? 你可以眨 14 次眼睛吗?</p> <p>Can you hi-5 a family member 14 times? 可以和你的家人拍 14 遍 “Hi 5” 吗?</p> <p>Can you jump up and reach for the sky 14 times? 你可以跳高 14 次吗?</p> <p>Can you do 14 star jumps? 你可以挑 14 次的 star jumps 吗?</p>	<p>materials you have at home. Make sure to include what you wear or use when it is raining!</p> <p>家里画画的油彩，铅笔包括家可以用的任何制作美术材料。不要忘记画上雨天穿的衣服或物品！</p> 	<p>书之前，请先重新阅读你周二在 in2era 上阅读的书。再给家人读一本新书。</p> <p>Website: 网站 <a href="http://www.in2era.com.au">www.in2era.com.au</a></p> <p>Log in: reading2020 Password: reading2020</p> <p>Choose a game to play. 游戏时间</p>

	Monday	Tuesday	Wednesday	Thursday	Friday
<b>Break</b> 休息	Break (1 hour) Eat & Play 一小时休息	Break (1 hour) Eat & Play 一小时休息	Break (1 hour) Eat & Play 一小时休息	Break (1 hour) Eat & Play 一小时休息	Break (1 hour) Eat & Play 一小时休息
<b>Session 3</b> 第三节	<p><b>English 英文</b></p> <p>Label the caterpillar you have just made.</p> <p>标记刚制作好的毛毛虫。</p> <p>Eg: green eyes, black antennae, long green body, red head, short legs, small nose.</p>	<p><b>Community Languages 中文课</b></p>	<p><b>Science and 科技 technology</b></p> <p>You are going to use your sense of sight and touch to observe what things are made of in your <b>kitchen</b>. Have a look around your kitchen and discuss with a family member different objects and their purpose, what they are made of, what they look and feel like.</p> <p>你要用视觉和触觉来观察厨房中的物品。环顾你的厨房，并与家人讨论不同的物品有不同的用途。这些物品是用什么材料制作的。它们的外观和感觉神是怎么样的。。</p> <p>E.g cup: It is made out of glass and we use it to drink from. It feels smooth and it is clear.</p> <p>例如，杯子是用玻璃制成的，我们用它来饮水。感觉光滑而且清晰。</p>	<p><b>Science and 科技 Technology</b></p> <p>You are going to use your sense of sight and touch to observe what things are made of in your <b>bedroom</b>. Have a look around your bedroom and discuss with a family member different objects and their purpose, what they are made of, what they look and feel like.</p> <p>你要用你的视觉和感觉来观察你的睡房里面的东西。告诉家人房间的东西是什么材料做成的，什么用途？</p> <p>E.g bed: It is made out of wood and we use it to sleep on. It feels smooth and it is brown.</p> <p>例如：床是用木头制成的，我们可以用它睡觉。感觉光滑，棕色的。</p>	<p><b>Health 健康</b></p> <p><b><u>Use seatbelts and safety restraints as a passenger</u></b></p> <p>乘客使用安全带和安全约束。</p> <p>Read the online story 'Who is buckled up?' 点击链接读故事 <a href="https://www.safetytown.com.au/book/es1/learning-experiences/who-is-keeping-safe-in-the-car#shared-reading-who-is-buckled-up">https://www.safetytown.com.au/book/es1/learning-experiences/who-is-keeping-safe-in-the-car#shared-reading-who-is-buckled-up</a></p> <p>With a family member discuss the following questions:与家人一起讨论</p> <ul style="list-style-type: none"> <li>• Where do you sit in the car?</li> <li>• What type of seat do you use? Does everyone in your family need to use a safety restraint?</li> <li>• How does it keep you</li> </ul>

Monday	Tuesday	Wednesday	Thursday	Friday
				<p>safe?</p> <p>Draw a picture of you and your family safely driving in a car.</p> <ul style="list-style-type: none"> <li>• 你坐在车里的什么地方?</li> <li>• 你使用哪种类型的座椅?</li> <li>• 你家中的每个人都需要使用安全带吗?</li> <li>• 安全带如何确保你的安全?</li> <li>• 画一张你和你的家人安全开车的照片。</li> </ul>



## Ideas to develop literacy

### **Playdough**

- use to create letters, words or objects to match a word

### **Magnetic letters**

- match letters to letters or words in a familiar book or to sight words
- sort letters by colour or shape
- make rhyming words by changing the initial letter e.g. cat, mat, hat
- make new words by changing initial or final letters e.g. can, cap, map, mop, top
- use letters to make any words they know e.g. their name

### **Sorting**

- Sort pictures based on their initial sounds e.g. desk, duck
- Sort pictures/words with a particular vowel e.g. a: hat, cat; o: mop, box

### **Matching**

- Match words to pictures or pictures to words
- Puzzles – matching picture to word
- Match sentence beginnings and endings (type a simple sentence and cut up for child to put back together and then read the sentence to check)
- Match labels (e.g. post-it notes) to objects around the house
- Sight word cards - Give 2 of each word (shuffled) for child to match up.

### **Locating**

- Find all the words on a page which begin with a certain letter
- Find known sight words on a page of a book you are reading together

### **Peer reading**

- Read to a sibling or different family member
- Retell or talk about a book they have read to another person

### **Drawing**

- Draw a picture of their favourite character or scene from a book

### **Shopping Catalogues**

- Browse and ask your child to name (verbally) or label (in writing) known objects e.g. food items

### **Listening - with headphones**

- Listen to stories read by actors on Storyline Online: <http://www.storylineonline.net/>

### **Dramatic Play**

- Provide a box of accessories e.g. hats to role play following the reading of a book

### **Handwriting**

- Sand tray or soft sand paper - use their finger to 'write' letters or words
- 'Write' their letters or words in the air using their finger
- Write on an easel (supports pencil grip)
- Rainbow spelling – write known words or spelling words in different colours



NSW Department of Education

## Some activities and ideas for home for parents of primary and early learners

Make or do a jigsaw puzzle	Try some origami	Create an obstacle course
Bake or cook something	Learn a magic trick	Paint or draw a picture
Make a joke book	Take photos of 10 living things	Build a blanket fort
Plan and hold a picnic	Make your own kite	Try a new board game
Play indoor mini-golf	Play Limbo	Write a letter to your future self
Potato sack race with pillow cases	Hold a tea-party	Make a time capsule
Hold a Karaoke concert	Play hide and seek	Open a pretend store
Blindfolded taste test	Look at photo albums	Have a paper plane contest
Play Pictionary	Play dress up	Play Restaurant
Make a shoebox diorama	Learn a new card game	Put on a play
Make or play an instrument	Create a treasure hunt	Write or recite poem
Have a talent show	Make handmade presents	Choreograph a dance
Read a new book from the library	Play water bottle bowling	
Play life-size Noughts and Crosses	Build the tallest tower	


[education.nsw.gov.au](http://education.nsw.gov.au)





## MGI Hungry Caterpillar day by day

Read *The Very Hungry Caterpillar* by Eric Carle. Use **Cut-outs** or **stickers** to show what the caterpillar ate each day.



Monday

Tuesday

Wednesday

Thursday

Friday

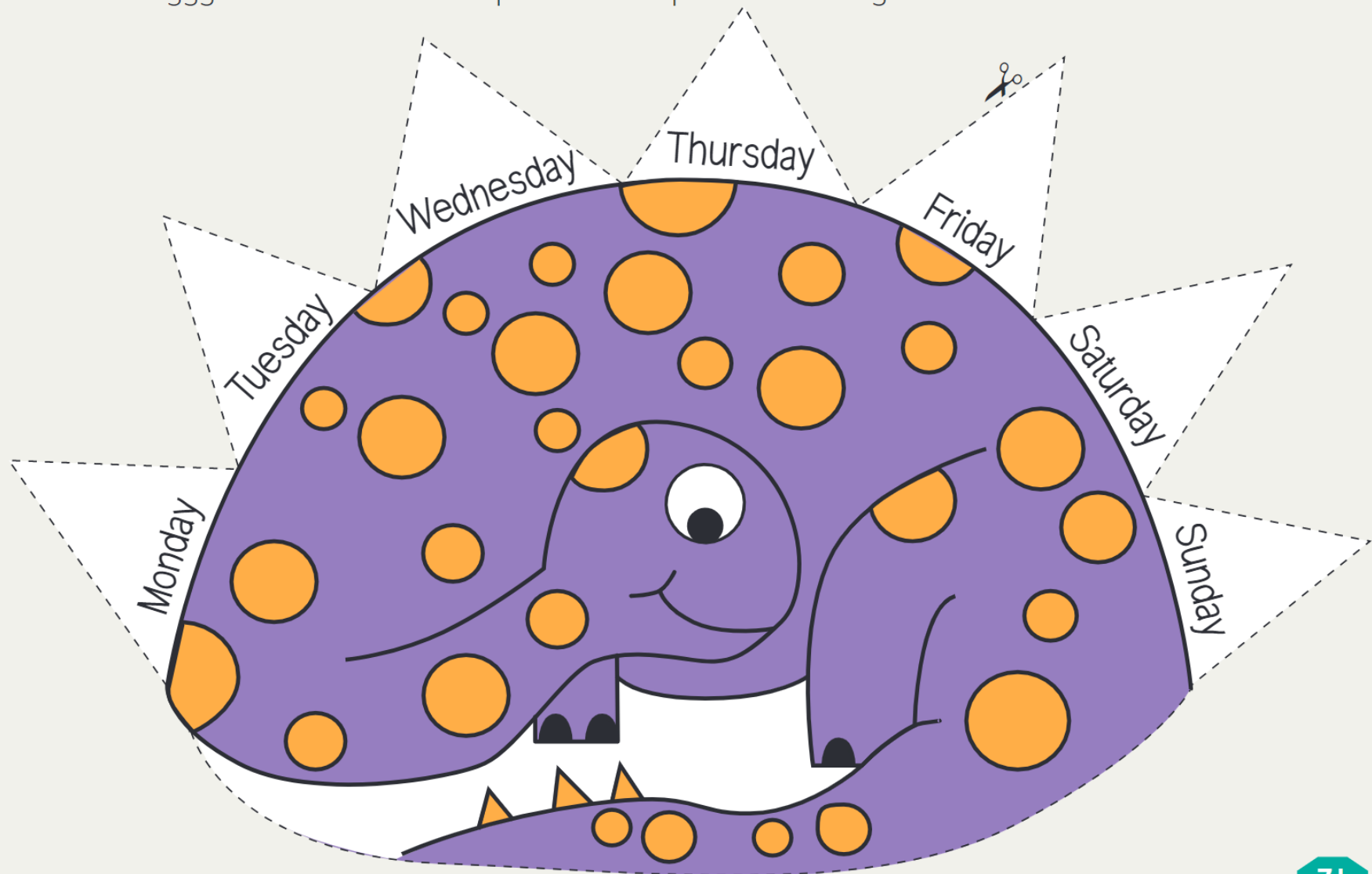
Saturday

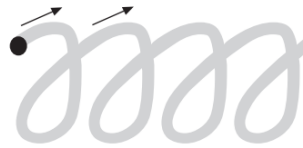
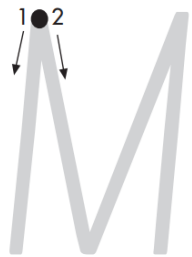

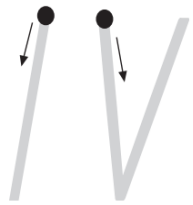
Sunday

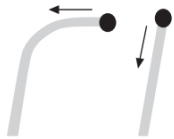
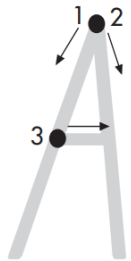
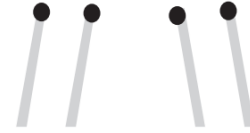
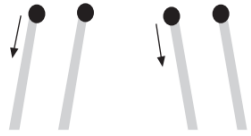


## MG2 Steggy dinosaur days of the week

Cut out Steggy and fold down the flaps. Lift the flaps to tell the days of the week.







BLM HW3 (NSW) 

☆ Trace the patterns and letters using the starting points.

