

Framework for Learning from Home – Year 1: Week 3

一年级家庭学习大纲 第二学期 第三周

You will need help from a parent/carer. Show each completed activity to your parents so they can check it and/or help you post it on Seesaw. 你需要家长的帮助。向家长汇报每个完成的活动，以便他们检查并帮你将其交到 Seesaw 上

	Monday 星期一	Tuesday 星期二	Wednesday 星期三	Thursday 星期四	Friday 星期五
Task 任务	Are you ready to learn today? 你今天准备好了吗？要开始学习了。	Give your family members a big cuddle today. 今天给你的家人一个大大的拥抱。	Can you help fold your clothes? 你能帮忙叠衣服吗？	Can you help set the dinner table tonight? 你能帮我摆好今晚的餐桌吗？	Help an adult wash the dishes after dinner. 晚饭后帮大人洗碗。
Session 1 第一节	English 英语 <u>Speaking and Listening</u> For news this week, choose an Australian animal and describe what it looks like, where it lives, what it eats and any facts you know about this animal. You may wish to hold a picture to help you describe the animal. Upload a video on Seesaw of you presenting your news. Please limit your speaking to <u>1 minute</u> . You	<u>Wellbeing – Circle Time/Roll Call Activity</u> PMI (Plus, Minus, Interesting) activity – share something positive, something negative and something interesting about learning from home. Share your feelings about learning from home (in class or on Seesaw). <u>身心健康</u> PMI (正, 负, 有趣) 活动	English 英语 <u>Sound Waves</u> If you have your Soundwaves book from school, complete page 28. Upload a picture of your completed page to Seesaw. You can also go to Unit 12 on www.soundwaves.kids.com.au and click on ‘Student	English 英语 <u>Sound Waves</u> Write each “h” or “j” List Word on a card. Draw a picture of a worm on a small card. Hide the worm under one of the List Word cards. Play ‘find the worm’ with a family member. Choose and complete an activity from the Word Work Grid. Explore the “h” and “j” sound and play the	English 英语 <u>Sound Waves</u> If you have your Soundwaves book from school, complete page 29. Upload a picture of your completed page to Seesaw. You can also go to Unit 12 on www.soundwaves.kids.com.au and click on ‘Student Activity

Monday 星期一

will upload one news presentation for the week.

口语和听力

讲讲见闻，请选择一种澳大利亚动物，并描述它的样子，它的生活地点，所吃的食物以及您对这种动物的了解。你可以拿着张照片来帮助描述此动物。把您的视频上传到 Seesaw 上，发言时间为 1 分钟。你一周只需上传一次讲见闻。

Sound Waves


Go to Unit 12 on www.soundwaves.kids.com.au. This week's sounds are "h" and "j". Click on the *Sound Info Kit*. Listen to the chant and do the actions.

Click on *List Words*, read your "h" words and write them on a piece of paper.

Explore the "h" sound further by clicking on the *Segmenting Tool*. Use this tool to work out how many sounds there are in each word (*shop* has 3 sounds

Tuesday 星期二

——分享在家学习的些积极的，消极的和有趣的关于东西。分享你在家学习的感受（在课堂上或 Seesaw 上）。



English 英语

Sound Waves

Practise your "j" List Words from Unit 12 by writing a sentence for each word. Choose and complete an activity from the Word Work Grid.

Explore the "j" sound and play the *Grapheme Sort* game on www.soundwaves.kids.com.au

Wednesday 星期三

Activity Pages' and complete page 28.

or

If you don't have your Soundwaves book or access to Soundwaves Online, practise writing your "h" and "j" List Words in rainbow writing and choose and complete an activity from the Word Work Grid.

Optional: Explore the "h" sound and play the *List Words Beginnings and Endings* game on www.soundwaves.kids.com.au

如果你在学校，请完成 Soundwaves 第 28 页。将已完成页面的图片上传到 Seesaw。链接进入第十二单元 www.soundwaveskids.com.au 点击'Student Activity Pages'请完成第 28 页。

Thursday 星期四

Unjumbler game on www.soundwaves.kids.com.au

把每一个 "h" 或 "j" 的单字写在卡片上。在一张小卡片上画一只虫子。把虫子卡片藏在一张单字卡片下面。和家人一起玩 "找虫子"。

从 Word Work Grid 中选择并完成一项活动。

学学 "h, j" 发音，并玩玩 *Unjumbler* 游戏。

Reading 阅读

Listen to the story *I don't want to wash my hands* by Tony Ross

<https://www.youtube.com/watch?v=DQRYfaFIY8A>

or


Choose a *fictional* book to read aloud with a parent/carer. Before reading the book, talk about what you think is going to happen by looking at the pictures.

Friday 星期五

Pages' and complete page 29.

or

If you don't have your Soundwaves book or access to Soundwaves Online, create a find-a-word using your "h" and "j" List Words. Give it to a family member and see if they can find all your words. Don't forget to record the words you have hidden.



Optional: Explore the "h" and "j" sound and play the *Grapheme Trek* game on www.soundwaves.kids.com.au

如果你在学校，请完成 Soundwaves 第 29 页。将已完成页面的图片上传到 Seesaw。

Monday 星期一	Tuesday 星期二	Wednesday 星期三	Thursday 星期四	Friday 星期五
<p>sh/o/p.)</p> <p>链接进入第十二单元 www.soundwaveskids.com.au 本周学的是"h, j"的发音。单击 <i>Sound Info Kit</i>, 听儿歌, 做动作。单击 <i>List Words</i>, 读读"h"字, 并写下来。</p> <p>单击 <i>Segmenting Tool</i> 可以学到更多有关"h"的知识。还可以发现每个单词中能听到几个音 (shop 商店 = 3 个音 sh/o/p)。</p> <p>Reading 阅读</p> <p>Listen to the story <i>Magic Beach</i> by Alison Lester https://www.youtube.com/watch?v=1hC27pfH8Fw</p> <p>or</p>	<p>练习"j"单词, 用每个单词造个句子。从 Word Work Grid 中选择并完成一项活动。</p> <p>学学"j"发音, 并玩玩 <i>Grapheme Sort</i> 游戏。</p> <p>Reading 阅读</p> <p>Listen to the story <i>Koala Lou</i> by Mem Fox https://youtu.be/0t-grK7m8k0</p> <p>After reading the story, think of words to describe Koala Lou or the main character in the book you read.</p> <p>or</p> <p>Choose a <i>fictional</i> book to read aloud with a parent/carer. Before reading the book, talk about what you think is going to happen by looking at the pictures.</p> <p>听 Mem Fox 的 <i>Koala Lou</i></p>	<p>或</p> <p>如果你没有 Soundwave 书, 或只能在网上链接 Soundwave, 用各种彩色笔练习写"h"和"j"单词。</p> <p>从 Word Work Grid 中选择并完成一项活动。</p> <p>选择项: 练练"j"发音, 并玩玩 <i>List Words</i> <i>Beginnings and Endings</i> 游戏。</p> <p>www.soundwaveskids.com.au Reading 阅读</p> <p>Log in to the in2era library: www.in2era.com.au Username: reading2020 Password: reading2020</p> <p>Please note: For this website to function correctly, you must use an up-to-date browser such as Chrome, FireFox, Edge or Safari.</p>	<p>After reading the story, retell what happened at the beginning, middle and end. Did you guess the story correctly?</p> <p>链接听故事</p> <p><i>I don't want to wash my hands</i></p> <p>https://www.youtube.com/watch?v=DQRYfaFIY8A</p> <p>或</p> <p>和父母一起朗读一本故事书。在读书前, 看插图来谈谈你认为会发生什么。</p> <p>读完故事后, 复述故事的开头、中间和结尾。你猜得对吗?</p> <p>Writing 写作</p> <p>Write a procedure about How to Set the Dinner Table.</p> <p>Use the procedure template to help you.</p> <p>Remember each sentence should start with a verb and your sentences must be in order. You can use verbs</p>	<p>链接进入第十二单元 www.soundwaveskids.com.au 单击 'Student Activity Pages' 请完成第 29 页。</p> <p>或</p> <p>如果你没有 Soundwave 书, 或只能在网上链接 Soundwave, 用 "h, j" 单词设计 find-a-word 查找单词游戏, 看看谁能找出所有的单词, 别忘了把答案藏起来。(见附图)</p> <p>选择活动: 练练"h, j"发音, 并玩玩 <i>Grapheme Trek</i> 游戏。 www.soundwaveskids.com.au</p> <p>Reading 阅读</p> <p>Log in to the in2era library: www.in2era.com.au Username: reading2020 Password: reading2020</p>

Monday 星期一

Choose a *fictional* book to read aloud with a parent/carer. Before reading, what do you already know about the beach?

Listen to or read the book aloud together and answer these questions.

- What was this book about?
- What are three things you like doing at the beach?

阅读

听听 Alison Lester 的 Magic Beach 故事,链接进入 <https://www.youtube.com/watch?v=1hC27pfH8Fw>

或者

选择一本故事书与父母一起朗读。在阅读之前,您已经对海滩有哪些了解了?一起聆听或大声阅读本书,并回答以下问题。

Tuesday 星期二

故事 <https://youtu.be/0t-grK7m8k0>

读完这个故事后,想一些词来描述考拉或你读过的书中的主角。

或

选择一本故事书和父母一起朗读。在读这本书之前,通过看图片来谈谈你认为会发生什么。

Writing 写作

A **description** is part of an information report. It describes the features of something, such as what features an animal has. Draw a picture of a koala and label its features, such as a round black nose and soft fluffy ears.

Wednesday 星期三

Click on 'Picture Books', then choose the book '*What am I?*'



or

Choose a *non-fiction* book to read aloud with a parent/carer.

Read the book aloud together. Answer these questions.

- What was this book about?
- What are three facts you have learnt from reading it?

登录 in2era 图书馆:
www.in2era.com.au

用户名: reading2020

密码: reading2020

请注意:要使本网站正常运行,您必须使用最新的浏览器,如 Chrome、FireFox、Edge 或 Safari。

点击 'Picture Books', 然后选择 '*What am I?*'







或

Thursday 星期四

like get, put, add and eat to start each step. Can you follow your procedure to set the dinner table?

Write a procedure for how to set the dinner table. Use the pictures and words to help you. Remember, each sentence should start with a verb (doing word) such as 'get', 'put', 'add'.

Procedure - How to Set the Dinner Table

1.		plate
2.		cutlery
3.		napkin
4.		glass
5.		salt and pepper
6.		food

写一篇如何布置餐桌的步骤程序。记住每个句子都应该以动词开头。你的句子必须有顺序。你可以用 **get**、**put**、**add** 和 **eat** 等动词作为句子开头。你能按此步骤摆好餐桌吗? (请参考附表)

Friday 星期五

Remember to use an up-to-date browser such as Chrome, FireFox, Edge or Safari.

Click on 'Picture Books', then choose the book '*Deep in a Rainforest*'



or

Choose a *non-fiction* book to read aloud with a parent/carer. Read it aloud together.

- How does the title describe the content of the book?
- Was the title a good one for this book? Why or why not?

登录 in2era 图书馆:
www.in2era.com.au

用户名: reading2020

密码: reading2020

请注意:要使本网站正常运行,您必须使用最新的浏览器,如 Chrome、FireFox、Edge 或 Safari。

点击 'Picture Books', 然

Monday 星期一

- 这本书是关于什么的？
- 您想在海滩上做什么三件事？

Writing

Imagine you went to the beach with your family. In your workbook or on a piece of paper, write an imaginative recount about what you would see and what you would do there. Try and include who, when, where, why and what. Don't forget to use your sentence starters, First, Then and Finally to make your writing sound more interesting.

First,	
Then,	
Next,	
Finally,	

写作

想象一下你和你的家人一起去海滩。在本子或一张纸上，写一篇关于你将看

Tuesday 星期二



For support: See the koala cut & paste/labelling activity.

描写是信息报告的重要组成部分。它描述了动物的特征。画一张考拉的画，标出身体部位并描述它，比如黑色的圆鼻子和柔软蓬松的耳朵。

参考：考拉剪贴活动。

Wednesday 星期三

选择一本非故事类的书，和家长一起大声朗读。回答以下问题：

- 这本书是关于什么的？
- 从阅读中学到了哪三个事实？

Writing 写作

Imagine a koala just walked past your bedroom! Write a Sizzling sentence. Start your sentence with onomatopoeia, such as GRUNT! MUNCH!. Try to be mysterious. Do not **tell us** that it is a koala but **show us!** For example, Scritch! Scratch! A flash of grey and white fur waddled past my door.

Be as creative as you like!

想象一下一只考拉刚从你的卧室走过！用拟声词开始你的句子，比如：GRUNT! MUNCH!.。试着保持神秘。别

Thursday 星期四

Friday 星期五

后选择 “*Deep in a Rainforest*”

或

选择一本非故事类的书，和家长一起大声朗读。

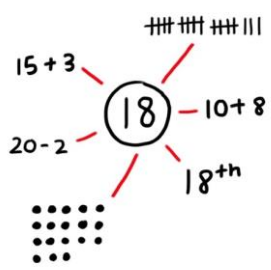

- 书名与内容相符吗？
- 这本书的书名得当吗？说出原因。

Writing 写作

Think of a friend that you like to play with at school. Draw a picture of you and your friend. Write in a speech bubble what you would say to each other.



想想你在学校喜欢和谁在一起玩。画一张你和你朋友在一起的画。把你想对方说的话写在语框里。

	Monday 星期一	Tuesday 星期二	Wednesday 星期三	Thursday 星期四	Friday 星期五
	到什么和你将在那里做什么的富有想象力的叙述文。文章要包括谁，何时，在哪里，为什么，什么。别忘了句子开头用：首先，然后，最后，让你的写作更有趣。。		告诉我们那是考拉，要描写。例如，Scratch! Scratch! A flash of grey and white fur waddled past my door. 发挥你的想象力!!		
Break 休息	Break (30mins) Eat and Play 休息三十分钟，吃好玩玩	Break (30mins) Eat and Play 休息三十分钟，吃好玩玩	Break (30mins) Eat and Play 休息三十分钟，吃好玩玩	Break (30mins) Eat and Play 休息三十分钟，吃好玩玩	Break (30mins) Eat and Play 休息三十分钟，吃好玩玩
Session 2 第二节	Mathematics 数学 <u>Number Talk</u> Choose a two-digit number and show it in different ways in your workbook or on paper. For example, number 18: 	Mathematics 数学 <u>Mass</u> Find 3 empty bags. Put 10 lego blocks in 1 bag, 10 markers/pencils in another bag and 10 straws in the last bag (you can use other materials if you like). Use scales to work out which object is heavier or lighter or use your hands by holding a bag in each hand and hefting. Put these objects in order from heaviest to lightest. In your workbook or on paper complete these sentences:	Mathematics 数学 <u>Mass</u> Get a cup of flour and a cup of rice or anything you have at home. Predict which one will be heavier and which one will be lighter. Put the cup of flour in one hand and the cup of rice in the other hand and heft. Work out which one is heavier and which one is lighter. If you have kitchen scales at home see if you were correct. Find other objects in your home and heft again. Fold your paper in half and on one side write heavy and the other side write light. Draw the heavy	Mathematics 数学 <u>Subtraction</u> Use the hundreds chart provided to practise counting backwards from different numbers. Use materials from around your home (toothpicks, blocks or pegs) to practise subtraction. You may like to have 10 items or 20 items. It is very important that when you subtract, that you subtract from the bigger number. Write the number sentences in your workbook or on paper, such as $20-10=10$. You may like to use a hundreds chart to	Mathematics 数学 <u>Subtraction</u> Draw or use the number line provided and write numbers from 0 to 20 using a whiteboard marker.  Use the number line to help you subtract numbers. For example, start at number 18 and take away 2 by moving your finger to the next lines. Remember you need to go backwards. Write the number sentences in your workbook or on paper, such as $18-2=16$.

Monday 星期一

选择一个两位数的数字并以不同的方式。例如，数字 18：

（请看老师的举例）

Play some of the games on 在此链接玩玩游戏 www.imathskids.com.au

PDHPE 德育体育

Practise throwing and catching a large ball with a family member. Clap before catching the ball. See how many claps you can do before catching the ball!

与家人练习投球和接球（大球）。练习拍一下手再接球。看看你能拍多少下手还能接住球！

Tuesday 星期二

The _____ is **heavier** than the _____.

The _____ is **lighter** than the _____.

质量

找 3 个空袋子。在一个袋子里放 10 个乐高积木，在另一个袋子里放 10 只铅笔，在最后一个袋子里放 10 根吸管（如果你喜欢，可以用其他材料）。

用天平来称哪个重哪个轻，或者用你的手，每只手拿一个袋子，然后举起，看看哪个重哪个轻。

把这些东西从重到轻的顺序放好。

在练习册或纸上完成下列句子：

这个一比那个——重。

这个——比那个——轻。

PDHPE 德育体育

Practise throwing and catching a small ball with a family member. Clap before catching the ball. See how

Wednesday 星期三

and light object in your workbook or on paper.

This is an example of **hefting**.



举物图例

质量

拿一杯面粉，一杯米饭或者家里的任何东西。预测哪个重，哪个轻。一手拿面粉，另一手拿米饭，然后举起。看看哪个重，哪个轻。如果你家里有厨房秤，看看你是否正确。在家中找到其他物品再试试。把纸对折，一边写重，另一边写轻。画出什么东西重，什么东西轻。

Play some of the games on 在此链接玩玩游戏

www.imathskids.com.au

PDHPE 德育体育

Put on your favourite song and do
-10 jumps
-10 star jumps
-10 hops
-10 of your choice

Thursday 星期四

help you count backwards.

减法

使用提供的百位数表练习从不同的数字倒数。

用家里能找到的（牙签、木块或衣服夹子）练习减法。你可能需要 10 件或 20 件。很重要的一点是，当你做减法时，你要从较大的数字中减去。把数字句子写在练习册上或纸上，如 20-10=10。你可以用百位数表帮助你倒数。

Play some of the Subtraction games on 在此链接玩玩游戏 www.imathskids.com.au

Handwriting

If you have your handwriting book from school, complete the next double page in your book.

If you do not have your handwriting book, practise writing lower case letters of the alphabet correctly.

书写

Friday 星期五

减法

画出或使用提供的数字线，并用笔写出数字 0 到 20。

使用数字线帮你做减法。例如，从数字 18 开始，手指往前移两位。记住，你需要倒退。把数字句子写在你的练习本或纸上，如 18-2=16。

Play some of the Subtraction games on 在此链接玩玩游戏 www.imathskids.com.au

Handwriting

If you have your handwriting book from school, complete the next double page in your book.

If you do not have your handwriting book, practise writing upper case letters of the alphabet correctly. Don't forget to start from the top

书写

如果你有学校的练字本，请

	Monday 星期一	Tuesday 星期二	Wednesday 星期三	Thursday 星期四	Friday 星期五
		<p>many claps you can do before catching the ball!</p> <p>与家人练习投球和接球（小球）。练习拍一下手再接球。看看你能拍多少下手还能接住球！</p>	<p>Repeat!</p> <p>放上你最喜欢的歌，做</p> <p>-10 下跳</p> <p>-10 下星跳</p> <p>-10 下单脚跳</p> <p>-你的选择</p> <p>重复一遍！</p>	<p>如果你有学校的练字本，请完成下两页。</p> <p>如果你没有练字本，练习正确书写字母表的小写字母。</p>	<p>完成下两页。</p> <p>如果你没有练字本，练习正确书写字母表的大写字母。</p>
Break	<p>Break (1 hour)</p> <p>Eat and Play</p> <p>休息一小时，吃好玩玩</p>	<p>Break (1 hour)</p> <p>Eat and Play</p> <p>休息一小时，吃好玩玩</p>	<p>Break (1 hour)</p> <p>Eat and Play</p> <p>休息一小时，吃好玩玩</p>	<p>Break (1 hour)</p> <p>Eat and Play</p> <p>休息一小时，吃好玩玩</p>	<p>Break (1 hour)</p> <p>Eat and Play</p> <p>休息一小时，吃好玩玩</p>
Session 3	<p>Creative Arts 美育</p> <p><u>Drama 戏剧</u></p> <p>Choose your favourite toys (blocks, dolls, doctor set) and use your imagination when playing. When using the blocks you may pretend you are a builder, when playing with the dolls you may be working in a childcare or when you are using the doctors set you may be a doctor. Get a family member to take a picture of you playing with your toys.</p>	<p>Science & Technology 科学</p> <p><u>Living World 生物世界</u></p> <p>There are lots of different animals from around the world.</p> <p>Draw animals from each of these categories on a whiteboard or on paper.</p> <p>-birds</p> <p>-mammals</p> <p>-fish</p> <p>-reptiles</p> <p>-insects</p> <p>Complete the cut and paste</p>	<p>Community Language</p> <p>社区语言</p> <p>Complete an activity from the Community Language framework on Seesaw.</p> <p>社区语言</p> <p>完成 Seesaw 上社区语言 家庭学习大纲中的活动。</p>	<p>History 历史</p> <p><u>Past and Present</u></p> <p><u>过去与现在</u></p> <p>Ask your parents or grandparents about what school was like in the past. Share with them what school looks like in the present for you.</p> <p>Discuss if there is anything that is the same or different. Why do you think these things are the same or different?</p> <p>Record, write or draw your</p>	<p>Creative Arts 美育</p> <p><u>Visual Arts 美术</u></p> <p>Think of your Sound Waves sound for this week. Create an artwork or draw a picture of something beginning with that letter. For example, a house or a jellyfish.</p> <p>想想这周 <u>Sound Waves</u> 中所学的字母，创作一件艺术品或画一幅图画-以此</p>

Monday 星期一	Tuesday 星期二	Wednesday 星期三	Thursday 星期四	Friday 星期五
<p>选择你最喜欢的玩具（积木、洋娃娃、医生玩具）并在玩的时候发挥你的想象力。当你使用积木的时候，你可能会假装你是一个建设者；当你玩娃娃的时候，你可能是在托儿所工作；当你使用医生玩具时，你可能是一名医生。让家人拍张你玩玩玩具的照片。</p>	<p>animal worksheet or draw a picture for each category.</p> <p>世界各地有许多不同的动物。</p> <p>在小白板或纸上画出每个类别的动物。</p> <ul style="list-style-type: none"> -鸟类 -哺乳动物类 -鱼类 -爬行动物类 -昆虫类 <p>完成剪切和粘贴动物作业或画出每个类别的动物。</p>		<p>response on Seesaw.</p> <p>问问你的父母或祖父母过去的学校是什么样的。和他们说说你的学校是什么样的。</p> <p>讨论是否有相同或不同的方面。说出原因。</p> <p>在 Seesaw 上记录、书写或画出你的回答</p>	<p>字母为开头的物品。例如，一颗爱心或一把伞。</p>

BLM WL11



him

hit

hill

home

here

who

have

having



jam

jet

jug

job

just

jump

jumped

jumping


- Please use words from Soundwaves Unit 12 –

Word Work Grid


Complete each of the activities in this grid. Write the date you completed each activity on the line provided.

<p align="center">Syllable Sort</p> <p>Write your spelling words in order from the least amount of syllables to the most. Words with the same number of syllables should be in alphabetical order.</p> <p>Date: _____</p>	<p align="center">Odd One Out</p> <p>For each of your spelling words, write four words. One is your spelling word, two relate to your spelling word and one is the odd word out that doesn't fit with the other two.</p> <p>Date: _____</p>	<p align="center">Wacky Words</p> <p>On a sheet of paper, write your spelling words in different directions, filling up the whole sheet. Use different colours and types of writing for each word.</p> <p>Date: _____</p>	<p align="center">Word Detective</p> <p>Write three clues about each of your spelling words. Ask someone to try to guess your spelling words using your clues.</p> <p>Date: _____</p>	<p align="center">Digging in the Dictionary</p> <p>Use a dictionary to find the definition and write a sentence for each of your spelling words.</p> <p>Date: _____</p>
<p align="center">Rhyming Wheels</p> <p>Think of as many words as you can that rhyme with your spelling words.</p> <p>Date: _____</p>	<p align="center">Alliteration</p> <p>Write a sentence for each of your spelling words using as much alliteration as possible.</p> <p>Date: _____</p>	<p align="center">Sentence Smart</p> <p>Write a sentence for each of your spelling words.</p> <p>Date: _____</p>	<p align="center">Story Time</p> <p>Write a story using as many of your spelling words as you can. Underline each of your spelling words.</p> <p>Date: _____</p>	<p align="center">Sort Them Out</p> <p>Sort the words on your spelling list into three different categories of your choice.</p> <p>Date: _____</p>
<p align="center">Word Search</p> <p>Create your own word search using all the words on your spelling list.</p> <p>Date: _____</p>	<p align="center">Handwriting Hero</p> <p>Write out your spelling words in your very best cursive hand writing.</p> <p>Date: _____</p>	<p align="center">Letter Lingo</p> <p>Write a letter to a friend. Use as many spelling words in your letter as you can.</p> <p>Date: _____</p>	<p align="center">Words Within Words</p> <p>Make a list of as many smaller words as you can find from your spelling list.</p> <p>Date: _____</p>	<p align="center">Code Breaker</p> <p>Use the code guide to make a code for each of your spelling words.</p> <p>Date: _____</p>


First, _____




Then, _____



Next, _____






Finally, _____



Use the PMI chart to write a plus, a minus and an interesting fact about Learning from Home.

PMI chart

 Plus	 Minus	 Interesting

Living World



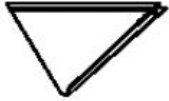


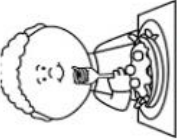
Cut out the images below and paste them under the correct heading in the table.

Bird	Mammal	Fish	Reptile	Insect



Write a procedure for how to set the dinner table. Use the pictures and words to help you. Remember, each sentence should start with a verb (doing word) such as 'get', 'put', 'eat'.

Procedure - How to Set the Dinner Table



1.	 plates
2.	 cutlery
3.	 napkins
4.	 glasses
5.	 salt and pepper
6.	 food

Label the koala using the words below. Can you think of an adjective to describe each part of the body as well? For example, small eyes.










































ears	nose	claws
fur	eyes	pouch

My Find-a-Word





Some activities and ideas for home for parents of primary and early learners

- Make or do a jigsaw puzzle  Try some origami  Create an obstacle course 
- Bake or cook something  Learn a magic trick  Paint or draw a picture 
- Make a joke book  Take photos of 10 living things  Build a blanket fort 
- Plan and hold a picnic  Make your own kite  Try a new board game 
- Play indoor mini-golf  Play Limbo  Write a letter to your future self 
- Potato sack race with pillow cases  Hold a tea-party  Make a time capsule 
- Hold a Karaoke concert  Play hide and seek  Open a pretend store 
- Blindfolded taste test  Look at photo albums  Have a paper plane contest 
- Play Pictionary  Play dress up  Play Restaurant  Try Yoga 
- Make a shoebox diorama  Learn a new card game  Put on a play 
- Make or play an instrument  Create a treasure hunt  Write or recite poem 
- Have a talent show  Make handmade presents  Choreograph a dance 
- Read a new book from the library  Play water bottle bowling 
- Play life-size Noughts and Crosses  Build the tallest tower 

