

Framework for Learning from Home – Year 2 T2W2





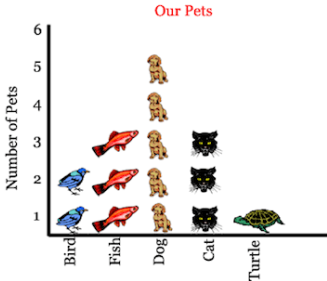

You will need help from a parent/carer. Show each completed activity to your parents so they can check it and/or help you post it on Seesaw.

Remember to have regular breaks throughout the day for crunch and sip, recess and lunch, stretching and moving throughout the house in between activities.

	Monday	Tuesday	Wednesday	Thursday	Friday
Task	Help set the table for dinner.	Check the weather for today.	Practise tying up your shoelaces.	Sweep the crumbs off the floor in your kitchen.	Clean up your room/toys.
Morning	<p>English <u>Spelling</u> approx. 30 mins</p> <p>Read your spelling words from Unit 11 www.soundwaveskids.com.au</p> <p><u>Write your words into your book.</u></p> <p>Choose an activity from the Word Work Grid to complete in your book.</p> <p>Explore some sounds and play the games for this unit on</p>	<p>English <u>Spelling</u> approx. 30 mins</p> <p>Read your spelling words from Unit 11 www.soundwaveskids.com.au</p> <p><u>Write your words into your book.</u></p> <p>Choose an activity from the Word Work Grid to complete in your book.</p> <p>Explore some sounds and play the games for this unit on</p>	<p>English <u>Spelling</u> approx. 30 mins</p> <p>Read your spelling words from Unit 11 www.soundwaveskids.com.au</p> <p><u>Write your words into your book.</u></p> <p>Choose an activity from the Word Work Grid to complete in your book.</p> <p>Explore some sounds and play the games for this unit on</p>	<p>English <u>Spelling</u> approx. 30 mins</p> <p>Read your spelling words from Unit 11 www.soundwaveskids.com.au</p> <p><u>Write your words into your book.</u></p> <p>Choose an activity from the Word Work Grid to complete in your book.</p> <p>Explore some sounds and play the games for this unit on</p>	<p>English <u>Spelling</u> approx. 30 mins</p> <p>Read your spelling words from Unit 11 www.soundwaveskids.com.au</p> <p><u>Write your words into your book.</u></p> <p>Choose an activity from the Word Work Grid to complete in your book.</p> <p>Explore some sounds and play the games for this unit on</p>

Monday	Tuesday	Wednesday	Thursday	Friday
<p>www.soundwaves.kids.com.au</p> <p><u>Reading</u></p> <p>Choose a fiction book to read and explain it to someone at home. Remember to tell them about the characters, the beginning the middle and the end.</p> <p>Search for 5 verbs (doing words) and write them in your book. Write some sentences using these verbs.</p> <p><u>Writing</u></p> <p>You have the choice to receive any toy from your favourite store for free! Draw a picture and write in your book the toy that you want. List 5 reasons why you really want this toy.</p>	<p>www.soundwaves.kids.com.au</p> <p><u>Reading</u></p> <p>Choose a fiction book to read and pick your favourite character from the book.</p> <p>Write 5 questions that you would like to ask this character into your book.</p> <p>You could ask them about their life, how they were feeling at a certain point in the book, or their opinions on other characters.</p> <p><u>Writing</u></p> <p>In your book write a list of 5 activities you can do indoors at home. Write another list of 5 activities you can do outdoors during this break.</p> <p>e.g.</p> <p>Indoors:</p> <ol style="list-style-type: none"> 1. Play a board game <p>Outdoors:</p>	<p>www.soundwaves.kids.com.au</p> <p><u>Reading</u></p> <p>Choose a fiction book to read. Explain to someone at home what happened in the story. Remember to tell them the beginning, middle and end.</p> <p>Using the book you have read, find a word that starts with each letter of the alphabet.</p> <p>e.g.</p> <p>A animal</p> <p>B bird</p> <p>C cat</p> <p><u>Writing</u></p> <p>Write a letter to your teacher. You can explain what it has been like Learning from Home, what you have been doing, how you feel, who has been helping you and what you miss about school.</p>	<p>www.soundwaves.kids.com.au</p> <p><u>Reading</u></p> <p>Read a non-fiction book (this is a factual book). Find 5 interesting/new words and write their meaning into your books. You can use a dictionary or google to find these out!</p> <p><u>Writing</u></p> <p>Choose whether you prefer learning from home or at school. Write a persuasive text explaining which you prefer and why. Try to include at least 3 detailed reasons for your choice.</p> <p>Read your paragraph to someone at home.</p>	<p>www.soundwaves.kids.com.au</p> <p><u>Reading</u></p> <p>Read a fiction book. Write a paragraph to change the ending of the book. E.g. The story of the Three Little Pigs. You could write about the wolf eating up all three of the little pigs.</p> <p><u>Writing</u></p> <p>Find objects around your house that start with each letter of the alphabet. E.g.</p> <p>A apple</p> <p>B bed</p> <p>C carpet</p> <p>Choose 5 of these objects to include in a creative writing text. Make sure you have a beginning, middle and end.</p>

Monday		Tuesday		Wednesday		Thursday		Friday	
		1. Help with gardening		What are the positive and negative things of learning from home?					
		Choose one activity from the list, write an imaginative recount. Remember to use detail and interesting words. Try to include a sizzling start.							
Break	Break	Break	Break	Break	Break	Break	Break	Break	Break
Middle	<p>Mathematics</p> <p>Today's magic number is 54. Use the "2-digit Number of the Day" sheet as a guide to write facts in your work books about today's number.</p> <p><u>Informal units:</u></p> <p>Find a small object in your house e.g. a gluestick, a rubber, a pen. Measure 5 things in your home using your object and record how long they are, from shortest to tallest and record these in your workbook.</p>	<p>Mathematics</p> <p>Today's magic number is 37. Use the "2-digit Number of the Day" sheet as a guide to write facts in your work books about today's number.</p> <p><u>Metres:</u></p> <p>You may need your parents help. Can you find 5 things in your home that are longer or taller than 1 metre? Measure and record these in your work book.</p>	<p>Mathematics</p> <p>Today's magic number is 69. Use the "2-digit Number of the Day" sheet as a guide to write facts in your work books about today's number.</p> <p><u>Data Collection:</u></p> <p>Ask the members in your family what their favourite flavour of ice cream is and record this in your work book e.g.</p> <p>Mum – vanilla</p> <p>Brother and Dad – chocolate</p> <p>Me and Grandma -</p>	<p>Mathematics</p> <p>Today's magic number is 147. Use the "2-digit Number of the Day" sheet as a guide to write facts in your work books about today's number.</p> <p><u>Data Tables:</u></p> <p>Make a table to show the students' favourite sports using the information below. Do this in your workbook.</p> <p>7 students – soccer</p> <p>8 students – basketball</p> <p>3 students – netball</p>	<p>Mathematics</p> <p>Today's magic number is your choice! Use the "2-digit Number of the Day" sheet as a guide to write facts in your work books about today's number.</p> <p><u>Picture Graphs:</u></p> <p>Draw a picture graph to show the information from yesterday's data table about student's favourite sports. Use a ruler to help you and draw this neatly in your workbooks. Remember to draw your pictures the same size and shape.</p>				

Monday	Tuesday	Wednesday	Thursday	Friday										
<p>Eg. My teddy bear is 5 glue sticks long. My toy box is 15 glue sticks long.</p> <p>Go to the games section and play a game on www.imathskids.com.au</p> <p><u>Handwriting</u></p> <p>Practice the letter u in your book. Remember starting at the top and making sure the u sits on the line.</p>  <p>Now copy this sentence into your book: Up up up goes the unicorn umbrella.</p>	<p>Go to the games section and play a game on www.imathskids.com.au</p> <p><u>Handwriting</u></p> <p>Practice the letter y in your book. Remember starting at the top and making sure the y sits on the line.</p>  <p>Now copy this sentence into your book: At midday, Yippy the lazy lynx yawned loudly.</p>	<p>strawberry</p> <p>Go to the games section and play a game on www.imathskids.com.au</p> <p><u>Handwriting</u></p> <p>Practice the letter S in your book. Remember starting at the top and making sure the s sits on the line.</p>  <p>Now copy this sentence into your book: Silly snakes slither silently to supper.</p>	<p>4 students – handball 2 students – cricket</p> <p>Use this example to help you:</p> <table border="1" data-bbox="1442 427 1664 624"> <thead> <tr> <th>Sport</th> <th>Tally</th> </tr> </thead> <tbody> <tr><td> </td><td> </td></tr> <tr><td> </td><td> </td></tr> <tr><td> </td><td> </td></tr> <tr><td> </td><td> </td></tr> </tbody> </table> <p>Go to the games section and play a game on www.imathskids.com.au</p> <p><u>Handwriting</u></p> <p>Practice the letter Z in your book. Remember starting at the top and making sure the z sits on the line.</p>  <p>Now copy this sentence into your book: Zigzag zebras zipping on</p>	Sport	Tally									<p>Use this example to help you remember how to create picture graphs.</p>  <p>Go to the games section and play a game on www.imathskids.com.au</p> <p><u>Handwriting</u></p> <p>Practice the letter r in your book. Remember starting at the top and making sure the r sits on the line.</p>  <p>Now copy this sentence into your book: Red, rusty robots ride</p>
Sport	Tally													

	Monday	Tuesday	Wednesday	Thursday	Friday
				the zip line to the zoo.	on the rainbow railway.
Break	Break	Break	Break	Break	Break
Afternoon	<p>History</p> <p>You will need a parent to help you.</p> <p>Read the history of Hurstville Public School on the school website:</p> <p>https://hurstville-p.schools.nsw.gov.au/about-our-school/history.html</p> <p>What did you find interesting?</p> <p>What are some questions you have about Hurstville Public School after reading this?</p> <p>What does the name Hurstville mean?</p> <p>Who was the first teacher?</p>	<p>History</p> <p>After reading the history of Hurstville yesterday, you are to write a small story imagining yourself as a student at Hurstville Public School in 1913!</p> <p>What sort of activities do you think you might do?</p> <p>Would there be a lot of kids?</p> <p>Would the school look very different?</p> <p>Be creative!</p> <p>Write a small story in your book. Make sure to write very neatly.</p>	<p>Creative Arts</p> <p>Using objects around you home (blocks, lego, toys, kitchen utensils, etc.) create a scene that tells a story. This could be from your favourite book or film, or you can use your imagination! Be creative as you can.</p> <p>Tell someone at home about your scene and the story behind it.</p> <p>Draw or take a photo of your scene to share with the class when we return.</p>	<p>Science</p> <p>Last week you looked at push and pull forces.</p> <p>Can you make a ramp that can make a toy car, ball or something that will roll down the ramp?</p> <p>Try and experiment by making the ramp shorter or longer, higher and lower. What happens when you change this?</p> <p>Film yourself and take photos of the ramp to show your teacher on SeeSaw.</p> <p>Can you write an explanation of how you made your ramp and what you noticed about this experiment?</p>	<p>PDHPE</p> <p>Choose your favourite song and come up with a 2 minute dance routine. Perform it to someone at home.</p> <p>We would love to use some of your creative dance moves for our Year 2 aerobics sessions! Be as energetic and creative as you can! Most importantly, have fun!</p>

Name: _____ Date: _____

2-DIGIT NUMBER OF THE DAY

Word Form:

--

Digit Form:

--

Tens

--

Ones


--

Expanded Form:

_____ + _____ + _____

Number Pattern:

Abacus

	
Tens	Ones

Greater than:



Less than:



Term 2 Week 2 Spelling Words

duck	love	swum	money
jump	some	truck	other
must	done	lunch	summer
much	above	under	hundred
rush	does	until	something

Sight Words

many

now

name

people

september






































Word Work Grid

Complete each of the activities in this grid. Write the date you completed each activity on the line provided.

<p>Syllable Sort Write your spelling words in order from the least amount of syllables to the most. Words with the same number of syllables should be in alphabetical order.</p> <p>Date: _____</p>	<p>Odd One Out For each of your spelling words, write four words. One is your spelling word, two relate to your spelling word and one is the odd word out that doesn't fit with the other two.</p> <p>Date: _____</p>	<p>Wacky Words On a sheet of paper, write your spelling words in different directions, filling up the whole sheet. Use different colours and types of writing for each word.</p> <p>Date: _____</p>	<p>Word Detective Write three clues about each of your spelling words. Ask someone to try to guess your spelling words using your clues.</p> <p>Date: _____</p>	<p>Digging in the Dictionary Use a dictionary to find the definition and write a sentence for each of your spelling words.</p> <p>Date: _____</p>
<p>Rhyming Wheels Think of as many words as you can that rhyme with your spelling words.</p> <p>Date: _____</p>	<p>Alliteration Write a sentence for each of your spelling words using as much alliteration as possible.</p> <p>Date: _____</p>	<p>Sentence Smart Write a sentence for each of your spelling words.</p> <p>Date: _____</p>	<p>Story Time Write a story using as many of your spelling words as you can. Underline each of your spelling words.</p> <p>Date: _____</p>	<p>Sort Them Out Sort the words on your spelling list into three different categories of your choice.</p> <p>Date: _____</p>
<p>Word Search Create your own word search using all the words on your spelling list.</p> <p>Date: _____</p>	<p>Handwriting Hero Write out your spelling words in your very best cursive hand writing.</p> <p>Date: _____</p>	<p>Letter Lingo Write a letter to a friend. Use as many spelling words in your letter as you can.</p> <p>Date: _____</p>	<p>Words Within Words Make a list of as many smaller words as you can find from your spelling list.</p> <p>Date: _____</p>	<p>Code Breaker Use the code guide to make a code for each of your spelling words.</p> <p>Date: _____</p>



Some activities and ideas for home for parents of primary and early learners

- Make or do a jigsaw puzzle  Try some origami  Create an obstacle course 
- Bake or cook something  Learn a magic trick  Paint or draw a picture 
- Make a joke book  Take photos of 10 living things  Build a blanket fort 
- Plan and hold a picnic  Make your own kite  Try a new board game 
- Play indoor mini-golf  Play Limbo  Write a letter to your future self 
- Potato sack race with pillow cases  Hold a tea-party  Make a time capsule 
- Hold a Karaoke concert  Play hide and seek  Open a pretend store 
- Blindfolded taste test  Look at photo albums  Have a paper plane contest 
- Play Pictionary  Play dress up  Play Restaurant  Try Yoga 
- Make a shoebox diorama  Learn a new card game  Put on a play 
- Make or play an instrument  Create a treasure hunt  Write or recite poem 
- Have a talent show  Make handmade presents  Choreograph a dance 
- Read a new book from the library  Play water bottle bowling 
- Play life-size Noughts and Crosses  Build the tallest tower 