

Framework for Learning from Home – Year 2 T2W2

You will need help from a parent/carer. Show each completed activity to your parents so they can check it and/or help you post it on Seesaw. 您将需要父母/看护人的帮助。向您的父母展示每个完成的活动，以便他们可以检查和/或帮助您将其发布在 Seesaw 上。

Remember to have regular breaks throughout the day for crunch and sip, recess and lunch, stretching and moving throughout the house in between activities. 请记住，全天有规律的休息时间，以便在午休之间进行吃水果和饮料，休息和午餐，并在整个房屋中伸展运动。

	Monday 星期一	Tuesday 星期二	Wednesday 星期三	Thursday 星期四	Friday 星期五
Task 活动	Help set the table for dinner. 帮助摆桌子吃晚饭	Check the weather for today. 检查今天天气	Practise tying up your shoelaces. 练习系鞋带	Sweep the crumbs off the floor in your kitchen. 将面包屑从厨房的地板上扫掉	Clean up your room/toys. 打扫房间/玩具
Morning 上午	English 英语 Spelling 拼写 approx. 30 mins 大约三十分钟 Read your spelling words from Unit 11 阅读第 11 单元中的拼写单词 www.soundwaveskids.com.au <u>Write your words into your book.</u> 把生字写到练习本上	English 英语 Spelling 拼写 approx. 30 mins 大约三十分钟 Read your spelling words from Unit 11 阅读第 11 单元中的拼写单词 www.soundwaveskids.com.au <u>Write your words into your book.</u> 把生字写到练习本上	English 英语 Spelling 拼写 approx. 30 mins 大约三十分钟 Read your spelling words from Unit 11 阅读第 11 单元中的拼写单词 www.soundwaveskids.com.au <u>Write your words into your book.</u> 把生字写到练习本上	English 英语 Spelling 拼写 approx. 30 mins 大约三十分钟 Read your spelling words from Unit 11 阅读第 11 单元中的拼写单词 www.soundwaveskids.com.au <u>Write your words into your book.</u> 把生字写到练习本上	English 英语 Spelling 拼写 approx. 30 mins 大约三十分钟 Read your spelling words from Unit 11 阅读第 11 单元中的拼写单词 www.soundwaveskids.com.au <u>Write your words into your book.</u> 把生字写到练习本上

Monday 星期一	Tuesday 星期二	Wednesday 星期三	Thursday 星期四	Friday 星期五
<p>Choose an activity from the Word Work Grid to complete in your book.</p> <p>从 Word Work Grid 中选择一个活动以在书中完成。</p> <p>Explore some sounds and play the games for this unit on</p> <p>探索一些拼音，并玩这个单元的游戏</p> <p>www.soundwaves.kids.com.au</p> <p>Reading 阅读</p> <p>Choose a fiction book to read and explain it to someone at home. Remember to tell them about the characters, the beginning the middle and the end.</p> <p>选择一本故事书，然后阅读并向家里的人讲解。记住要告诉他们故事人物，故事的开始，中间和结尾。</p> <p>Search for 5 verbs (doing words) and write them in your book. Write some sentences using these</p>	<p>Choose an activity from the Word Work Grid to complete in your book.</p> <p>从 Word Work Grid 中选择一个活动以在书中完成。</p> <p>Explore some sounds and play the games for this unit on</p> <p>探索一些拼音，并玩这个单元的游戏</p> <p>www.soundwaves.kids.com.au</p> <p>Reading 阅读</p> <p>Choose a fiction book to read and pick your favourite character from the book.</p> <p>选择一本故事书并阅读，然后选择你书中最喜爱的人物</p> <p>Write 5 questions that you would like to ask this character into your book.</p> <p>You could ask them about their life, how they were feeling at a certain point in the book, or their opinions on other characters.</p>	<p>Choose an activity from the Word Work Grid to complete in your book.</p> <p>从 Word Work Grid 中选择一个活动以在书中完成。</p> <p>Explore some sounds and play the games for this unit on</p> <p>探索一些拼音，并玩这个单元的游戏</p> <p>www.soundwaves.kids.com.au</p> <p>Reading 阅读</p> <p>Choose a fiction book to read. Explain to someone at home what happened in the story. Remember to tell them the beginning, middle and end.</p> <p>选择一本故事书并阅读，并向家里的人讲解那故事，记住要告诉他们故事的开始，中间和结尾。</p> <p>Using the book you have read, find a word that starts with each letter of the alphabet. 使用已读的书，</p>	<p>Choose an activity from the Word Work Grid to complete in your book.</p> <p>从 Word Work Grid 中选择一个活动以在书中完成。</p> <p>Explore some sounds and play the games for this unit on</p> <p>探索一些拼音，并玩这个单元的游戏</p> <p>www.soundwaves.kids.com.au</p> <p>Reading 阅读</p> <p>Read a non-fiction book (this is a factual book). Find 5 interesting/new words and write their meaning into your books. You can use a dictionary or google to find these out!</p> <p>读一本非小说类的书（这是一本事实书）。找到 5 个有趣/新单词，并将其含义写到书中。您可以使用字典或 Google 找出这些内容！</p>	<p>Choose an activity from the Word Work Grid to complete in your book.</p> <p>从 Word Work Grid 中选择一个活动以在书中完成。</p> <p>Explore some sounds and play the games for this unit on</p> <p>探索一些拼音，并玩这个单元的游戏</p> <p>www.soundwaves.kids.com.au</p> <p>Reading 阅读</p> <p>Read a fiction book. Write a paragraph to change the ending of the book. E.g. The story of the Three Little Pigs. You could write about the wolf eating up all three of the little pigs.</p> <p>读一本小说书。写一个段落来改变书的结尾。例如。三只小猪的故事。您可能会写到狼吞噬了所有三只小猪。</p>

Monday 星期一	Tuesday 星期二	Wednesday 星期三	Thursday 星期四	Friday 星期五
<p>verbs. 搜索 5 个动词,并将其写在书中。用这些动词写一些句子。</p> <p>Writing 写作</p> <p>You have the choice to receive any toy from your favourite store for free! Draw a picture and write in your book the toy that you want. List 5 reasons why you really want this toy.</p> <p>您可以选择从自己喜欢的商店免费获得任何玩具! 画一幅画并将喜欢的玩具写在书上。列出您想要这个玩具的 5 个理由。</p>	<p>在书中写下 5 个您想问这个角色的问题。您可以问他们关于他们的生活,他们在书中某一时刻的感受或他们对其他角色的看法。</p> <p>Writing 写作</p> <p>In your book write a list of 5 activities you can do indoors at home. Write another list of 5 activities you can do outdoors during this break. 在您的书中,列出您可以在家中进行的 5 种活动的清单。写下这个假期可以在户外进行的 5 种活动的另一个清单。</p> <p>e.g 例如。</p> <p>Indoors 家中: 1.Play a board game 玩棋盘游戏</p> <p>Outdoors 户外: 1.Help with gardening 协助园艺</p> <p>Choose one activity from the list, write an imaginative recount. Remember to use detail and interesting words. Try to include a sizzling start. 从列表中选择一项活动,写一个富有想象力的写作。请记住使用细节和有趣的词。尝试添加一个令人精</p>	<p>找每个字母开头的单词。</p> <p>e.g.</p> <p>A animal</p> <p>B bird</p> <p>C cat</p> <p>Writing 写作</p> <p>Write a letter to your teacher. You can explain what it has been like Learning from Home, what you have been doing, how you feel, who has been helping you and what you miss about school.</p> <p>What are the positive and negative things of learning from home?</p> <p>给老师写一封信。您可以解释“在家学习”的感觉,您的学习状况,感觉,谁在帮助您以及您对学校的挂念。在家学习的正面和负面的事情是什么?</p>	<p>Writing 写作</p> <p>Choose whether you prefer learning from home or at school. Write a persuasive text explaining which you prefer and why. Try to include at least 3 detailed reasons for your choice.</p> <p>Read your paragraph to someone at home.</p> <p>选择您是喜欢在家学习还是在学校学习。写一个有说服力的文字,说明您喜欢哪个以及为什么。尝试至少包括 3 个详细的选择原因。读给家里的人。</p>	<p>Writing 写作</p> <p>Find objects around your house that start with each letter of the alphabet. E.g. 查找房屋周围以每个字母开头的物件。例如。</p> <p>A apple</p> <p>B bed</p> <p>C carpet</p> <p>Choose 5 of these objects to include in a creative writing text. Make sure you have a beginning, middle and end.</p> <p>从这些物件中选择 5 个,以包含在创作文字中。确保您写了开始,中间和结尾。</p>

	Monday 星期一	Tuesday 星期二	Wednesday 星期三	Thursday 星期四	Friday 星期五
		彩的开始。			
Break 休息	Break 休息	Break 休息	Break 休息	Break 休息	Break 休息
Middle 中段	<p>Mathematics 数学</p> <p>Today's magic number is 54. Use the "2-digit Number of the Day" sheet as a guide to write facts in your work books about today's number.</p> <p>今天的魔术数字是 54。使用“每日 2 位数字”表作为指导，将有关今天数字的事件写在练习本上。</p> <p><u>Informal units:</u> <u>数量单位:</u></p> <p>Find a small object in your house e.g. a gluestick, a rubber, a pen. Measure 5 things in your home using your object and record how long they are, from shortest to tallest and record these in your workbook.</p> <p>Eg. My teddy bear is 5</p>	<p>Mathematics 数学</p> <p>Today's magic number is 37. Use the "2-digit Number of the Day" sheet as a guide to write facts in your work books about today's number.</p> <p>今天的魔术数字是 37。使用“每日 2 位数字”表作为指导，将有关今天数字的事件写在练习本上。</p> <p><u>Metres:</u> <u>米:</u></p> <p>You may need your parents help. Can you find 5 things in your home that are longer or taller than 1 metre? Measure and record these in your work book.</p> <p>您可能需要父母的帮助。你家里能找到 5 件长或高 1 米以上的东西吗？在练习本中测量和记录这些物</p>	<p>Mathematics 数学</p> <p>Today's magic number is 69. Use the "2-digit Number of the Day" sheet as a guide to write facts in your work books about today's number.</p> <p>今天的魔术数字是 69。使用“每日 2 位数字”表作为指导，将有关今天数字的事件写在练习本上。</p> <p><u>Data Collection:</u> <u>数据采集:</u></p> <p>Ask the members in your family what their favourite flavour of ice cream is and record this in your work book e.g.</p> <p>Mum – vanilla Brother and Dad – chocolate Me and Grandma – strawberry</p>	<p>Mathematics 数学</p> <p>Today's magic number is 147. Use the "2-digit Number of the Day" sheet as a guide to write facts in your work books about today's number.</p> <p>今天的魔术数字是 147。使用“每日 2 位数字”表作为指导，将有关今天数字的事件写在练习本上。</p> <p><u>Data Tables:</u> <u>数据表:</u></p> <p>Make a table to show the students' favourite sports using the information below. Do this in your workbook.</p> <p>7 students – soccer 8 students – basketball 3 students – netball 4 students – handball</p>	<p>Mathematics 数学</p> <p>Today's magic number is your choice! Use the "2-digit Number of the Day" sheet as a guide to write facts in your work books about today's number.</p> <p>今天的魔术数字是你的抉择! 使用“每日 2 位数字”表作为指导，将有关今天数字的事件写在练习本上。</p> <p><u>Picture Graphs:</u> <u>图表:</u></p> <p>Draw a picture graph to show the information from yesterday's data table about student's favourite sports. Use a ruler to help you and draw this neatly in your workbooks. Remember to draw your pictures the</p>

Monday 星期一

glue sticks long.

My toy box is 15 glue sticks long.

在你的房子里找到一个小物体，例如胶棒，橡皮，钢笔。使用此物体测量家中的 5 样东西，并记录它们的长度，从短到长，并将其记录在练习本中。

例如.我的玩具熊有 5 根胶棒的长度。

我的玩具盒有 15 根胶棒的长度。

Go to the games section and play a game on 转到游戏部分，然后在上玩游戏

www.imathskids.com.au

Handwriting 手写

Practice the letter **u**

Tuesday 星期二

体的长度/高度。

Go to the games section and play a game on 转到游戏部分，然后在上玩游戏

www.imathskids.com.au

Handwriting 手写

Wednesday 星期三

问问你家人他们最喜欢的冰淇淋味道是什么，并记录在你的练习本中，

例如：

妈妈 - 香草

兄弟和爸爸 - 巧克力

我和奶奶 - 草莓

Go to the games section and play a game on 转到游戏部分，然后在上玩游戏

www.imathskids.com.au

Thursday 星期四

2 students – cricket

Use this example to help you:

Sport	Tally

在你的练习本中，使用以下信息画一张表格来显示学生最喜欢的运动。

7 名学生 - 足球

8 名学生 - 篮球

3 名学生 - 网球

4 名学生 - 手球

2 名学生 - 板球

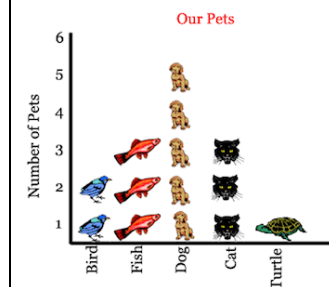
以下的表格可帮助您：

Sport	Tally

Friday 星期五

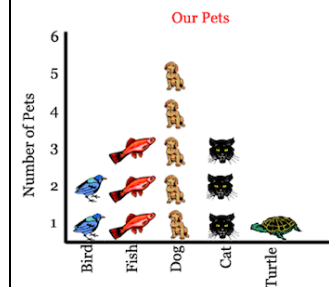
same size and shape.

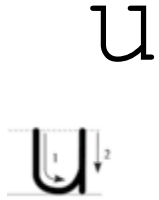




Use this example to help you remember how to create picture graphs.



绘制图表，显示昨天（周四）数据表中有关学生最喜欢的运动的信息。用尺来帮助，并在练习本中整齐地绘制。请记住绘制相同大小和形状的图片。

使用以下示例图帮助您记住如何创建图片图形。



Monday 星期一	Tuesday 星期二	Wednesday 星期三	Thursday 星期四	Friday 星期五
<p>in your book. Remember starting at the top and making sure the u sits on the line. 在书中练习字母 u。记住要从顶部开始，并确保 u 处在直线上。</p>  <p>Now copy this sentence into your book: 现在将此句子抄写到您的书中:</p> <p>Up up up goes the unicorn umbrella.</p>	<p>Practice the letter y in your book. Remember starting at the top and making sure the y sits on the line. 在书中练习字母 y。记住要从顶部开始，并确保 y 处在直线上。</p>  <p>Now copy this sentence into your book: 现在将此句子抄写到您的书中:</p> <p>At midday, Yippy the lazy lynx yawned loudly.</p>	<p>Handwriting 手写</p> <p>Practice the letter S in your book. Remember starting at the top and making sure the s sits on the line. 在书中练习字母 s。记住要从顶部开始，并确保 s 处在直线上。</p>  <p>Now copy this sentence into your book: 现在将此句子抄写到您的书中:</p> <p>Silly snakes slither silently to</p>	<p>Go to the games section and play a game on 转到游戏部分，然后在上玩游戏</p> <p>www.imathskids.com.au</p> <p>Handwriting 手写</p> <p>Practice the letter Z in your book. Remember starting at the top and making sure the z sits on the line. 在书中练习字母 z。记住要从顶部开始，并确保 z 处在直线上。</p>  <p>Now copy this sentence into your book: 现在将此句子抄写到您的书中:</p> <p>Zigzag</p>	<p>Go to the games section and play a game on 转到游戏部分，然后在上玩游戏</p> <p>www.imathskids.com.au</p> <p>Handwriting 手写</p> <p>Practice the letter r in your book. Remember starting at the top and making sure the r sits on the line. 在书中练习字母 r。记住要从顶部开始，并确保 r 处在直线上。</p>  <p>Now copy this sentence into your book: 现在将此句子抄写到您的书中:</p> <p>Red,</p>

	Monday 星期一	Tuesday 星期二	Wednesday 星期三	Thursday 星期四	Friday 星期五
			supper .	zebras zipping on the zip line to the zoo .	rusty robots ride on the rainbow railway .
Break 休息	Break 休息	Break 休息	Break 休息	Break 休息	Break 休息
Afternoon 下午	<p>History 历史</p> <p>You will need a parent to help you. 你需要一个家长来帮助你。</p> <p>Read the history of Hurstville Public School on the school website: https://hurstville-p.schools.nsw.gov.au/ab-out-our-</p>	<p>History 历史</p> <p>After reading the history of Hurstville yesterday, you are to write a small story imagining yourself as a student at Hurstville Public School in 1913! 昨天阅读 Hurstville 的历史后, 你要写一个小故事, 想象自己是 1913 年 Hurstville 公立学校的学生!</p>	<p>Creative Arts 美术</p> <p>Using objects around you home (blocks, lego, toys, kitchen utensils, etc.) create a scene that tells a story. This could be from your favourite book or film, or you can use your imagination! Be creative as you can. 使用您家周围的物体 (积木, 乐高玩具, 玩具, 厨</p>	<p>Science 科学</p> <p>Last week you looked at push and pull forces. 上周你学习了推力和拉力。</p> <p>Can you make a ramp that can make a toy car, ball or something that will roll down the ramp? 你能做一个坡道, 可以让一个玩具车, 球或的东</p>	<p>PDHPE 运动</p> <p>Choose your favourite song and come up with a 2 minute dance routine. Perform it to someone at home. 选择您喜欢的歌曲, 并提出 2 分钟的舞蹈常规。对家里的人演出。</p>

Monday 星期一	Tuesday 星期二	Wednesday 星期三	Thursday 星期四	Friday 星期五
<p>school/history.html</p> <p>在学校网站上阅读 Hurstville 公立学校的历史:</p> <p>https://hurstville-public.schools.nsw.gov.au/about-our-school/history.html</p> <p>What did you find interesting? 你觉得有什么有趣的?</p> <p>What are some questions you have about Hurstville Public School after reading this? 读了这篇文章后, 你对 Hurstville 公立学校有需要进一步了解的吗?</p> <p>What does the name Hurstville mean? Hurstville 这个名字是什么意思?</p>	<p>What sort of activities do you think you might do? 你认为你会做些什么?</p> <p>Would there be a lot of kids? 会有很多学生吗?</p> <p>Would the school look very different? 学校看起来会有很大的不同吗?</p> <p>Be creative! Write a small story in your book. Make sure to write very neatly. 要有创造力! 在你的练习本中写个小故事。字迹必须整齐。</p>	<p>房用具等) 创建一个讲述故事的场景。这可能来自您最喜欢的书或电影, 或者您可以发挥想象力! 尽可能发挥创造力。</p> <p>Tell someone at home about your scene and the story behind it. 告诉家里的人您的场景及其背后的故事。</p> <p>Draw or take a photo of your scene to share with the class when we return. 回来时, 请为您的场景绘制或拍照, 以便与全班分享。</p>	<p>西, 滚下坡道?</p> <p>Try and experiment by making the ramp shorter or longer, higher and lower. What happens when you change this? 尝试和实验, 让坡道变短或加长, 更高或更低。坡道改变了后会发生什么情况?</p> <p>Film yourself and take photos of the ramp to show your teacher on SeeSaw. 拍摄自己, 并拍摄坡道的照片, 上传到 Seesaw 上给你老师看。</p> <p>Can you write an explanation of how you made your ramp and what you noticed about this experiment? 你能解释一下你是怎么造坡道的, 以及你对这个实验的发现吗?</p>	<p>We would love to use some of your creative dance moves for our Year 2 aerobics sessions! Be as energetic and creative as you can! Most importantly, have fun! 我们很乐意在我们的 2 年级动课程中使用您的一些创意舞蹈动作! 尽可能充满活力和创造力! 最重要的是, 玩得开心!</p>

Monday 星期一		Tuesday 星期二	Wednesday 星期三	Thursday 星期四	Friday 星期五
	Who was the first teacher? 谁是第一位老师?				

Name: _____ Date: _____

2-DIGIT NUMBER OF THE DAY

Word Form:

--

Digit Form:

--

Tens

--

Ones

--


Expanded Form:

_____ + _____ + _____

Number Pattern:

_____ . _____ . _____ . _____ . _____ . _____

Abacus

	
Tens	Ones

Greater than:



Less than:



Term 2 Week 2 Spelling Words

duck	love	swum	money
jump	some	truck	other
must	done	lunch	summer
much	above	under	hundred
rush	does	until	something

Sight Words

many

now

name

people

september
























































Word Work Grid

Complete each of the activities in this grid. Write the date you completed each activity on the line provided.

<p>Syllable Sort Write your spelling words in order from the least amount of syllables to the most. Words with the same number of syllables should be in alphabetical order.</p> <p>Date: _____</p>	<p>Odd One Out For each of your spelling words, write four words. One is your spelling word, two relate to your spelling word and one is the odd word out that doesn't fit with the other two.</p> <p>Date: _____</p>	<p>Wacky Words On a sheet of paper, write your spelling words in different directions, filling up the whole sheet. Use different colours and types of writing for each word.</p> <p>Date: _____</p>	<p>Word Detective Write three clues about each of your spelling words. Ask someone to try to guess your spelling words using your clues.</p> <p>Date: _____</p>	<p>Digging in the Dictionary Use a dictionary to find the definition and write a sentence for each of your spelling words.</p> <p>Date: _____</p>
<p>Rhyming Wheels Think of as many words as you can that rhyme with your spelling words.</p> <p>Date: _____</p>	<p>Alliteration Write a sentence for each of your spelling words using as much alliteration as possible.</p> <p>Date: _____</p>	<p>Sentence Smart Write a sentence for each of your spelling words.</p> <p>Date: _____</p>	<p>Story Time Write a story using as many of your spelling words as you can. Underline each of your spelling words.</p> <p>Date: _____</p>	<p>Sort Them Out Sort the words on your spelling list into three different categories of your choice.</p> <p>Date: _____</p>
<p>Word Search Create your own word search using all the words on your spelling list.</p> <p>Date: _____</p>	<p>Handwriting Hero Write out your spelling words in your very best cursive hand writing.</p> <p>Date: _____</p>	<p>Letter Lingo Write a letter to a friend. Use as many spelling words in your letter as you can.</p> <p>Date: _____</p>	<p>Words Within Words Make a list of as many smaller words as you can find from your spelling list.</p> <p>Date: _____</p>	<p>Code Breaker Use the code guide to make a code for each of your spelling words.</p> <p>Date: _____</p>



Some activities and ideas for home for parents of primary and early learners

- Make or do a jigsaw puzzle  Try some origami  Create an obstacle course
- Bake or cook something  Learn a magic trick  Paint or draw a picture  Build a blanket fort
- Make a joke book  Take photos of 10 living things  Try a new board game  Write a letter to your future self  Make a time capsule
- Plan and hold a picnic  Make your own kite  Hold a tea-party  Open a pretend store  Make a paper plane contest  Try Yoga  Put on a play  Write or recite poem  Choreograph a dance 
- Play indoor mini-golf  Play Limbo  Hold a tea-party  Play hide and seek  Have a paper plane contest  Play Restaurant  Try Yoga  Put on a play  Write or recite poem 
- Potato sack race with pillow cases  Look at photo albums  Have a paper plane contest  Play Restaurant  Try Yoga  Put on a play  Write or recite poem 
- Hold a Karaoke concert  Play dress up  Learn a new card game  Create a treasure hunt  Write or recite poem  Choreograph a dance 
- Blindfolded taste test  Play Pictionary  Learn a new card game  Create a treasure hunt  Write or recite poem  Choreograph a dance 
- Play Pictionary  Learn a new card game  Create a treasure hunt  Write or recite poem  Choreograph a dance 
- Make a shoebox diorama  Make or play an instrument  Create a treasure hunt  Write or recite poem  Choreograph a dance 
- Have a talent show  Make handmade presents  Choreograph a dance 
- Read a new book from the library  Play water bottle bowling 
- Play life-size Noughts and Crosses  Build the tallest tower 

