

Framework for Learning from Home – Stage 1

在家学习大纲 – 一二年级


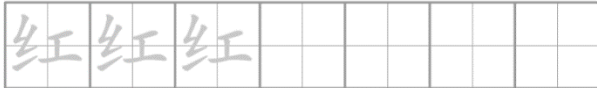

Languages- Term 2 Week 2 社区语言 – 第二学期第二周

You will need help from a parent/carer. Choose 2 tasks only from your language group. Show each completed task to your parents so they can check it.

您将需要家长/照顾者的帮助。仅从你的语言班中选择 2 项任务。将完成的作业给家长查看。

Week 1 Tasks																																																	
Chinese Community Language Background Students	<p>1. Watch the video, sing Animal sound song, compare how animals sound different in mandarin and English (跟着链接唱 ‘宠物的叫声’，比较一下宠物的叫声中文和英文的表达方式有什么不同): https://www.youtube.com/watch?v=NHCYvnd13SM</p> <p>miāomiāomiāo shì xiǎomāo wāngwāngwāng shì xiǎogǒu zhā zhā zhā shì xiǎoniǎo 喵喵喵，是小猫。汪汪汪，是小狗。喳喳喳，是小鸟。</p> <p>2. Practice writing the following characters, make sure to follow the correct stroke order. 按照笔顺练习写字。</p> <div style="display: flex; justify-content: space-around; align-items: flex-start;"> <div style="text-align: center;"> <p>chǒng</p> <p>宠</p> <table border="1" style="margin: 0 auto;"> <tr> <td>宠</td><td>宠</td><td>宠</td><td>宠</td><td>宠</td><td>宠</td><td>宠</td><td>宠</td> </tr> <tr> <td>1</td><td>2</td><td>3</td><td>4</td><td>5</td><td>6</td><td>7</td><td>8</td> </tr> <tr> <td>宠</td><td>宠</td><td>宠</td><td></td><td></td><td></td><td></td><td></td> </tr> </table> </div> <div style="text-align: center;"> <p>wù</p> <p>物</p> <table border="1" style="margin: 0 auto;"> <tr> <td>物</td><td>物</td><td>物</td><td>物</td><td>物</td><td>物</td><td>物</td><td>物</td> </tr> <tr> <td>1</td><td>2</td><td>3</td><td>4</td><td>5</td><td>6</td><td>7</td><td>8</td> </tr> <tr> <td>物</td><td>物</td><td>物</td><td></td><td></td><td></td><td></td><td></td> </tr> </table> </div> </div>	宠	宠	宠	宠	宠	宠	宠	宠	1	2	3	4	5	6	7	8	宠	宠	宠						物	物	物	物	物	物	物	物	1	2	3	4	5	6	7	8	物	物	物					
宠	宠	宠	宠	宠	宠	宠	宠																																										
1	2	3	4	5	6	7	8																																										
宠	宠	宠																																															
物	物	物	物	物	物	物	物																																										
1	2	3	4	5	6	7	8																																										
物	物	物																																															

Week 1 Tasks

Chinese LOTE Non- background Students	<ol style="list-style-type: none"> 1. Quizlet: please go through all the colour words in Quizlet, make sure you listen to the pronunciation of each word, and practice saying these colours to your parents or siblings: https://quizlet.com/498146175/chinese-colours-flash-cards/?x=1qqt 2. Practice writing the following characters, make sure you follow the correct stroke orders. Red – hóng  
Arabic Community Language	<ol style="list-style-type: none"> 1. Study the colours on this link below. https://quizlet.com/353875409/arabic-flash-cards/?x=1jqK 2. Think and write. Think about Arabic words that include some of the letters you learnt, then write them down in your exercise book or paper. 
Spanish LOTE	<ol style="list-style-type: none"> 1. Repeat the names of the shapes in Spanish: https://www.youtube.com/watch?v=gGBeyG1BKUY&list=PLhnf5h4R5AXjevAauRVM517r7hJsv8ern 2. Cut out different shapes using magazines, newspapers or shopping brochures. Paste them onto a blank piece of paper. Label each one in Spanish.

