

Framework for Learning from Home – Early Stage 1

在家学习大纲 – 幼稚园

Languages- Term 2 Week 2 社区语言 – 第二学期第二周

You will need help from a parent/carer. Choose 2 tasks only from your language group. Show each completed task to your parents so they can check it.

您将需要家长/照顾者的帮助。仅从你的语言班中选择 2 项任务。将完成的作业给家长查看。

| Week 1 Tasks | |
|--|---|
| <p>Chinese Community Language</p> <p>Background Students</p> | <p>1. Watch the video to practice the strokes 点击以下链接练习笔画: https://youtu.be/GxRKdeo-tNs</p> <p>2. Practice writing the following strokes, make sure to follow the correct stroke order. 练习写笔画</p> <div style="display: flex; justify-content: space-around; align-items: flex-end;">     </div> |

Week 1 Tasks


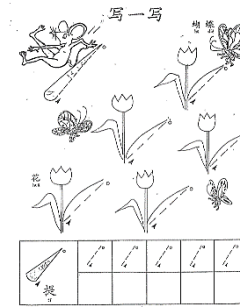
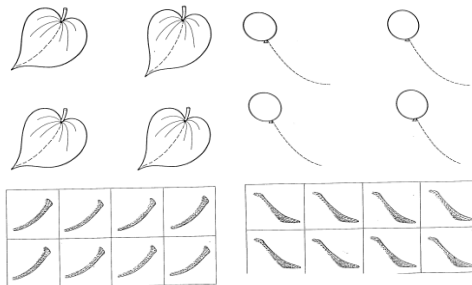
Chinese LOTE

Non-background students

1. Chinese basic strokes – practice writing the 4th to the 7th strokes: leftward stroke (piě), rightward stroke (nà), upward stroke (tí), and vertical stroke with a hook (shù gōu). Remember the rules in Chinese writing is always write from left to right, top to bottom.

The Basic Strokes of Chinese Characters

| | | | | | | | |
|------------------------|-----------|-------------------|-----------------|-----------------|------------------|---------------|-----------------------------|
| 笔划 bǐhuà Strokes | | | | | | | |
| 名称 míngchēng | 点 diǎn | 横 héng | 竖 shù | 撇 piě | 捺 nà | 提 tí | 竖钩 shùgōu |
| Name | Dot | Horizontal stroke | Vertical stroke | Leftward stroke | Rightward stroke | Upward stroke | Vertical stroke with a hook |



2. Numbers 1-10

https://quizlet.com/_8bn0kq?x=1jqt&i=wqtwf

Click on the link above to practice reading and recognise numbers in Chinese.

In Chinese, count the number of

- people in your family
- doors in your home
- windows in your home.

Week 1 Tasks

**Arabic
Community
Language**

1. Quizlet-students to practice the letters by following the instruction and complete the

<https://quizlet.com/332509395/arabic-letters-shap-flash-cards/?x=1jqK>

2. Practice writing the following letter, make sure you write from right to left.

3. Think and write. Think about Arabic words that include the letter Baa, then write them down in your exercise book or paper.

**Spanish
LOTE**

1. Repeat the days of the week in Spanish: <https://www.youtube.com/watch?v=C4fREj60Crk>

2. Write the days of the week in Spanish using rainbow writing. (Just a reminder- the days of the week do not start with a capital letter in Spanish!)