



Kindergarten Transition

Parent Information Session 2 – via Zoom 5 November 2020

Kindergarten 2021

Hurstville Public School
Respectful Responsible Learner.




Best Start Assessment

All children beginning Kindergarten in NSW public schools will participate in the Best Start Kindergarten Assessment.




About The Best Start Kindergarten Assessment

The Best Start Kindergarten Assessment is a state-wide assessment that helps teachers identify the literacy and numeracy skills of each student at the beginning of Kindergarten.




Providing The Best Possible Start For Your Child



Best Start Assessment At Our School


- ▶ Friday 29 January 2021
- ▶ Monday 1 February 2021
- ▶ Tuesday 2 February 2021
- ▶ Wednesday 3 February 2021 – First Day of Kindergarten



Your Child



- ▶ All children start school with a range of early literacy and numeracy knowledge, skills and understandings.
- ▶ Every child has their own unique set of experiences and are already engaging in the world around them to express their ideas and feelings.



Assessment





- ▶ The Best Start Kindergarten Assessment is designed to identify early literacy and numeracy skills and concepts.
- ▶ The assessment is not a test and no preparation is required.
- ▶ The teacher will ask a series of questions to gather information about your child and record their responses.



Best Start Assessment - Literacy

- ▶ The literacy assessment tasks are designed to identify your child's literacy skills, such as:
 - recognising familiar words;
 - identifying sounds and letters;
 - writing their own name; and
 - understanding how books work.



Best Start Assessment - Literacy

- ▶ For instance, the teacher will read a picture book to your child and ask:

- ✓ *'Can you tell me about the story that I just read to you?'*




Hurstville Public School

Respectful Responsible Learners


Best Start Assessment - Numeracy

- ▶ The numeracy assessment tasks are designed to identify how well your child can count; which numbers they recognise; and whether they can add or subtract small numbers.



Best Start Assessment - Numeracy


- ▶ The teacher will ask questions like:
 - ✓ 'Start counting from one and I'll tell you when to stop.'
 - ✓ 'Can you tell me what number this is?' [show '5']



Understand and Plan



- ▶ The information gathered will help teachers to develop effective learning programs that can build upon what each child knows and can do when they start Kindergarten.



Feedback



- ▶ Teachers will provide you with feedback about how you can support your child during the first year of school.



English: Speaking & Listening

- ▶ **Speak to** your child and **with** your child.
- ▶ **Ask questions** about their school day, friends & interests
- ▶ Share & discuss **experiences** – at home, at school, outside
- ▶ Talk about what you are doing and ask questions at the park/shops/library about things you see
- ▶ **Listen** to your child
- ▶ Play board games & games like 'I spy'
- ▶ Sing nursery rhymes


























Phonics & Phonemic Awareness

- ▶ Students learn to read and write using a '**synthetic phonics**' approach
- ▶ Practise sounds
- ▶ Blend sounds together
- ▶ Find words with the same beginning sound (green, grass, grape, grow)
- ▶ Play rhyming games (cat, hat, mat)
- ▶ Chunk words into syllables - clap



My Blends Chart

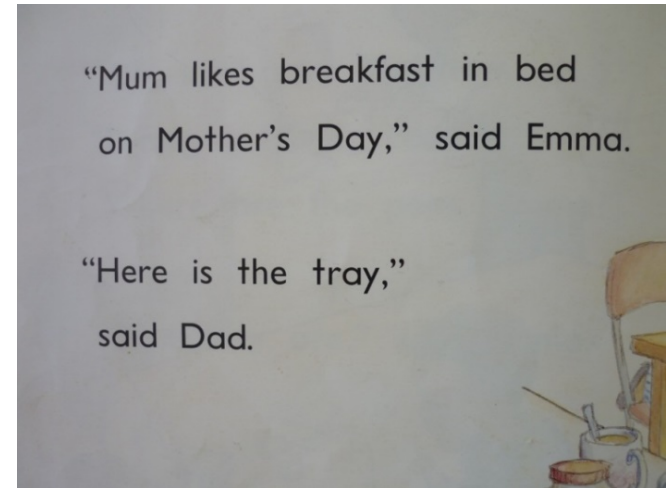
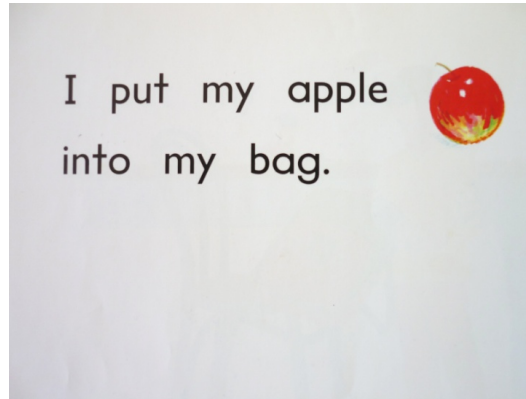
bl  blow	cl  clown	fl  fly	gl  glue	pl  plane
sl  slide	br  brush	cr  crab	dr  drum	fr  frog
gr  grapes	pr  pretzel	tr  tree	wr  write	thr  throw
st  star	sp  spider	sn  snail	sc  scared	sk  skate
sm  smile	sw  swing	tw  twins		

© Miss Giraffe's Class



Reading: Concepts About Print

- ▶ Where to start
- ▶ Read left to right
- ▶ Return sweep
- ▶ Use the picture



- ▶ Lower case and capital letters
- ▶ Letters, words, sentences
- ▶ Punctuation . , ? ! " "



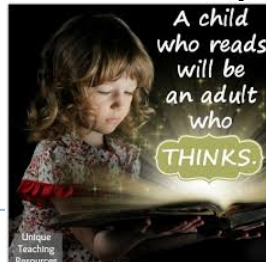
Reading

- ▶ **Reading at home** is important to consolidate reading strategies learnt in the classroom. *It is important to read with your child EVERY DAY.*
- ▶ The reader your child brings home will be at a slightly lower level than the readers they use with the teacher at school. This is their **independent reading level**, which they can usually read with little difficulty.
- ▶ This allows your child to increase **fluency** and develop reading **confidence** and **enjoyment** of reading.




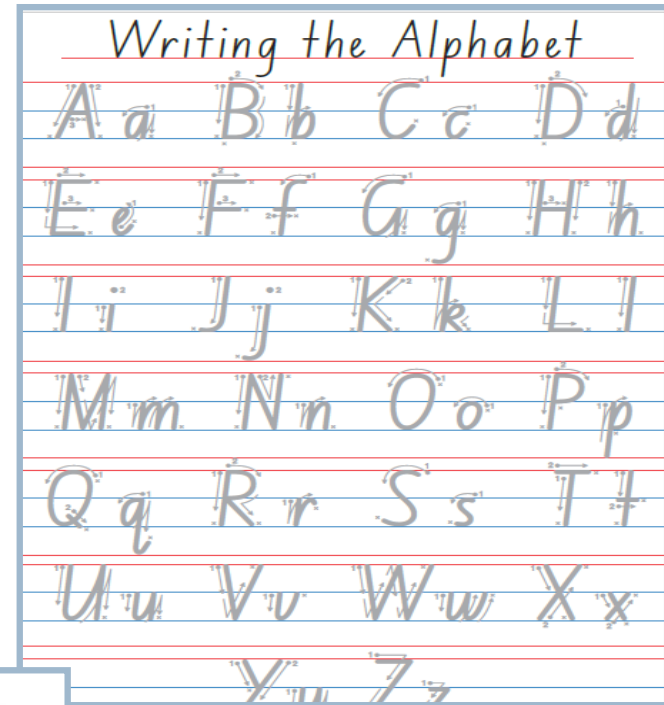
Reading At Home: Every Day!

- ▶ Read **WITH** your child
- ▶ Read **TO** your child **in whichever language is most comfortable** for you
- ▶ Let them **SEE YOU** reading & share your enjoyment of reading
- ▶ Make home reading time **fun** and **enjoyable**
- ▶ Allow time to process – pause, prompt, praise
- ▶ Talk about the story and the pictures. Ask questions and make connections
- ▶ Look at environmental print – point out letters and words on food labels, signs, street names, shopping lists etc



Handwriting

- ▶ Pencil grip
- ▶ Correct posture
- ▶ Correct letter formation
- ▶ Practise tracing letters



Writing & Drawing

Help your child to:

- ▶ Draw and write using pens, pencils, crayons, markers, paint etc
- ▶ Practise writing their name
- ▶ Write some letters/words or write their name on artworks they create
- ▶ Use playdough to make the letters of the alphabet and talk about the letter names and the sounds they make
- ▶ Use magnetic letters on the fridge to make words
- ▶ Record more complex sentences by scribing for them



Mathematics




- Count aloud to 30 and recognise numbers 0 to 20
- Manipulate objects, such as counters to help add and subtract numbers
- Use the language of money in everyday situations, e.g. coins, notes, dollars
- Count forwards by one to add and backwards by one to subtract
- Name the days of the week and tell the time to the hour, e.g. four o'clock
- Identify and name simple shapes, e.g. circles, squares
- Use position terms, e.g. between, behind, right, left
- Recognise that halves are equal parts

1 2 3
4 5 6
7 8 9



Examples Of Counting

- ▶ Count out the number of plates, cups and cutlery while setting the table
- ▶ Count the number of pegs used when hanging out the washing
- ▶ Count the flowers in the garden or the number of flowers you pick to place in a vase
- ▶ Count the number of steps taken from the front door to the letterbox
- ▶ Count the number of eggs in a carton and again after some have been removed
- ▶ Count the number of times you and your child can throw a ball to each other without dropping it



Talk To Your Child About Mathematics

- Cooking in the kitchen (measurement)
- Operating a microwave oven (numbers and counting backwards)
- Stacking containers in the cupboard (shapes)
- Finding a certain house number down the street (counting by twos)




Games To Play At Home



Next Week's Session

- ▶ Supporting students as English language learners
- ▶ Contemporary learning
- ▶ Road Safety



Questions

