

# Framework for Learning from Home – Year 2




## Languages - Term 3 Weeks 3-4

### Education Week 26<sup>th</sup> – 30<sup>th</sup> Theme: Lifelong Learners

2021年7月26-30日 教育周主题：学无止境

Please find **your language class** below and choose **ONE task** to complete each week. You will need help from a parent/carer. Show each completed task to your parents so they can check it.

请在下面找到您的语言老师班，并选择每周完成一项任务。您或许需要父母/照顾者的帮助将完成的作业上传到 Seesaw.

Taskss	
<p><b>Chinese Community Language</b></p>   	<p>1. Use the following link to access Quizlet learning activities. Practice “House” characters and radicals, and finish “Test”. Upload your test result to Seesaw.</p> <p>jìn rù liàn jiē   liàn xí xué guò yǒu guān   de cí huì   wán chéng xiǎo cè shì   bìng shàng chuán dào 进入链接，练习学过有关“房屋”的词汇。完成小测试，并上传到Seesaw</p> <p><a href="https://quizlet.com/au/214766877/%E4%BD%8F%E6%88%BF-flash-cards/">https://quizlet.com/au/214766877/%E4%BD%8F%E6%88%BF-flash-cards/</a></p> <p>2. Copy the Chinese characters 抄写字词句，并上传到Seesaw。</p> <p>chāo xiě zì cí jù   bìng shàng chuán dào</p>

**Taskss**

姓名: (2/3)

cǎo fáng mù wū zhuān fáng tā  
草房 木屋 砖房 它

bù tóng de cái liào  
不同的材料

wǒ de jiā hěn dà 。 lóu shàng  
我的家很大。楼上

lóu xià shū fáng kè tīng yù shì  
楼下 书房 客厅

wǒ jiā zhù zài wǔ lóu 。  
我家住在五楼。

**Chinese LOTE**



1. Practice writing 我 (I/me) , 妈妈 (mum) , 爸爸 (dad) .

Follow the videos to learn each word:

我: <https://www.youtube.com/watch?v=UXtvxhM4XYg>

妈妈: <https://www.youtube.com/watch?v=GQRGhQsGzpc>

爸爸: <https://www.youtube.com/watch?v=mShnYWnfhRc>

You may either practice writing on a piece of paper or print out the following and write on it. Please take a photo of your writing and upload to Seesaw.

**Taskss**



我	一	二	手	手	我	我	我				
爸	八	少	父	谷	谷	谷	爸				
妈	女	女	妈	妈							

2. Quizlet – interactive learning

<https://quizlet.com/a03mqy?x=1jq&i=wqtwf>

Go onto Quizlet to practice learnt Chinese words. You can look at the flashcards, practice writing, listen to the sounds, and do the test in Quizlet. You can upload your test result in Seesaw.

**Arabic Community Language**



1. Quizlet

Quizlet Interactive Learning: <https://quizlet.com/143831028/arabic-alphabet-flash-cards/>

You need to use the Quizlet to learn/practice as many Arabic letters as you can to help improve your skills. You can look at the flashcards, practice writing, listen to the sounds etc.

2. Worksheets

You need to copy each Arabic word and its translation twice.

## Taskss

Community Helpers Worksheet

Policeman	شرطي	Secretary	سكرتيرة
Postman	ساعي البريد	Soldier	جندى
Professor	أستاذ	Teacher	معلم
Salesman	بائع	Writer	كاتب

Copy the Arabic words twice with their translation


### Spanish LOTE



#### 1. Practice greetings

[https://www.123teachme.com/kids/spanish\\_flash\\_cards/category/children\\_introductions?src=sentences](https://www.123teachme.com/kids/spanish_flash_cards/category/children_introductions?src=sentences)

Create an audio recording of you saying our normal classroom routine:

- Buenos Dias/Buenas tardes
- Hoy es.....dia
- El tiempo es .....
- La fecha es .....

## Taskss

2. Flash cards practice/learn in Spanish about families

[https://123teachme.com/kids/spanish\\_flash\\_cards/category/children\\_family](https://123teachme.com/kids/spanish_flash_cards/category/children_family)

Game

[https://123teachme.com/games/memory/category/children\\_family](https://123teachme.com/games/memory/category/children_family)

3. Write down who do you live with in Spanish. For example you can start the sentence as follow:

I live with my mom dad brother

Yo vivo con mi mama, papa, hermano...and you keep going mention pets as well.

Make sure to take a picture and added to SeeSaw.