

Framework for Learning from Home – Year 3, Term 3 Week 2

三年级在家学习大纲 – 第三学期第二周

For some of the activities below you may need your parents help. Show each completed activity to your parents to check and upload to Seesaw if required.









对于下面的一些作业，您可能需要父母的帮助。如果需要，请向父母展示每个已完成的作业，以检查并上传到 **Seesaw**。


| | 星期一 | 星期二 | 星期三 | 星期四 | 星期五 |
|------------------|---------------------------------------------------------------------------------------------------------------------------------------------------------------------------------------------|-----------------------------------------------------------------------------------------------------------------------------------------------------------------------------------------------------------------------------------------------------------|----------------------------------------------------------------------------------------------------------------------------------------------------------------------------------------------------------------------------------------------------------------------------|-----------------------------------------------------------------------------------------------------------------------------------------------------------------------------------------------------------------------------------------------------------------|-------------------------------------------------------------------------------------------------------------------------------------------------------------------------------------------------------------------------------------------------------------|
| | Monday | Tuesday | Wednesday | Thursday | Friday |
| Session 1 | <p>English 英语</p> <p><i>Reading 阅读</i></p> <p>Read 2 chapters of a book or watch the following video: 阅读一本书的两章或观看以下视频:</p> <p>Ginger McFlea will Not Clean Her Teeth read by</p> | <p>English 英语</p> <p><i>Reading 阅读</i></p> <p>Read 2 chapters of a book or watch the following video: 阅读一本书的两章或观看以下视频:</p> <p>Corduroy read by Mr Philpott https://drive.google.com/file/</p> | <p>English 英语</p> <p><i>Reading 阅读</i></p> <p>Read 2 chapters of a book or watch the following video: 阅读一本书的两章或观看以下视频:</p> <p>Badly Drawn Dog (Years 3-4) read by Ms Wadley https://drive.google.com/file/</p> | <p>English 英语</p> <p><i>Reading 阅读</i></p> <p>Read 2 chapters of a book or watch the following video: 阅读一本书的两章或观看以下视频:</p> <p>The Saddest King read by Ms Wadley https://drive.google.com/file/</p> | <p>English 英语</p> <p><i>Reading 阅读</i></p> <p>Read 2 chapters of a book or watch the following video: 阅读一本书的两章或观看以下视频:</p> <p>I Want a Pet read by Ms Wadley https://drive.google.com/file/</p> |

| | | | | |
|-------------------------------------------------------------------------------------------------------------------------------------------------------------------------------------------------------------------------------------------------------------------------------------------------------------------------------------------------------------------------------------------------------------------------------------------------------------------------------------------------------------------------------------------------------------------------------------------------------------------------------------------------------------------------------------------------------------------------------------------|-----------------------------------------------------------------------------------------------------------------------------------------------------------------------------------------------------------------------------------------------------------------------------------------------------------------------------------------------------------------------------------------------------------------------------------------------------------------------------------------------------------------------------------------------------------------------------------------------------------------------------------------------------------------------------------------------------------------------------------------------------------------------------------|--------------------------------------------------------------------------------------------------------------------------------------------------------------------------------------------------------------------------------------------------------------------------------------------------------------------------------------------------------------------------------------------------------------------------------------------------------------------------------------------------------------------------------------------------------------------------------------------------------------------------------------------------------------------------------------------------------------------------------------------------------------------------|---------------------------------------------------------------------------------------------------------------------------------------------------------------------------------------------------------------------------------------------------------------------------------------------------------------------------------------------------------------------------------------------------------------------------------------------------------------------------------------------------------------------------------------------------------------------------------------------------------------------------------------------------------------------------------------------------------------------------------------------------------------------------------------------------|-------------------------------------------------------------------------------------------------------------------------------------------------------------------------------------------------------------------------------------------------------------------------------------------------------------------------------------------------------------------------------------------------------------------------------------------------------------------------------------------------------------------------------------------------------------------------------------------------------------------------------------------------------------------------------------------------------------------------------------------|
| <p>Mr Philpott https://drive.google.com/file/d/1IKzJdIsKWenrtWR25Wnj62WBNly3uTNT/view?usp=sharing</p> <p>In your workbook, draw a picture of a character. Label the character with their traits. Think about what they do and say to give an idea about their personality. E.g kind, generous, mischievous, evil</p> <p>在作业本中，画一个故事中角色的图片。标出角色的特点。想想他们做什么和说什么来表达他们个性的想法。例如善良、慷慨、调皮、邪恶</p> <p>Writing 写作</p> <p>In your workbook, answer the following task:</p> <p>What is the most exciting possible job? E.g. Being a teacher, a doctor, a scientist, a zookeeper, an astronaut etc.</p> <p>Why? What can you do there</p> | <p>/d/1uJfKC6MnGZXawTF-Vs3HCaj-5JnYjT6b/view?usp=sharing</p> <p>In your workbook, write about your favourite part of the text and explain why. Write your reasons in full sentences.</p> <p>在作业本中，写下您最喜爱的部分，并解释原因。用完整的句子写下你的理由。</p> <p>Writing 写作</p> <p>In your workbook, answer the following task:</p> <p>Finish the story starting with: <i>The pirate ship was fast approaching.....</i></p> <p>Your story needs to be at least 3 paragraphs long. Try to use some interesting words and events. Can you add some dialogue(speech)? Will you have an exciting ending?</p> <p>在作业本中，完成以下故事： 故事开头是： <i>海盗船快要来了。。。你的故事至少需要 3 个段落。尝试使用一些有趣的单词</i></p> | <p>/d/18qr391uGoL_stst5rRMi6yO45wvUPhaB/view?usp=sharing</p> <p>In your workbook, answer the following task:</p> <p>Write down any unknown words you come across whilst reading. Find definitions for 5 of them. If you have a dictionary at home use that or you could look them up online. Remember to use proper sources of information.</p> <p>在作业本中，回答以下问题： 写下你在阅读时遇到的任何不理解的单词，并通过字典或在网上查找其中 5 个的意思。请记住使用适当的信息来源。</p> <p>Writing 写作</p> <p>In your workbook, answer the following task:</p> <p>Invent a monster. Draw a picture and describe it. Use some interesting adjectives to describe what it looks like.</p> <p>Extension: Explain its</p> | <p>d/1hIe4KFxDRHqdcjavDet3-qWgaXLdx18f/view?usp=sharing</p> <p>In your workbook, answer the following task:</p> <p>Choose two characters and compare. How are they different? How are they the same?</p> <p>在作业本中，回答以下问题：选择两个课文中的角色进行比较。他们有什么不同？他们有什么相同点？</p> <p>Writing 写作</p> <p>In your workbook, answer the following task:</p> <p>Write a persuasive text on the topic:</p> <p>Everybody should watch TV.</p> <p>Include:</p> <ul style="list-style-type: none"> • An introduction (a sizzling start would be great) and your opinion (Paragraph 1) • 3 arguments (Reasons why?) with examples (Paragraphs 2-4) • A conclusion (Paragraph 5) | <p>/d/1Cyo8dBkdVkJfzKePTZvkEO4YV_5oQWP/view?usp=sharing</p> <p>In your workbook, answer the following task:</p> <p>Use 5 sentences to summarise the story or chapters you have read.</p> <p>在作业本中，回答以下问题： 使用 5 个句子来概括你所阅读的故事或章节。</p> <p>Writing 写作</p> <p>In your workbook, answer the following task:</p> <p>Finish the story starting with: <i>I heard an explosion in the science lab.....</i></p> <p>Your story needs to be about 3 paragraphs long. Try to use some interesting words and events. Can you add some dialogue(speech)? Will you have an exciting ending?</p> <p>在作业本中，完成以下故事： 故事开头是：</p> |
|-------------------------------------------------------------------------------------------------------------------------------------------------------------------------------------------------------------------------------------------------------------------------------------------------------------------------------------------------------------------------------------------------------------------------------------------------------------------------------------------------------------------------------------------------------------------------------------------------------------------------------------------------------------------------------------------------------------------------------------------|-----------------------------------------------------------------------------------------------------------------------------------------------------------------------------------------------------------------------------------------------------------------------------------------------------------------------------------------------------------------------------------------------------------------------------------------------------------------------------------------------------------------------------------------------------------------------------------------------------------------------------------------------------------------------------------------------------------------------------------------------------------------------------------|--------------------------------------------------------------------------------------------------------------------------------------------------------------------------------------------------------------------------------------------------------------------------------------------------------------------------------------------------------------------------------------------------------------------------------------------------------------------------------------------------------------------------------------------------------------------------------------------------------------------------------------------------------------------------------------------------------------------------------------------------------------------------|---------------------------------------------------------------------------------------------------------------------------------------------------------------------------------------------------------------------------------------------------------------------------------------------------------------------------------------------------------------------------------------------------------------------------------------------------------------------------------------------------------------------------------------------------------------------------------------------------------------------------------------------------------------------------------------------------------------------------------------------------------------------------------------------------|-------------------------------------------------------------------------------------------------------------------------------------------------------------------------------------------------------------------------------------------------------------------------------------------------------------------------------------------------------------------------------------------------------------------------------------------------------------------------------------------------------------------------------------------------------------------------------------------------------------------------------------------------------------------------------------------------------------------------------------------|

| | Monday | Tuesday | Wednesday | Thursday | Friday |
|--|----------------------------------------------------------------------------------------------------------------------------------------------------------------------------------------------------------------------------------------------------------------------------------------------------------------------------------------------------------------------------------------------------------------------------------------------------------------------------------------------------------------------------------------------------|--------------------------------------------|-------------------------------------------------------------------------------------------------------------------------------------------------------------------------------------------------------------------------------------------------------------------------------------------------------------------------------------------------------------------------------------------------------------------------------------------------------------------------------------------------------------------------|-----------------------------------------------------------------------------------------------------------------------------------------------------------------------------------------------------------------------------------|--------------------------------------------------------------------------------------|
| | <p>that makes it exciting, does it pay well, where would you work etc.</p> <p>在作业本中，写一篇作文回答以下问题： 最令人兴奋的工作是什么？ 当老师、医生、科学家、动物园管理员、宇航员等。 为什么？你能在那里做什么，使它令人兴奋，它支付良好，你会在哪里工作，等等。</p> <p>Spelling 拼写</p> <p>Graphemes 元音: oa, o_e, ow, o, oe, ough</p> <p>Using your spelling words, complete the following activity:</p> <p>Write out each of your spelling words and underline the graphemes in each word.</p> <p>Choose 7 words and write an interesting sentence for each word.</p> <p>使用拼写单词，完成以下作业： 写出你的每个拼写单词，并</p> | <p>和事件。你能添加一些对话（演讲）吗？你的故事会有一个令人兴奋的结尾吗？</p> | <p>personality, diet and habitat.</p> <p>在作业本中，完成以下任务：</p> <p>发明一个怪物并画一幅画来描述它。使用一些有趣的形容词来描述它的样子。 例如：解释其个性、饮食和栖息地。</p> <p>Spelling 拼写</p> <p>Graphemes 元音: oa, o_e, ow, o, oe, ough</p> <p>Using your spelling words, complete the following activity:</p> <p>For 5 of your spelling words, write each word a letter at a time to make it look like stairs. E.g. horse</p> <p style="text-align: center;">H Ho Hor Hors Horse</p> <p>使用拼写单词，完成以下作业： 选择其中的5个单词，一次</p> | <p>在作业本中，就以下这个主题写一个有说服力的文本： 每个人都应该看电视。</p> <p>包括：</p> <ul style="list-style-type: none"> • 作文的第一段可以做一个整体的介绍（一个具有吸引力的开始将）和你的意见 • 作文的当中部分是故事的发展（例如，你的看法是什么？为什么？） 写2-4个段落。 • 结论（第5段） | <p>我听到科学实验室里有爆炸声.....</p> <p>你的故事需要大约3段长。尝试使用一些有趣的单词和事件。你能添加一些对话吗？你能写一个令人兴奋的结局吗？</p> |

| | Monday | Tuesday | Wednesday | Thursday | Friday |
|------------------|-------------------------------------------------------------------------------------------------------------------------------------------------------------------------------------------------------------------------------------------------------------|---------------------------------------------------------------------------------------------------------------------------------------------------------------------------------------------------------------------------------------------------------------------------------------------------------------------------------------------------------------------------------------------------------|-------------------------------------------------------------------------------------------------------------------------------------------------------------------------------------------------------------------------------------------------------------------------------------------------------------------------|------------------------------------------------------------------------------------------------------------------------------------------------------------------------------------------------------------------------------------------------------------------------------------------------------------------------------------------------------------------------------------------------|--------------------------------------------------------------------------------------------------------------------------------------------------------------------------------------------------------------------------------------------------------------------------------------------------------------------------------------------------|
| | 强调每个单词中的元音。 选择 7 个单词，为每个单词写一个有趣的句子。 | | 写一个字母，使它看起来像 horse H Ho Hor Hors Horse | | |
| Break | Break (30 mins) Eat & Play | Break (30 mins) Eat & Play | Break (30 mins) Eat & Play | Break (30 mins) Eat & Play | Break (30 mins) Eat & Play |
| Session 2 | <p>Mathematics: 数学</p> <p>Draw a map of a new play area for our school. Include a legend which shows what the symbols on your map represent and include a scale, e.g. 1cm = 1m</p> <p>为我们学校绘制一个新游乐区的地图。包括一个图例，其中显示地图上的符号代表什么，并包括一个比例，例如：1 厘米=1 米</p> | <p>Mathematics: 数学</p> <p>Using a take-away menu, ask your family what they would like to order for dinner. List each item and how much it costs, then add the costs of the items together.</p> <p>If you have \$50, how much change will you get back or how much more money will you need to pay for everything?</p> <p>使用外卖菜单，询问您的家人他们想点什么晚餐。列出每个项目及其成本，然后将项目的成本加在一起。 如果你有 50 元，你会得到多</p> | <p>Mathematics: 数学</p> <p>Draw a visual representation for 3 x 3, 4x6 and 6x8. Write a sentence to explain each drawing.</p> <p>Then pick 7 of your own multiplication sentences and draw a visual representation of them.</p> <p>绘制 3 x 3、4x6 和 6x8 的视觉表示图片。写一个句子来解释每幅画。 然后选择 7 个你自己的乘法算式，并绘制它们的视觉表示图片。</p> | <p>Mathematics: 数学</p> <p>Research the population of all Australian capital cities. Write each population in numbers and words, then add them up and find the total. Find the difference between the cities with the greatest and the smallest populations.</p> <p>Place all the cities in ascending order.</p> <p>查一下澳大利亚每个州首府的人口。以数字和单词写下每个首府的人口，然后将它们加起来，算出总数。列出人口最多和最少的城市之间的差异。</p> | <p>Mathematics:</p> <p>Perform a chance experiment by flipping a coin and writing a tally for whether it lands on heads or tails. Do this 100 times and record your answers.</p> <p>Draw a graph to display your results and explain what you discover.</p> <p>做一个实验，抛硬币并 100 次 并统计多少次是正面，多少次是反面落地。把答案记录下来。 绘制一张图表来显示您的结果并解释你的发现。</p> |

| | Monday | Tuesday | Wednesday | Thursday | Friday |
|------------------|-----------------------------------------------------------------------------------------------------------------------------------------------------------------------------------------------------------------------------------------------------------------------------------------------------------------------------------------------------------------------------------------------------------------------------------------------------------------------------------------------------------------------------------------------------------------------------------------------------------------------------------------------------------------------------------------------------------------------------------------------------------------------------------------------------------------------------------------------------------------------------------------------------------------------------------------------------------------------------------------------------------------------------------------------------------------------------------------------------------------------------------------------------------------|-------------------------------------------------------------------------------------------------------------------------------------------------------------------------------------------------------------------------------------------------------------|----------------------------------------------------------------------------------------------------------------------------------------------------------------------------------------------------------------------------------|-----------------------------------------------------------------------------------------------------------------------------------------------------------------------------------------------------------------------------------------------------------|----------------------------------------------------------------------------------------------------------------------------------------------------------------------------------------------------------------------------------|
| | <p>Map Legend</p> <ul style="list-style-type: none">  Emergency Telephone  Campground  Picnic Area  Gravel Road  Secondary Highway  Primary Highway  Water  Forest <p>iMaths: 网上数学</p> <p>How to login 登陆网址: www.imathskids.com.au</p> <p>Year 3 Access Code 密码: nine026 Play any game or games for 15 minutes. 选任何游戏玩 15分钟。</p> | <p>少找钱, 或者你需要支付多少更多的钱?</p> <p>iMaths: 网上数学</p> <p>How to login 登陆网址: www.imathskids.com.au</p> <p>Year 3 Access Code 密码: nine026 Play any game or games for 15 minutes. 选任何游戏玩 15 分钟。</p> | <p>iMaths: 网上数学</p> <p>How to login 登陆网址: www.imathskids.com.au</p> <p>Year 3 Access Code 密码: nine026 Play any game or games for 15 minutes. 选任何游戏玩 15 分钟。</p> | <p>将所有城市按顺序排列, 从少到多。</p> <p>iMaths: 网上数学</p> <p>How to login 登陆网址: www.imathskids.com.au</p> <p>Year 3 Access Code 密码: nine026 Play any game or games for 15 minutes. 选任何游戏玩 15 分钟。</p> | <p>iMaths: 网上数学</p> <p>How to login 登陆网址: www.imathskids.com.au</p> <p>Year 3 Access Code 密码: nine026 Play any game or games for 15 minutes. 选任何游戏玩 15 分钟。</p> |
| Break | Break (1 hour) Eat & Play | Break (1 hour) Eat & Play | Break (1 hour) Eat & Play | Break (1 hour) Eat & Play | Break (1 hour) Eat & Play |
| Session 3 | <p>Community Language 语言课</p> <p>请完成语言老师在 Seesaw 上发的作业。</p> | <p>Science 科学:</p> <p>Complete the KWHL-Earth, Moon and Sun Chart.</p> <p>Brainstorm and write ideas under each of the headings-</p> | <p>Geography 地理:</p> <p>Learning Sequence 2</p> <p>Where are some of Australia's Major Natural Features?</p> <p>Look at the map on page 1 and</p> | <p>Creative Arts 美术:</p> <p>Turn a section of your favourite book or novel into a script for readers theatre.</p> <p>Remember, characters speech</p> | <p>PDH 德育:</p> <p>Watch the videos below which are about facing obstacles in our lives:</p> <p>观看下面关于我们生活中遇</p> |

| | Monday | Tuesday | Wednesday | Thursday | Friday |
|--|--------|---------------------------------------------------------------------------------------------------------------------------------------------------------------------------------------------------------------------------------------------------------------------------------------------------------------------------|--------------------------------------------------------------------------------------------------------------------------------------------------------------------------------------------------------------------------------------------------------------------------------------------------------------------------------------------------------------------------------------------------------------------------------------------------------------------------------------------------------------------------------------------------------------------------------------------------------------------------------------------------------------------------------------------------------------------------------------------------------------------------------------------------------------------------------|-------------------------------------------------------------------------------------------------------------------------------------------------------------------------------------------------------------------------------------------------------------------------------------------------------------------------------------------------------------------------------------------------------------------------------------------------------------------------------------------------------------------------------------------------------------------------------------------------------------------------------------------------------------------------------------------------------------|-----------------------------------------------------------------------------------------------------------------------------------------------------------------------------------------------------------------------------------------------------------------------------------------------------------------------------------------------------------------------------------------------------------------------------------------------------------------------------------------------------------------------------------------------------------------------------------------------------------------------------------------------------------------------------------------------------------------------------------------|
| | | <p>'What I know', 'Want to learn' and 'How I will learn'</p> <p>At the end of the unit you can add to 'What I have learned' section.</p> <p>完成 KWHL-地球、月亮和太阳图。</p> <p>集思广益，在每个标题下写——“我所知道的”，“想学习”和“我将如何学习”</p> <p>最后，你可以写“我学到了什么”。</p>  | <p>see if you can find the features listed below.</p> <ol style="list-style-type: none"> 1. The Blue Mountains – in New South Wales 2. The Great Barrier Reef – off the coast of Far North Queensland 3. The Great Victoria Desert – in Western Australia 4. The Twelve Apostles – in Victoria 5. Kakadu – in the northern region of the Northern Territory 6. The Daintree Rainforest – in Far North Queensland, west of The Great Barrier Reef 7. Uluru – in the Northern Territory, south of Kakadu <p>Complete the map using the given code.</p> <p>This afternoon and over the week read the attached E book. You might need some help from mum and dad. If there is vocabulary that you don't understand please ask. Think about each area, the</p> | <p>will be on a separate line and if you want to set the scene or move scenery it is separate to the speech. Eg.</p> <p><i>A loud smash in the kitchen</i></p> <p>John: Arghhhh</p> <p>Jane: What's wrong? Are you ok?</p> <p>John: I've just spilt hot coffee on my jeans.</p> <p><i>Tap running.</i></p> <p>Kitchen tap running.</p> <p>Please upload your script - you may choose to perform it or record it. If you are able to, perform it with the help of a brother or sister or parents or even multiple family members. You can record a video or voice recording in the comment section.</p> <p>把你最喜欢的书或小说的一部分变成读者戏剧的剧本。请记住，每个角色的对话都需要重起一行。如果你要设置场景或描述不同的场景，需要重新开始一个段落。例如： <i>厨房里一声巨响</i></p> | <p>到障碍的视频： http://www.viewpure.com/Sv76B2FinZo?start=0&end=0</p> <p>http://www.viewpure.com/bYJPYuvzBE?start=0&end=0</p> <p>Write a paragraph about a time that you overcame a tough challenge or obstacle. Explain what helped you complete the task and how you felt once you succeeded.</p> <p>写一段关于你克服艰难挑战或障碍的时间。解释是什么帮助您完成任务，以及成功后的感受。</p> <p>OR 或</p> <p>Create a short puppet show about overcoming that challenge.</p> <p>创建一个关于克服这一挑战的简短木偶表演。</p> <p>You can make your own finger puppets or use lego etc to create your story. Perform in front of your family and/ or</p> |

| | Monday | Tuesday | Wednesday | Thursday | Friday |
|--|--------|---------|--------------------------------------------------------------------------------------------------------------------------------------------------------------------------------------------------------------------------------------------------------------------------------------------------------------------------------------------------------------------------------------------------------------------------------------------------------------------------------------------------------------------------------------|-------------------------------------------------------------------------------------------------------------------------------------------------------------------------------|----------------------------------------------------------------------------------------------------------------------------------------------------------------------------------------------------------------------------------------------------------------------------------------------------------------------------------------------------------------------|
| | | | <p>environment, it's climate, wildlife and vegetation. You'll be using this information to complete your next task.</p> <p>查看 Seesaw 课本中第一页的地图是否可以找到下面列出的地方的地理特征。</p> <ol style="list-style-type: none"> 1. 蓝山 - 在新南威尔士州 2. 大堡礁 - 昆士兰海岸外 3. 大维多利亚沙漠 - 在西澳大利亚 4. 十二使徒 - 在维多利亚 5. 卡卡杜 - 在北领地北部地区 6. 大堡礁以西昆士兰州远北的丹特里雨林 7. 乌鲁鲁 - 在卡卡杜以南的北领地 <p>使用给定的代码完成地图。今天下午和接下来的一周阅读 Seesaw 里附的课本。你可能需要爸爸妈妈的帮助。如果有你不懂的词汇，请通过 Seesaw 问老师。想想每个地区的环境，气候，野生动物和植物。使用这些信息完成下一个任务。</p> | <p>约翰：啊 简：怎么了？你没事吧？ 约翰：我刚把热咖啡洒在牛仔裤上。 水龙头打开了。 厨房水龙头在放水。</p> <p>请上传你编写的剧本 - 你可以选择将剧本表演出来。如果可以，在兄弟、姐妹或父母甚至多个家庭成员的帮助下一起表演，录制。您可以在 Seesaw 的 comment 部分录制视频或录音。</p> | <p>video it and put in in your Seesaw journal</p> <p>你可以做你自己的手指木偶或使用乐高等来创造你的故事。在家人面前表演和/或录制视频，并上传到 Seesaw 的 journal 中。</p> <p>PE 体育:</p> <p>20 High Knees</p> <p>30 second Plank Hold</p> <p>Jog in place for 30 seconds</p> <p>20 Star Jumps</p> <p>20 Sit Ups.</p> <p>做</p> <p>20 个 高抬腿</p> <p>30 秒板式支撑</p> <p>慢跑 30 秒</p> <p>20 下跳跃运动</p> <p>20 个仰卧起坐。</p> |

Word Work Grid

Complete each of the activities in this grid. Write the date you completed each activity on the line provided.

| | | | | |
|----------------------------------------------------------------------------------------------------------------------------------------------------------------------------------------------------------------|----------------------------------------------------------------------------------------------------------------------------------------------------------------------------------------------------------------------------------|----------------------------------------------------------------------------------------------------------------------------------------------------------------------------------------------------------------|----------------------------------------------------------------------------------------------------------------------------------------------------------------------------|--------------------------------------------------------------------------------------------------------------------------------------------------------------|
| <p>Syllable Sort Write your spelling words in order from the least amount of syllables to the most. Words with the same number of syllables should be in alphabetical order.</p> <p>Date: _____</p> | <p>Odd One Out For each of your spelling words, write four words. One is your spelling word, two relate to your spelling word and one is the odd word out that doesn't fit with the other two.</p> <p>Date: _____</p> | <p>Wacky Words On a sheet of paper, write your spelling words in different directions, filling up the whole sheet. Use different colours and types of writing for each word.</p> <p>Date: _____</p> | <p>Word Detective Write three clues about each of your spelling words. Ask someone to try to guess your spelling words using your clues.</p> <p>Date: _____</p> | <p>Digging in the Dictionary Use a dictionary to find the definition and write a sentence for each of your spelling words.</p> <p>Date: _____</p> |
| <p>Rhyming Wheels Think of as many words as you can that rhyme with your spelling words.</p> <p>Date: _____</p> | <p>Alliteration Write a sentence for each of your spelling words using as much alliteration as possible.</p> <p>Date: _____</p> | <p>Sentence Smart Write a sentence for each of your spelling words.</p> <p>Date: _____</p> | <p>Story Time Write a story using as many of your spelling words as you can. Underline each of your spelling words.</p> <p>Date: _____</p> | <p>Sort Them Out Sort the words on your spelling list into three different categories of your choice.</p> <p>Date: _____</p> |
| <p>Word Search Create your own word search using all the words on your spelling list.</p> <p>Date: _____</p> | <p>Handwriting Hero Write out your spelling words in your very best cursive hand writing.</p> <p>Date: _____</p> | <p>Letter Lingo Write a letter to a friend. Use as many spelling words in your letter as you can.</p> <p>Date: _____</p> | <p>Words Within Words Make a list of as many smaller words as you can find from your spelling list.</p> <p>Date: _____</p> | <p>Code Breaker Use the code guide to make a code for each of your spelling words.</p> <p>Date: _____</p> |

Year 3 Spelling Words Unit 19:

Blends: oa, o_e, ow, o, oe, ough

| | | | |
|-----------------|--------------|------------------|-------------------|
| <i>toe</i> | <i>rode</i> | <i>although</i> | <i>noticeable</i> |
| <i>overflow</i> | <i>road</i> | <i>overboard</i> | <i>photograph</i> |
| <i>slow</i> | <i>load</i> | <i>approach</i> | <i>tomorrow</i> |
| <i>grow</i> | <i>float</i> | <i>cooperate</i> | <i>loneliness</i> |
| <i>nose</i> | <i>broke</i> | <i>donation</i> | <i>mosquito</i> |
| <i>bone</i> | <i>whole</i> | <i>telephone</i> | <i>motivated</i> |



Some activities and ideas for home for parents of primary and early learners

| | | |
|------------------------------------|---------------------------------|------------------------------------|
| Make or do a jigsaw puzzle | Try some origami | Create an obstacle course |
| Bake or cook something | Learn a magic trick | Paint or draw a picture |
| Make a joke book | Take photos of 10 living things | Build a blanket fort |
| Plan and hold a picnic | Make your own kite | Try a new board game |
| Play indoor mini-golf | Play Limbo | Write a letter to your future self |
| Potato sack race with pillow cases | Hold a tea-party | Make a time capsule |
| Hold a Karaoke concert | Play hide and seek | Open a pretend store |
| Blindfolded taste test | Look at photo albums | Have a paper plane contest |
| Play Pictionary | Play dress up | Try Yoga |
| Make a shoebox diorama | Learn a new card game | Put on a play |
| Make or play an instrument | Create a treasure hunt | Write or recite poem |
| Have a talent show | Make handmade presents | Choreograph a dance |
| Read a new book from the library | Play water bottle bowling | |
| Play life-size Noughts and Crosses | Build the tallest tower | |

