

Framework for Learning from Home – Year 6

居家学习大纲 - 6 年级

Term 3 – Week 10

第 3 学期 - 第 10 周

	Monday 13 th September	Tuesday 14 th September	Wednesday 15 th September	Thursday 16 th September	Friday 17 th September
Session 1	<p>English 英文</p> <p>Reading: Read a chapter from a book at home or use your school magazine or storyline online: 阅读：阅读家中书籍的一章，学校杂志或在线故事： https://www.storylineonline.net/</p> <p>Responding: Create a WORDLE online. 回应：在线创建一个 WORDLE。 http://www.wordle.net/create</p> <p>Type in words that help describe the following: 输入有描述以下内容的词：</p> <ol style="list-style-type: none"> Title and author Setting Problem Solution Characters <p>Take a screenshot and upload to Teams. 截取屏幕截图并上传到 Teams。</p>	<p>English 英文</p> <p>Reading: Read a chapter from a book at home or use your school magazine or storyline online: 阅读：阅读家中书籍的一章，学校杂志或在线故事： https://www.storylineonline.net/</p> <p>Responding: Create a Crossword Find at least 10 difficult or interesting words in your book. Create a crossword or word find using these words at 回应：创建一个填字游戏在你的书中找到至少 10 个困难或有趣的单词。使用这些词创建填字游戏或单词查找 www.puzzlemaker.com Take a screenshot and upload to Teams. 截取屏幕截图并上传到 Teams。</p> <p>Soundwaves – Unit 28 Complete page 1 of Unit 28 student pages.</p>	<p>English 英文</p> <p>Reading: read or listen to a news article from 收听新闻广播 https://www.kidsnews.com.au/</p> <p>Respond: Choose one of the following:回答下列问题</p> <ul style="list-style-type: none"> answer the questions at the end of the article complete one of the activities at the end of the article <p>9.30 Virtual Library with Mr Philpott 图书馆老师网课</p> <p>NRICH Mathematics 数学 Number Differences Students will use problem solving skills to explore different ways to sequence</p>	<p>English 英文</p> <p>Library Reading & Responding: Complete the reading response tasks from Mr Philpott in Year 6 HPS 2021 Teams – Class materials. Upload to the library assignment in the Year 6 HPS Team. 回应：完成 6 年级 HPS 2021 Teams – Class material 中 Mr Philpott 的阅读功课。上传到 Teams。</p> <p>Soundwaves – Unit 28 Complete page 2 of Unit 28 student pages. 完成拼写功课</p> <p>Independent Writing: 独立写作: “<i>Minecraft: a distraction or an amazing learning tool</i>” Create a poster supporting your chosen side using:</p>	<p>English 英文</p> <p>Listen to the Squiz Kids daily podcast: 收听 Squiz Kids 每日播客： https://www.squizkids.com.au/</p> <p>Respond: Record the 5 most interesting facts. Why are they interesting to you? 回答：写下 5 个最有趣的事情。为什么它们对你来说很有趣？</p> <p>Soundwaves – Unit 28: 拼写挑战 Challenge (Optional) 选做题</p> <p>CREATIVE TIME Try some of these activities: Write a postcard to your teacher. Can you tell them what you like most about their class? Write a song or rap about your favourite subject. Design and make an obstacle course at home or in the garden. How fast can you complete it? List making! Write a list of things</p>



Soundwaves – Unit 28
Complete online activities using the online platform.
完成拼写作业

Writing: Create a T chart to list some pros and cons of Minecraft e.g. impact on education, health, social skills etc. Try writing between 3-5 pros and cons in your own words.

写作：创建一个 T 图表来列出 Minecraft 的一些优点和缺点，例如对教育、健康、社交技能等的影响。试着用你自己的话写出 3-5 个利弊。

完成拼写功课。

BTN
Viewing: Watch ‘Behind the News’ on ABC Me or online at <https://www.abc.net.au/btn>

观看：在线看“新闻背后”
或在线 ABC Me。

Respond: Choose your favourite story. Write a detailed summary of the story. Include what you think about the story.

回答：选择你最喜欢的故事。写一个详细的故事摘要。包括你对这个故事的想法。

odd and even numbers.

数字差异
使用解决问题的技能来探索对奇数和偶数进行排序的不同方法。

OC Maths OC 数学
Olympiad – Round 5
Students use problem solving skills to solve 5 questions as part of the Olympiad.

根据题目和以下要求做一个海报：

- high modality words and phrases
- creative wordplay (alliteration, repetition, rhetorical question)
- descriptive/emotive language
- 2-3 points (just the points, no explanation).

Science: Adaptations
科学：适应力

Click on the link to complete activities 2 and 3. 在以下连接完成作业 z
<https://sites.google.com/education.nsw.gov.au/amazingadaptations/home>

that make you happy, things you’re grateful for or things you are good at.
Can you invent something new? Perhaps a gadget or something to help people? Draw a picture or write a description.

创意时间
尝试其中一些活动：
给你的老师写一张明信片。你能告诉他们你最喜欢他们班级的什么吗？
写一首关于你最喜欢的主题的歌曲或说唱。
在家里或花园里设计和制作障碍训练场。你能多快完成它？
清单制作！写下让你快乐的事情、你感激的事情或你擅长的事情的清单。

你能发明新的东西吗？也许是小工具或帮助人们的东西？画一张图或写下描述。

	Monday 13 th September	Tuesday 14 th September	Wednesday 15 th September	Thursday 16 th September	Friday 17 th September
Break	Break (30 mins) Eat & Play	Break (30 mins) Eat & Play	Break (30 mins) Eat & Play	Break (30 mins) Eat & Play	Break (30 mins) Eat & Play
Session 2	<p>Maths: 数学 Hotmaths - Patterns and Algebra Hotsheets</p> <ul style="list-style-type: none"> - Following patterns - Decimal and fraction patterns <p>完成以上数学作业</p> <p>Fitness: 健身时间 Completed the alphabet fitness challenge. (Attach PDF) 完成字母健身挑战。 (附上 PDF)</p>	<p>PDH 体育 Being Active Part 2 (Attach PowerPoint)</p> <p>保持活跃第 2 部分 (附上 PowerPoint)</p> <p>Students will be given the tools to implement actions to maintain and improve the quality of an active lifestyle 你将获得行动工具，以保持和提高积极生活方式的质量</p> <p>Live session 实时播放 Cooking show project 烹饪表演项目</p> <p>Using your favourite recipe film your own cooking show. Use the attached PDF for all the details. 用你最喜欢的食谱拍摄自己的烹饪节目。使用随附的 PDF 获取所有详细信息。 (No HotMaths 没有 HotMaths)</p>	<p>WELLBEING WEDNESDAY at 12pm 星期三福祉时间</p> <ul style="list-style-type: none"> • Go for a walk with a family member 散步 • Make a paper aeroplane and see how far you can fly it. Ideas can be found at this link: 做纸飞机 https://www.youtube.com/watch?v=54noZe-0B1c • Do something kind for someone. Can you pay them a compliment, make them something or help them with a task? 为他人做好事 <p>Break (1 hour) 午休 Eat & Play</p>	<p>Maths: Hotmaths 数学 The Cartesian Coordinate System</p> <p>Hotsheets 作业纸</p> <ul style="list-style-type: none"> - Reading coordinates - Join the dots 	<p>Maths: 数学 Hotmaths: Term Test Online</p> <p>Fitness: 健身 Hearts, clubs, diamonds & spades – Fitness circuit (Attach PDF)</p>
Break 午休	Break (1 hour) 午休 Eat & Play	Break (1 hour) 午休 Eat & Play		Break (1 hour) 午休 Eat & Play	Break (1 hour) 午休 Eat & Play

	Monday 13 th September	Tuesday 14 th September	Wednesday 15 th September	Thursday 16 th September	Friday 17 th September
Session 3	Science: Adaptations 科学：适应 Click on the link to complete activity 1. 单击链接完成练习 1。 https://sites.google.com/education.nsw.gov.au/amazingadaptations/home	Community Languages classes (20mins) 中文课 History - Australia as a Nation 历史 - 澳大利亚 Students explore the theme of migration to Australia after World War 1 (1945): who migrated, why, and their experience of becoming part of the nation. 探索第一次世界大战（1945年）后移民到澳大利亚的主题：谁移民、原因以及他们成为国家一部分的经历。 Activity 5 <i>Understanding stories of migration</i> 了解移民故事 https://www.australianhistorymysteries.info/resource-zone/primary-immigration/activity-5.php	Wellbeing 12:00pm 福祉时间	History - Australia as a Nation 历史：澳大利亚 Students explore the theme of migration to Australia after World War 1 (1945): who migrated, why, and their experience of becoming part of the nation. 探索第一次世界大战（1945年）后移民到澳大利亚的主题：谁移民、原因以及他们成为国家一部分的经历。 Activity 8 练习 8 https://www.australianhistorymysteries.info/resource-zone/primary-immigration/activity-8.php <i>What does my community tell me about migration heritage?</i> 社区告诉我有关移民遗产的哪些信息？	Free choice – You could try some of the activities listed on the free time page, or activities from this morning’s list. 自由选择——你可以尝试一些以前的活动，或今天早上列表中的活动。还有一些： Or here are a few more: Junk modelling! Collect and recycle materials such as yoghurt pots, toilet rolls. PVA glue and boxes and see what you can create with them. 用环保材料建模！收集和回收材料，如酸奶罐、卫生纸卷。PVA 胶水和盒子，看看你能用它们创造什么。 Draw a view. Look out of your window and draw what you see. 绘制视图。看看你的窗外，画出你所看到的。 Enjoy your holiday! 享受你的创造力！

完面格内练习并写上日期:









































Word Work Grid

Complete each of the activities in this grid. Write the date you completed each activity on the line provided.

<p>Syllable Sort Write your spelling words in order from the least amount of syllables to the most. Words with the same number of syllables should be in alphabetical order.</p> <p>Date: _____</p>	<p>Odd One Out For each of your spelling words, write four words. One is your spelling word, two relate to your spelling word and one is the odd word out that doesn't fit with the other two.</p> <p>Date: _____</p>	<p>Wacky Words On a sheet of paper, write your spelling words in different directions, filling up the whole sheet. Use different colours and types of writing for each word.</p> <p>Date: _____</p>	<p>Word Detective Write three clues about each of your spelling words. Ask someone to try to guess your spelling words using your clues.</p> <p>Date: _____</p>	<p>Digging in the Dictionary Use a dictionary to find the definition and write a sentence for each of your spelling words.</p> <p>Date: _____</p>
<p>Rhyming Wheels Think of as many words as you can that rhyme with your spelling words.</p> <p>Date: _____</p>	<p>Alliteration Write a sentence for each of your spelling words using as much alliteration as possible.</p> <p>Date: _____</p>	<p>Sentence Smart Write a sentence for each of your spelling words.</p> <p>Date: _____</p>	<p>Story Time Write a story using as many of your spelling words as you can. Underline each of your spelling words.</p> <p>Date: _____</p>	<p>Sort Them Out Sort the words on your spelling list into three different categories of your choice.</p> <p>Date: _____</p>
<p>Word Search Create your own word search using all the words on your spelling list.</p> <p>Date: _____</p>	<p>Handwriting Hero Write out your spelling words in your very best cursive hand writing.</p> <p>Date: _____</p>	<p>Letter Lingo Write a letter to a friend. Use as many spelling words in your letter as you can.</p> <p>Date: _____</p>	<p>Words Within Words Make a list of as many smaller words as you can find from your spelling list.</p> <p>Date: _____</p>	<p>Code Breaker Use the code guide to make a code for each of your spelling words.</p> <p>Date: _____</p>



Some activities and ideas for home for parents of primary and early learners

- Make or do a jigsaw puzzle  Try some origami  Create an obstacle course 
- Bake or cook something  Learn a magic trick  Paint or draw a picture 
- Make a joke book  Take photos of 10 living things  Build a blanket fort 
- Plan and hold a picnic  Make your own kite  Try a new board game 
- Play indoor mini-golf  Play Limbo  Write a letter to your future self 
- Potato sack race with pillow cases  Hold a tea-party  Make a time capsule 
- Hold a Karaoke concert  Play hide and seek  Open a pretend store 
- Blindfolded taste test  Look at photo albums  Have a paper plane contest 
- Play Pictionary  Play dress up  Play Restaurant  Try Yoga 
- Make a shoebox diorama  Learn a new card game  Put on a play 
- Make or play an instrument  Create a treasure hunt  Write or recite poem 
- Have a talent show  Make handmade presents  Choreograph a dance 
- Read a new book from the library  Play water bottle bowling 
- Play life-size Noughts and Crosses  Build the tallest tower 