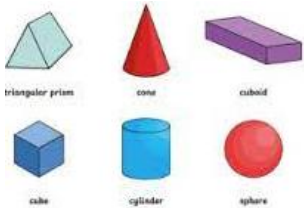
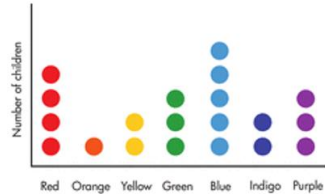



Framework for Learning from Home – Year 2 T3 W1

You will need help from a parent/carer. Show each completed activity to your parents so they can check it and/or help you post it on Seesaw. Remember to have regular breaks throughout the day for crunch and sip, recess and lunch, stretching and moving throughout the house in between activities. Please remember to take care with your work and present it neatly.

		Tuesday	Wednesday	Thursday	Friday
Task	Spelling Words	Don't forget to brush your teeth!	Help an adult make your breakfast today.	Share a joke with your family!	Don't forget to cheer because it is Fri-YAY!
Morning Literacy	road coat boat load soap hope cone stone close closing low grow know throw yellow ago only most open both	<p>Spelling: We are looking at Soundwaves- Unit 19 this week. The sound is: oa/o_e/ow/o</p> <p><i>Visit:</i> www.soundwaveskids.com.au Access code: puff231</p> <p>Write your list neatly in your book. Choose 5 spelling words and write them in word pyramids. e.g. b b l b l u b l u e</p> <p>Reading: Choose a fiction book to read to a family member. Answer these questions. <i>What was this story about?</i> <i>What was the lesson in the</i></p>	<p>Spelling: Choose 5 spelling words and write them using rainbow colours. Make your spelling words as bright and creative as you can!</p> <p>Reading: Choose a fiction book to read to a family member. Talk to your family member about the orientation, the complication and the resolution.</p> <p>Writing: Write about your favourite food. <i>Why is it delicious? Who cooks it for you? What ingredients are used to make it?</i></p> <p>Share your great ideas using 3-4 sentences. Remember to use capital letters and full stops. You may like to cook this with your parent and share a photo on Seesaw.</p>	<p>Spelling: We have uploaded the first page of Unit 19 in the Soundwaves textbook. Complete the activities.</p> <p>Reading: Choose a fiction book to read to a family member. Draw a picture of your favourite part and write why it is your favourite part.</p> <p>You may like to visit Storyline Online to view different picture books: https://storylineonline.net/</p>	<p>Spelling: We have uploaded the second page of Unit 19 in the Soundwaves textbook. Complete the activities.</p> <p>Play the games for Unit 19 on www.soundwaveskids.com.au. Access code: puff231</p> <p>Reading: Choose a fiction book to read to a family member for fun!</p> <p>Journal Writing: Two stars and a wish!</p> <p>Share <u>two</u> things you've enjoyed about learning from home and <u>one</u> thing you've missed about school.</p>

Spelling Words	Tuesday	Wednesday	Thursday	Friday
	<p><i>story?</i></p> <p>Writing: Choose an object that you have at home. E.g. a toy/ball. List 5 adjectives to describe it. E.g., round, smooth. Use your adjectives to write a short description about the object. Remember to use capital letters and full stops.</p>			
Break	Break	Break	Break	Break
Middle Mathematics	<p>Length: With a family member, choose 3 objects and measure their length. Remember to use a ruler to measure each object to the nearest centimetre.</p> <p>E.g. book = 13 cm</p> <p>Wellbeing:</p> <p>Visit: https://www.youtube.com/user/cosmickidsyoga</p> <p>Choose a yoga video that you would like to do.</p>	<p>3D Space: Go on a 3D object hunt around your home! Can you find <u>three</u> different 3D objects? E.g. sphere, cylinder, cube.</p> <p>Draw and label OR upload a photo showing the different 3D objects.</p>  <p>PDHPE: Play your favourite song and have a dance with your family!</p>	<p>Data: Ask each family member what their favourite colour is. Show their answers in a picture graph.</p> <p>Remember to use a ruler to draw your picture graph neatly.</p>  <p>Wellbeing: Talk to your family about three things that you are thankful or grateful for.</p>	<p>Whole Number: Your magic number is 100. Brainstorm ten different things you know about this number. You can use pictures, numbers or tally marks. E.g., $70 + 30 = 100$, it is a three-digit number.</p> <p>Visit: www.imaths.com.au</p> <p>Go to the games section and choose a game to play.</p> <p>Access code: tent495</p> <p>PDHPE: Play a ball game with someone in your family. E.g. handball, silent ball, throw and catch.</p>
Break	Break	Break	Break	Break
Afternoon	<p>Science: With a family member, observe the weather for today. You may also look at the weather forecast. Your job is to be a weather reporter for your family!</p>	<p>Geography: Draw or print an outline of the map of Australia. Can you label the states and territories?</p>	<p>History: Choose a famous site in Australia. For example, the Sydney Harbour Bridge, Uluru, Great Barrier Reef. Research 3 facts about that site. <i>Where</i></p>	<p>Creative Arts: Create an artwork of the famous site you chose yesterday. E.g. The Sydney Harbour Bridge. You can create a sketch, a painting or a model. Have fun and be</p>

Spelling Words	Tuesday	Wednesday	Thursday	Friday	
		<p>“Today’s weather is looking fine and sunny with a 5 % chance of a light shower in the evening. It is perfect for a nice picnic in the morning.”</p> <p>You may like to record a video of your news report and upload it to Seesaw.</p>		<p><i>is it located? What is it used for? Why is it so special?</i></p>	<p>creative!</p>