


Framework for Learning from Home – Year 2 T2W1


You will need help from a parent/carer. Show each completed activity to your parents so they can check it and/or help you post it on Seesaw.

	Monday	Tuesday	Wednesday	Thursday	Friday
Task	Staff Development Day – No Student Activities	Staff Development Day – No Student Activities	Help set the table for dinner.	Do you have your books and pencils ready for today?	Can you help wash/dry the dishes?
Morning			<p>English Spelling <u>approx. 30-40 mins</u> Read your spelling words from Unit 10 www.soundwaveskids.com.au <u>Write your words into your book.</u></p> <p>Choose 5 of your spelling words and write them into questions. Don't forget a capital letter at the beginning and a question mark at</p>	<p>English Spelling <u>approx. 30-40 mins</u> Read your spelling words from Unit 10 www.soundwaveskids.com.au <u>Write your words into your book.</u></p> <p>Write your spelling words in pyramid shapes. e.g. b</p>	<p>English Spelling <u>approx. 30-40 mins</u> Read your spelling words from Unit 10 www.soundwaveskids.com.au <u>Write your words into your book.</u></p> <p>Draw a few flowers with large petals and write your spelling words inside the petals, leaves and stem.</p>

Monday	Tuesday	Wednesday	Thursday	Friday
		<p>the end.</p> <p>e.g. Start your question with “What”, “Where”, “Who”, “How”</p> <p>Read the question to another person at home and get them to answer it.</p> <p>Explore some sounds and play the games for this unit on www.soundwaves.kids.com.au</p> <p><u>Reading</u> <u>Approx. 30 mins</u></p> <p>Choose a fiction book to read and explain it to someone at home. Remember to tell them about the characters, the beginning the middle and the end.</p> <p>Search for 5 proper nouns and 5 common</p>	<p>b l b l u b l u e</p> <p>Explore some sounds and play the games for this unit on www.soundwaves.kids.com.au</p> <p><u>Reading</u> <u>Approx. 30 mins</u></p> <p>Choose a fiction book to read and draw a picture of your favourite part.</p> <p>Search for 5-10 adjectives from your book. These are describing words.</p> <p>Use these words to write interesting sentences.</p> <p><u>Writing</u> <u>Approx. 30-40 mins</u></p> <p>In your book write down</p>	<p>Explore some sounds and play the games for this unit on www.soundwaves.kids.com.au</p> <p><u>Reading</u> <u>Approx. 30 mins</u></p> <p>Choose a fiction book to read and draw a picture of your favourite character.</p> <p>Write a detailed description of a character using adjectives. Remember to describe their personality as well as their physical appearance.</p> <p><u>Writing</u> <u>Approx. 30-40 mins</u></p> <p>Write a letter to your friend telling them what you have been doing. Ask them questions about their time away</p>

	Monday	Tuesday	Wednesday	Thursday	Friday
			<p>nouns and write them in your book. Write some sentences using these nouns. Remember proper nouns have capital letters.</p> <p>Writing Approx. 30-40 mins Write an acrostic poem about Autumn. E.g. Amazing leaves falling down Under the shade of the tree T U M N Decorate and draw pictures on your poem. Don't forget to do a border!</p>	<p>2 people who have helped you. Write 3 things they do that you are thankful for.</p> <p>e.g. I am thankful for my gorgeous mum because she always makes my delicious favourite dinner.</p>	<p>from school.</p>
Break	Break 25 mins	Break 25 mins	Break 25 mins	Break 25 mins	Break 25 mins
Middle			<p>Mathematics Approx. 40-50 mins Today's magic number</p>	<p>Mathematics Approx. 40-50 mins Today's magic number</p>	<p>Mathematics Approx. 40-50 mins Today's magic number</p>

Monday	Tuesday	Wednesday	Thursday	Friday
		<p>is 15. Use the “2-digit Number of the Day” sheet as a guide to write facts in your work books about today’s number.</p> <p>In your book make a timetable of your day. Draw a clock face showing the time that you started each activity. e.g. Finish school work at 3 o’clock</p>  <p>3:00</p> <p>Go to the games section and play a game on www.imathskids.com.au</p>	<p>is 27. Use the “2-digit Number of the Day” sheet as a guide to write facts in your work books about today’s number.</p> <p>Flip a coin 10 times, and record heads or tails using tally marks in your book. Flip the coin again 10 times and see if your results were any different. Why/why not?</p> <p>OR</p> <p>Roll a dice 20 times. Answer these questions in your book.</p> <p>What are your results? What number rolled the most?</p> <p>Did you expect this?</p> <p>If you did this experiment again, would your results be the same?</p> <p>Go to the games section</p>	<p>is 43. Use the “2-digit Number of the Day” sheet as a guide to write facts in your work books about today’s number.</p> <p>Draw two columns in your book with the headings likely and unlikely.</p> <p>Write and draw 5 events in each column under each heading.</p> <p>Go to the games section and play a game on www.imathskids.com.au</p> <p><u>Handwriting</u> <u>Approx. 20 mins</u></p> <p>Practice the letter b in your book. Remember starting at the top and making sure the b sits on the line.</p>

Monday	Tuesday	Wednesday	Thursday	Friday
		<p><u>Handwriting</u> <u>Approx. 20 mins</u></p> <p>Practice the letter g in your book. Remember starting at the top and making sure the g sits on the line.</p> <p>g g</p> <p>Now copy this sentence into your book:</p> <p>Good girls giggle graciously.</p>	<p>and play a game on www.imathskids.com.au</p> <p><u>Handwriting</u> <u>Approx. 20 mins</u></p> <p>Practice the letter k in your book. Remember starting at the top and making sure the k sits on the line.</p> <p>k k</p> <p>Now copy this sentence into your book:</p> <p>Kenneth the kooky knight clinked and creaked.</p>	<p>b </p> <p>Now copy this sentence into your book:</p> <p>Big beautiful butterflies bobbed about the blooms.</p>
Break	Break 1 hour	Break 1 hour	Break 1 hour	Break 1 hour

	Monday	Tuesday	Wednesday	Thursday	Friday
Afternoon			<p>Geography Approx. 1 hour</p> <p>Hurray! You have been given a ticket to any state in Australia with your family!</p> <p>Looking at your map from last Monday, which state would most like to go to and why? Write a paragraph explaining why.</p> <p>What would you like to see/do there?</p> <p>What landmarks are in the state?</p> <p>What big cities are in that state?</p> <p>Draw/print some of these landmarks and glue into your book.</p>	<p>Science and Technology Approx. 1 hour</p> <p>Draw and label 5 things you can push in your house. Draw and label 5 things you can pull in your house.</p> <p>Can you draw an arrow which way the force is pushing or pulling on your pictures?</p>	<p>Creative Arts Approx. 1 hour</p> <p>Find some interesting leaves and lay them on the table. Place a piece of blank paper on top of the leaves. Using a pencil/crayon on its side, lightly shade over the top. The shape of the leaves should come through on your piece of paper.</p> <p>Repeat with different leaves and colours until you have an Autumn masterpiece!</p> <p>Keep your artwork somewhere safe so when we return to school, we can display them in the classroom!</p>

Name: _____ Date: _____

2-DIGIT NUMBER OF THE DAY


Word Form:		Digit Form:

Tens	Ones

Expanded Form:


_____ + _____ = _____

Number Pattern:

Abacus	
	
Tens	Ones

Greater than:
>

Less than:
<



Soundwaves Term 2 Week 1 List Words

- . go
- . ago
- . goes
- . going
- . gone
- . glad
- . game
- . gave
- . gate
- . give
- . green
- . grow
- . good

- . bigger
- . biggest
- . again
- . begin
- . wiggle
- . begged
- . begging

Sight Words

- cry
- didn't
- first
- gone
- Eight









































Word Work Grid

Complete each of the activities in this grid. Write the date you completed each activity on the line provided.

<p style="text-align: center;">Syllable Sort</p> <p>Write your spelling words in order from the least amount of syllables to the most. Words with the same number of syllables should be in alphabetical order.</p> <p>Date: _____</p>	<p style="text-align: center;">Odd One Out</p> <p>For each of your spelling words, write four words. One is your spelling word, two relate to your spelling word and one is the odd word out that doesn't fit with the other two.</p> <p>Date: _____</p>	<p style="text-align: center;">Wacky Words</p> <p>On a sheet of paper, write your spelling words in different directions, filling up the whole sheet. Use different colours and types of writing for each word.</p> <p>Date: _____</p>	<p style="text-align: center;">Word Detective</p> <p>Write three clues about each of your spelling words. Ask someone to try to guess your spelling words using your clues.</p> <p>Date: _____</p>	<p style="text-align: center;">Digging in the Dictionary</p> <p>Use a dictionary to find the definition and write a sentence for each of your spelling words.</p> <p>Date: _____</p>
<p style="text-align: center;">Rhyming Wheels</p> <p>Think of as many words as you can that rhyme with your spelling words.</p> <p>Date: _____</p>	<p style="text-align: center;">Alliteration</p> <p>Write a sentence for each of your spelling words using as much alliteration as possible.</p> <p>Date: _____</p>	<p style="text-align: center;">Sentence Smart</p> <p>Write a sentence for each of your spelling words.</p> <p>Date: _____</p>	<p style="text-align: center;">Story Time</p> <p>Write a story using as many of your spelling words as you can. Underline each of your spelling words.</p> <p>Date: _____</p>	<p style="text-align: center;">Sort Them Out</p> <p>Sort the words on your spelling list into three different categories of your choice.</p> <p>Date: _____</p>
<p style="text-align: center;">Word Search</p> <p>Create your own word search using all the words on your spelling list.</p> <p>Date: _____</p>	<p style="text-align: center;">Handwriting Hero</p> <p>Write out your spelling words in your very best cursive hand writing.</p> <p>Date: _____</p>	<p style="text-align: center;">Letter Lingo</p> <p>Write a letter to a friend. Use as many spelling words in your letter as you can.</p> <p>Date: _____</p>	<p style="text-align: center;">Words Within Words</p> <p>Make a list of as many smaller words as you can find from your spelling list.</p> <p>Date: _____</p>	<p style="text-align: center;">Code Breaker</p> <p>Use the code guide to make a code for each of your spelling words.</p> <p>Date: _____</p>



Some activities and ideas for home for parents of primary and early learners

- Make or do a jigsaw puzzle  Try some origami  Create an obstacle course 
- Bake or cook something  Learn a magic trick  Paint or draw a picture 
- Make a joke book  Take photos of 10 living things  Build a blanket fort 
- Plan and hold a picnic  Make your own kite  Try a new board game 
- Play indoor mini-golf  Play Limbo  Write a letter to your future self 
- Potato sack race with pillow cases  Hold a tea-party  Make a time capsule 
- Hold a Karaoke concert  Play hide and seek  Open a pretend store 
- Blindfolded taste test  Look at photo albums  Have a paper plane contest 
- Play Pictionary  Play dress up  Play Restaurant  Try Yoga 
- Make a shoebox diorama  Learn a new card game  Put on a play 
- Make or play an instrument  Create a treasure hunt  Write or recite poem 
- Have a talent show  Make handmade presents  Choreograph a dance 
- Read a new book from the library  Play water bottle bowling 
- Play life-size Noughts and Crosses  Build the tallest tower 