

# Framework for Learning from Home – Year 1: Week 2


## 一年级家庭学习大纲 第二学期 第二周

You will need help from a parent/carer. Show each completed activity to your parents so they can check it and/or help you post it on Seesaw. 你需要家长的帮助。向家长汇报每个完成的活动，以便他们检查并帮你将作业上传 Seesaw 上。

	Monday 星期一	Tuesday 星期二	Wednesday 星期三	Thursday 星期四	Friday 星期五
<b>Task 任务</b>	Think of 4 ways you can help your family today. 想想今天你能帮助家人的 4 种方法。	First way you can help your family. 你能帮助家人的第一种方法。	Second way you can help your family. 你能帮助家人的第二种方法。	Third way you can help your family. 你能帮助家人的第三种方法。	Fourth way you can help your family. 你能帮助家人的第四种方法。
<b>Session 1 第一节</b>	<b>English 英文</b> <b><u>Sound Waves</u></b> Go to <u>Unit 11</u> on <a href="http://www.soundwaves.kids.com.au">www.soundwaves.kids.com.au</a> . This week's sound is "u o". Click on the <i>Sound Info Kit</i> . Listen to the chant and do the actions. Click on <i>List Words</i> , read your "u o" words and write them on a piece of paper. Explore the "u o" sound further by clicking on the	<b>English 英文</b> <b><u>Sound Waves</u></b> Practise your "u o" List Words by writing a sentence for each word. Choose and complete an activity from the Word Work Grid. Explore the "u o" sound and play the <i>Grapheme Sort</i> game on <a href="http://www.soundwaves.kids.com.au">www.soundwaves.kids.com.au</a> 练习你的"u""o"单词,	<b>English 英文</b> <b><u>Sound Waves</u></b> Practise writing your "u o" List Words in alphabetical order. Choose and complete an activity from the Word Work Grid. Explore the "u o" sound and play the <i>List Words Beginnings and Endings</i> game on <a href="http://www.soundwaves.kids.com.au">www.soundwaves.kids.com.au</a>	<b>English 英文</b> <b><u>Sound Waves</u></b> Play 'bingo' using your "u o" List Words. Choose and complete an activity from the Word Work Grid. Explore the "u o" sound and play the <i>Unjumbler</i> game on <a href="http://www.soundwaves.kids.com.au">www.soundwaves.kids.com.au</a> 用"u o"单词玩"宾果"游戏。从 Word Work Grid	<b>English 英文</b> <b><u>Sound Waves</u></b> Play fly swat with your "u o" List Words. An adult says a word, you find the word and splat it with your hand. Choose and complete an activity from the Word Work Grid. Explore the "u o" sound and play the <i>Grapheme Trek</i> game on <a href="http://www.soundwaves.kids.com.au">www.soundwaves.kids.com.au</a>

	Monday 星期一	Tuesday 星期二	Wednesday 星期三	Thursday 星期四	Friday 星期五
	<p><i>Segmenting Tool</i>. Use this tool to work out how many sounds there are in each word (<i>dog</i> has 3 sounds d/o/g and <i>shop</i> has 3 sounds sh/o/p.)</p> <p>链接进入第十一单元 <a href="http://www.soundwaveskids.com.au">www.soundwaveskids.com.au</a> 本周学的是"u o"的发音。单击 <i>Sound Info Kit</i>, 听儿歌, 做动作。</p> <p>单击 <i>List Words</i>, 读读"o,u"字, 并写下来。</p> <p>单击 <i>Segmenting Tool</i> 可以学到更多有关"o,u"的知识。还可以发现每个单词中能听到几个音 (<i>dog</i> 狗 = 3 个音 d/o/g, <i>shop</i> 商店 = 3 个音 sh/o/p)。</p> <p><b>Reading 阅读</b></p> <p>Choose a <i>non-fictional</i> book to read aloud with a parent/carer. Before reading, what do you already know about the topic?</p> <p>Read the book aloud together and answer</p>	<p>用每个单词造个句子。从 Word Work Grid 中选择并完成一项活动。</p> <p>学学"u,o"发音, 并玩玩 <i>Grapheme Sort</i> 游戏。</p> <p><b>Reading 阅读</b></p> <p>Choose a <i>fictional</i> book to read aloud with a parent/carer. Before reading the book, talk about what you think is going to happen by looking at the pictures?</p> <ul style="list-style-type: none"> <li>• What do you think will happen at the end of the story?</li> <li>• What do you think is going to happen next in the story based on what you already know?</li> </ul> <p>选一本故事书, 与家长一起大声朗读。在开始读书前, 根据插图你认为这本书讲的是什么。</p> <ul style="list-style-type: none"> <li>• 你认为故事的结尾会发</li> </ul>	<p>练习按字母顺序写"u o"单词。从 Word Work Grid 中选择并完成一项活动。</p> <p>练练"u,o"发音, 并玩玩 <i>List Words Beginnings and Endings</i> 游戏。</p> <p><b>Reading 阅读</b></p> <p>Choose a <i>non-fictional</i> book to read aloud with a parent/carer.</p> <p>Before reading, what do you already know about the topic?</p> <p>Read the book aloud together. Answer these questions.</p> <ul style="list-style-type: none"> <li>• What was this book about?</li> <li>• What are three facts you have learnt from reading it?</li> </ul> <p>选一本非故事类的书, 和家长一起大声朗读。在阅读前, 你对这个主题有多少了解了?</p>	<p>中选择并完成一项活动。</p> <p>学学"u,o"发音, 并玩玩 <i>Unjumbler</i> 游戏。</p> <p><b>Reading 阅读</b></p> <p>Choose a <i>fictional</i> book to read aloud with a parent/carer.</p> <ul style="list-style-type: none"> <li>• Read it aloud together.</li> <li>• Does it have a good beginning and ending?</li> <li>• Are the characters interesting? What makes them interesting?</li> <li>• Which illustration in the story was your favourite? Why?</li> </ul> <p>选一本故事书,</p> <ul style="list-style-type: none"> <li>•与家长一起大声朗读。</li> <li>• 你喜欢故事的开头结尾吗?</li> <li>• 书中的主人公有趣吗? 为什么有趣?</li> </ul>	<p><a href="http://om.au">om.au</a></p> <p>写下"u,o"单词, 大人说个单词, 你用手拍一下那个单词。</p> <p>从 Word Work Grid 中选择并完成一项活动。</p> <p>练练"u,o"发音, 并玩玩 <i>Grapheme Trek</i> 游戏。</p> <p><b>Reading 阅读</b></p> <p>Choose a <i>non-fictional</i> book to read aloud with a parent/carer. Read it aloud together.</p> <ul style="list-style-type: none"> <li>• How does the title describe the content of the book?</li> <li>• Was the title a good one for this book? Why or why not?</li> </ul> <p>选择一本非故事类的书, 和家长一起大声朗读。</p> <ul style="list-style-type: none"> <li>• 书名与内容相符吗?</li> <li>• 这本书的书名得当吗? 说出原因。</li> </ul>

Monday 星期一	Tuesday 星期二	Wednesday 星期三	Thursday 星期四	Friday 星期五
<p>these questions.</p> <ul style="list-style-type: none"> <li>• What was this book about?</li> <li>• What are three facts you have learnt from reading it?</li> </ul> <p>选择一本非故事类的书, 和家长一起大声朗读。在阅读前, 你对这个主题有多少了解了?</p> <p>一起大声朗读这本书, 回答以下问题:</p> <ul style="list-style-type: none"> <li>• 这本书是关于什么的?</li> </ul> <ul style="list-style-type: none"> <li>• 从阅读中学到了哪三个事实?</li> </ul> <p><b>Writing</b></p> <p>What did you do on the weekend? Write a simple recount in your workbook or on a paper. Try and include who, when, where, why, what. Don't forget to use your sentence starters, First, Then and Finally to make your writing more interesting.</p>	<p>生什么?</p> <ul style="list-style-type: none"> <li>• 猜猜之后的故事会发生什么?</li> </ul> <p><b>Writing</b></p> <p>Information Report</p> <p>A <b>habitat</b> is a word that means where an animal <b>lives</b>. Using the words koala, Australia and eucalyptus trees. Write a sentence that describes where koalas live (habitat).</p> <p><u>写作</u></p> <p>报告</p> <p>栖息地是指动物生活的地方。用考拉、澳大利亚和桉树这三个词。写一个句子, 描述一下考拉的居住地(栖息地)。</p>	<p>一起大声朗读这本书, 回答以下问题:</p> <ul style="list-style-type: none"> <li>• 这本书是关于什么的?</li> </ul> <ul style="list-style-type: none"> <li>• 从阅读中学到了哪三个事实?</li> </ul> <p><b>Writing</b></p> <p>Imagine a bird just flew into your home! Write a sizzling sentence. Start your sentence with onomatopoeia, such as BANG! SMASH!. Try to be mysterious. Do not <b>tell</b> us that it is a bird but <b>show</b> us. For example, CRASH! Bang! A large, brown creature covered in feathers flew across my lounge room.</p> <p>Be as creative as you like!</p> <p><u>写作</u></p> <p>想象一下, 一只鸟刚刚飞进了你的家! 用拟声词开始你的写作(例如 CRASH! BANG!)。神秘点, 不要告诉我们这是一只鸟, 要描写。例如,</p>	<ul style="list-style-type: none"> <li>• 你最喜欢故事中的哪幅插图? 为什么?</li> </ul> <p><b>Writing</b></p> <p>Write a procedure about <i>How to Brush your Teeth</i> Remember each sentence should start with a verb and your sentences must be in order. Use these sentence starters.</p> <ol style="list-style-type: none"> <li>1. Turn on...</li> <li>2. Put your toothbrush under...</li> <li>3. Squeeze toothpaste onto...</li> <li>4. Brush your...</li> <li>5. Spit out the...</li> <li>6. Rinse your mouth with....</li> <li>7. Turn off...</li> </ol> <p><u>写作</u></p> <p>写一篇如何刷牙的步骤程序。每个句子中的第一个单词必须是动词。你的句子必须有顺序。按此开头完成句子。</p> <ol style="list-style-type: none"> <li>1. 打开...</li> <li>2. 把你的牙刷放在...</li> </ol>	<p><b>Writing</b></p> <p>On Sunday it will be Mother's Day. It is a very special day where we celebrate our amazing mums and grandmas. Fold a piece of paper in half and make a Mother's Day card. Choose who you would like to give it to. Here is an example of what you can write.</p> <p>Dear _____ Happy Mother's Day! I love you so much!</p> <p>From _____</p> <p><u>写作</u></p> <p>星期天是母亲节。这是一个非常特别的日子, 我们为妈妈和奶奶庆祝母亲节。将一张纸折成两半, 制作母亲节贺卡。你可以选择写给妈妈或奶奶。下面是您可以编写的内容的示例。</p>

	Monday 星期一	Tuesday 星期二	Wednesday 星期三	Thursday 星期四	Friday 星期五
	<p>写作</p> <p>你周末做什么了？在本子上写篇叙述文，讲讲你周末做什么了？。文章要包括谁，何时，在哪里，为什么，什么。别忘了句子开头用：首先，然后，最后，让你的写作更有趣。</p>		<p>CRASH! Bang! A large, brown creature covered in feathers flew across my lounge room.</p> <p>发挥你的想象力!</p>	<p>3.把牙膏挤到...</p> <p>4.刷...</p> <p>5.吐出...</p> <p>6.用... 漱口</p> <p>7.关掉...</p>	<p>亲爱的 _____</p> <p>祝您母亲节快乐! 我爱您!</p> <p>你的女儿/孙女 _____</p>
<b>Break</b> 休息	<p>Break (30mins)</p> <p>Eat and Play</p> <p>休息三十分钟，吃好玩玩</p>	<p>Break (30mins)</p> <p>Eat and Play</p> <p>休息三十分钟，吃好玩玩</p>	<p>Break (30mins)</p> <p>Eat and Play</p> <p>休息三十分钟，吃好玩玩</p>	<p>Break (30mins)</p> <p>Eat and Play</p> <p>休息三十分钟，吃好玩玩</p>	<p>Break (30mins)</p> <p>Eat and Play</p> <p>休息三十分钟，吃好玩玩</p>
<b>Session 2</b> 第二节	<p><b>Mathematics 数学</b></p> <p><b>Number Talk 数字谈话</b></p> <p>Choose your favourite number and show it in different ways. For example, number 9:</p> <p>-nine</p> <p>-8+1=</p> <p>- </p> <p>._9<sup>th</sup></p> <p>-9 o'clock</p> <p>_.*****</p>	<p><b>Mathematics 数学</b></p> <p><b>Subtraction 减法</b></p> <p>Using your knowledge of friends of ten or twenty. Write some subtraction facts.</p> <p>Eg 10-4=6</p> <p>10-7=3</p> <p>Remember always start with 10 (the larger number). You may want to use some items to help you.</p> <p>利用你对十或二十数字的了解。写一些减法式子。</p>	<p><b>Mathematics 数学</b></p> <p><b>Subtraction 减法</b></p> <p>Write 4 subtraction sentences. You may like to use these words to help you <i>flew away, lost, ate, took away, swam away, fell out, broke</i></p> <p>For example,</p> <p>There were 7 apples on a tree and 3 fell down. How many apples were left on the tree?</p> <p>9 birds were in a nest and 2 flew away. How many birds were left in</p>	<p><b>Mathematics 数学</b></p> <p><b>Length</b></p> <p>Draw a picture of members of your family from shortest to tallest.</p> <p>长度</p> <p>画一张你的家庭成员画，从最矮到最高的顺序排列。</p> <p>Play some of the games on 在此链接玩游戏 <a href="http://www.imathskids.com.au">www.imathskids.com.au</a></p> <p><b>PDHPE 德育体育</b></p>	<p><b>Mathematics 数学</b></p> <p><b>Length</b></p> <p>Choose 3 items around your home eg pencil, rubber, ruler, spoon or fork. Complete these sentences:</p> <p>The _____ is <b>longer</b> than the _____.</p> <p>The _____ is <b>shorter</b> than the _____.</p> <p>The _____ is the shortest of all 3 items.</p> <p>The _____ is the</p>

Monday 星期一	Tuesday 星期二	Wednesday 星期三	Thursday 星期四	Friday 星期五
<p>选择一个数字，并以不同的方式呈现它。例如，数字 9：（请看老师给的例子）。</p> <p>Play some Subtraction games on 在此链接玩玩减法游戏 <a href="http://www.imathskids.com.au">www.imathskids.com.au</a></p> <p><b>PDHPE 德育体育</b></p> <p>Practise throwing and catching a large ball with a family member. If you can catch the ball 10 times without dropping it, take a step backwards. See how far back you can go and still catch the ball!</p> <p>和家人一起玩扔球和接球游戏。如果你能接住 10 次球而不落地，就相距远些。</p>	<p>例如 <math>10-4\times 6</math></p> <p><math>10-7\times 3</math></p> <p>请记住，始终以 10 开头（数字越大）。您可能需要使用一些项目来帮助您。</p> <p>Play some Subtraction games on 在此链接玩玩减法游戏 <a href="http://www.imathskids.com.au">www.imathskids.com.au</a></p> <p><b>PDHPE 德育体育</b></p> <p>Watch a Cosmic Kids Yoga video and follow the fun movements on <a href="http://www.youtube.com/user/CosmicKidsYoga">www.youtube.com/user/CosmicKidsYoga</a></p> <p>or make up your own Yoga moves listening to music.</p> <p>观看 Cosmic Kids Yoga 儿童瑜伽视频，跟着一起做 <a href="http://www.youtube.com/user/CosmicKidsYoga">www.youtube.com/user/CosmicKidsYoga</a></p> <p>或听一些轻松的音乐，自</p>	<p>the tree?</p> <p>写四个减法句子。你可以用这些词来帮助你: <i>flew away, lost, ate, took away, swam away, fell out, broke</i></p> <p>例如：树上有 7 个苹果，3 个掉了下来。树上还剩多少苹果？ 9 只鸟在一个巢里，2 只飞走了。树上还剩多少只鸟？</p> <p>Play some of the games on 在此链接玩玩游戏 <a href="http://www.imathskids.com.au">www.imathskids.com.au</a></p> <p><b>PDHPE 德育体育</b></p> <p>Put your favourite song on and do</p> <p>-10 jumps -10 star jumps -10 hops -10 of your choice</p> <p>Repeat!</p> <p>打开你最喜欢的歌，做</p> <p>-10 下跳 -10 下星跳 -10 下单脚跳</p>	<p>Watch a Just Dance video and follow the fun movements on <a href="https://www.youtube.com/channel/UChIjW4BWKLqpojTrS_tX0mg">https://www.youtube.com/channel/UChIjW4BWKLqpojTrS_tX0mg</a></p> <p>or choose a song and make up your own dance moves.</p> <p>看链接跟着跳。或自选歌曲自创舞步。</p>	<p>longest of all 3 items. 长度</p> <p>在家里选择三样东西，如铅笔、橡皮、尺子、勺子或叉子。完成下列句子：</p> <p>这个——比那个——长。 这个——比那个——短。 三样物品中最短的是——。 这三样物品中最长的是——。</p> <p>Play some of the games on <a href="http://www.imathskids.com.au">www.imathskids.com.au</a></p> <p>在此链接玩玩游戏</p> <p><b>PDHPE 德育体育</b></p> <p>Practise bouncing a large ball with a family member. If you can bounce the ball 10 times, move backwards. See how far back you can go and still bounce the ball!</p> <p>和家人一起扔球玩，球要在地面上弹一下，才能接。如果能接球 10 次，向后</p>

	Monday 星期一	Tuesday 星期二	Wednesday 星期三	Thursday 星期四	Friday 星期五
		创瑜伽动作。	-10 下自选动作 重复!		移动拉开距离。
<b>Break</b>	Break (1 hour) Eat and Play 休息一小时, 吃吃玩玩	Break (1 hour) Eat and Play 休息一小时, 吃吃玩玩	Break (1 hour) Eat and Play 休息一小时, 吃吃玩玩	Break (1 hour) Eat and Play 休息一小时, 吃吃玩玩	Break (1 hour) Eat and Play 休息一小时, 吃吃玩玩
<b>Session 3</b>	<p><b>PDHPE 德育体育</b></p> <p>Draw 3 pictures of how you are being a: Respectful Responsible Learner at home. 画 3 张图, 看看你在家是怎样遵守学校纪律的: 尊重 负责 认真学习</p>	<p><b>Science &amp; Technology 科学</b></p> <p><b><u>Living World</u></b> Match the animal to its correct habitat. Draw these animals in their correct habitat in your workbook or paper. <b>Animals:</b> Koala      Wombat Platypus    Kangaroo <b>Habitats:</b> Grasslands Burrows Eucalyptus tree Burrows close to water <b>生物世界</b> 把动物和它正确的栖息地配对。在练习册或纸上画出这些动物在正确的栖息</p>	<p><b>Creative Arts 美育</b></p> <p><b><u>Visual Arts 美术</u></b> Think of your Sound Waves sound for this week. Create an artwork or draw a picture of something beginning with that letter. For example, a love heart or umbrella. 想想这周 <b><u>Sound Waves</u></b> 中所学的字母, 创作一件艺术品或画一幅图画, 画的是以此字母为开头的物品。例如, 一颗爱心或一把伞。</p>	<p><b>History 历史</b></p> <p><b><u>Past and Present 过去和现在</u></b> Ask your parent or grandparent what their favourite toy was in the <i>past</i>. Tell them what your favourite toy is in the <i>present</i>. Talk about how they are the same or different. Fold your page in half and label one side past and the other side present. Draw the toy from the past and the toy from the present. 问问你的父母或祖父母他们过去最喜欢的玩具是什么。告诉他们你现在最喜欢的玩具是什么。谈谈它们有何相同或不同之处。</p>	<p><b>Activities 活动</b> Choose one of the activities to complete from the 'Some activities and ideas for home' sheet below. 从下面的“家庭活动”表中选择并完成一项活动。</p>

	Monday 星期一	Tuesday 星期二	Wednesday 星期三	Thursday 星期四	Friday 星期五
		<p>地。</p> <p><u>动物:</u></p> <p>考拉, 袋熊, 鸭嘴兽, 袋鼠</p> <p><u>栖息地:</u></p> <p>草地, 地洞, 桉树, 靠水的地洞</p>		<p>把纸对折, 一边写<u>过去</u>, 另一边写<u>现在</u>。然后画出与之相对应的玩具。</p>	

up

must

us

jump

but

much

bus

duck

run

come

cup

some

drum

love

shut

done



- Please use words from Soundwaves Unit 11 -

































### Word Work Grid

Complete each of the activities in this grid. Write the date you completed each activity on the line provided.

<p align="center"><b>Syllable Sort</b></p> <p>Write your spelling words in order from the least amount of syllables to the most. Words with the same number of syllables should be in alphabetical order.</p> <p>Date: _____</p>	<p align="center"><b>Odd One Out</b></p> <p>For each of your spelling words, write four words. One is your spelling word, two relate to your spelling word and one is the odd word out that doesn't fit with the other two.</p> <p>Date: _____</p>	<p align="center"><b>Wacky Words</b></p> <p>On a sheet of paper, write your spelling words in different directions, filling up the whole sheet. Use different colours and types of writing for each word.</p> <p>Date: _____</p>	<p align="center"><b>Word Detective</b></p> <p>Write three clues about each of your spelling words. Ask someone to try to guess your spelling words using your clues.</p> <p>Date: _____</p>	<p align="center"><b>Digging in the Dictionary</b></p> <p>Use a dictionary to find the definition and write a sentence for each of your spelling words.</p> <p>Date: _____</p>
<p align="center"><b>Rhyming Wheels</b></p> <p>Think of as many words as you can that rhyme with your spelling words.</p> <p>Date: _____</p>	<p align="center"><b>Alliteration</b></p> <p>Write a sentence for each of your spelling words using as much alliteration as possible.</p> <p>Date: _____</p>	<p align="center"><b>Sentence Smart</b></p> <p>Write a sentence for each of your spelling words.</p> <p>Date: _____</p>	<p align="center"><b>Story Time</b></p> <p>Write a story using as many of your spelling words as you can. Underline each of your spelling words.</p> <p>Date: _____</p>	<p align="center"><b>Sort Them Out</b></p> <p>Sort the words on your spelling list into three different categories of your choice.</p> <p>Date: _____</p>
<p align="center"><b>Word Search</b></p> <p>Create your own word search using all the words on your spelling list.</p> <p>Date: _____</p>	<p align="center"><b>Handwriting Hero</b></p> <p>Write out your spelling words in your very best cursive hand writing.</p> <p>Date: _____</p>	<p align="center"><b>Letter Lingo</b></p> <p>Write a letter to a friend. Use as many spelling words in your letter as you can.</p> <p>Date: _____</p>	<p align="center"><b>Words Within Words</b></p> <p>Make a list of as many smaller words as you can find from your spelling list.</p> <p>Date: _____</p>	<p align="center"><b>Code Breaker</b></p> <p>Use the code guide to make a code for each of your spelling words.</p> <p>Date: _____</p>



# Some activities and ideas for home for parents of primary and early learners

- Make or do a jigsaw puzzle  Try some origami  Create an obstacle course 
- Bake or cook something  Learn a magic trick  Paint or draw a picture  Build a blanket fort 
- Make a joke book  Take photos of 10 living things  Try a new board game 
- Plan and hold a picnic  Make your own kite  Write a letter to your future self 
- Play indoor mini-golf  Play Limbo  Hold a tea-party  Make a time capsule 
- Potato sack race with pillow cases  Play hide and seek  Open a pretend store 
- Hold a Karaoke concert  Look at photo albums  Have a paper plane contest 
- Blindfolded taste test  Play Restaurant  Try Yoga 
- Play Pictionary  Learn a new card game  Put on a play 
- Make a shoebox diorama  Create a treasure hunt  Write or recite poem 
- Make or play an instrument  Make handmade presents  Choreograph a dance 
- Have a talent show  Play water bottle bowling 
- Read a new book from the library  Build the tallest tower 
- Play life-size Noughts and Crosses 

