





Framework for Learning from Home – Year 3

Term 2: Week 3

For some of the activities below you may need your parents help. Show each completed activity to your parents to check and upload to Seesaw if required.

	Monday	Tuesday	Wednesday	Thursday	Friday
Session 1	<p>English</p> <p>Reading: Read one chapter of a book at home or read a text from your school magazine</p> <p>Responding to Text: Think of 3 questions you would like to ask the author of the text you are reading. Discuss with a family member.</p> <p>Spelling: Complete an activity from the Word Work Grid based around your Spelling List.</p>	<p>English</p> <p>Reading: Read one chapter of a book at home or read a text from your school magazine</p> <p>Responding to Text: Making connections: Does the story you are reading remind you of other books or films?</p> <p>Writing: Write a sizzling start for a persuasive text. Your topic is ‘Cats versus Dogs – which one makes a better pet’.</p> <p>Remember: You are not writing the whole argument, just the sizzling start.</p>	<p>English</p> <p>Writing: Find 5 headlines (from newspapers, online etc.) that grab your attention. Headlines are a great example of a sizzling start. Come up with 3 of your own headlines but keep them sensible and appropriate.</p> <p>Geography: Australia & Its Neighbours</p> <p>On a world map, locate Australia. Identify three other neighbouring countries which are <u>closest to</u> Australia. What makes them our</p>	<p>English</p> <p>Reading: Read one chapter of a book at home or read a text from your school magazine</p> <p>Responding to Text: Look at the setting of the story. Where does the story take place? How do you know this? Discuss with a family member.</p> <p>Writing: Write a sizzling start for a persuasive text. Your topic is: ‘Should computers replace teachers?’</p> <p>Remember: You are not writing the whole</p>	<p>English</p> <p>Reading: Read one chapter of a book at home or read a text from your school magazine</p> <p>Journal Writing: Write and draw what you wish you were doing today. Start your journal writing using a sizzling start. You can start with dialogue, a question, rule of three or onomatopoeia.</p>

	Monday	Tuesday	Wednesday	Thursday	Friday
		Spelling: Complete an activity from the Word Work Grid based around your Spelling List.	neighbours? Compare Australia to one neighbouring country, such as Vanuatu. https://dolphinkids.edublogs.org/tag/australias-neighbouring-countries/ What are the similarities and differences between Australia and Vanuatu?	argument, just the sizzling start.	
Break	Break (30 mins) Eat & Play	Break (30 mins) Eat & Play	Break (30 mins) Eat & Play	Break (30 mins) Eat & Play	Break (30 mins) Eat & Play
Session 2	<p>Mathematics: Multiplication-</p> <p>Skip count by 2s, 3s, 5s or 10s. Have a fun competition with your family members and see who can skip count in the fastest time. For example: 3, 6, 9, 12, 15, 18, 21, 30, 33, 36.</p> <p><i>Optional iMaths Activity- Go to the games section and choose an activity. Click the link: www.imathskids.com.au Access Code: these433</i></p>	<p>Mathematics: Multiplication- Rock/ Paper/Scissors with a twist-</p> <p>Play this game with a family member. Each player puts up fingers instead of rock, paper, or scissors. The first partner to multiply the two sets of fingers together and call out the product gets a point. The first player to 10 points, is the winner.</p> 	<p>Mathematics: Multiplication- Play this game with a family member. You will need a pack of playing cards (or you could make your own number cards). Each player picks up two cards to make a multiplication number sentence. E.g. 8 and 5</p>  <p>Whoever gets the highest answer keeps the cards. The player at the end with the most</p>	<p>Mathematics: Multiplication- This is an array which shows:</p> <p>3 rows of four $3 \times 4 = 12$ 4 columns of three $4 \times 3 = 12$</p>  <p>Draw an array and record the number sentence for:</p> <ul style="list-style-type: none"> - 2 columns of 5 - 3 rows of 3 - 2 columns of 6 	<p>Mathematics: Whole Number-</p> <p>Our number for today is 2500. Draw and write everything you know about 2500 (you can use any operation).</p> <p><i>Optional iMaths Activity- Go to the games section and choose an activity. Click the link: www.imathskids.com.au Access Code: these433</i></p>

	Monday	Tuesday	Wednesday	Thursday	Friday
			cards, wins.		
Break	Break (1 hour) Eat & Play	Break (1 hour) Eat & Play	Break (1 hour) Eat & Play	Break (1 hour) Eat & Play	Break (1 hour) Eat & Play
Session 3	<p>Geography: Australia & Its Neighbours</p> <p>On a world map, locate Australia. Identify three neighbouring countries which are <u>closest to</u> Australia. For example, Indonesia is a neighbouring country.</p>	<p>Science: Forces & Motion</p> <p>Using a ball, find and test three ways to move the ball using contact and non-contact forces. Draw a diagram using arrows to show how the forces are moving the ball.</p>	<p>Creative Arts: 3D Portraits</p> <p>Watch the video and follow the steps to create your own 3D self-portrait. https://www.youtube.com/watch?v=etdrl8FXmD0 You will need: - A4 sheets of different coloured paper - Scissors (ask your parents to help you) - Glue stick - Black marker. Have a look at the examples in the video and get creative.</p>	<p>Community Language</p> <p>Complete an activity from the Community Language framework on Seesaw.</p>	<p>PDHPE: Mindfulness Relaxation/Breathing Exercises</p> <p>Visit the website for the relaxation activity. https://www.youtube.com/watch?v=O29e4rRMrV4</p> <p>The Best Thing About Me</p> <p>Draw a picture of a flower. On each petal write the best things about you.</p> 

Word Work Grid

Complete each of the activities in this grid. Write the date you completed each activity on the line provided.

<p>Syllable Sort Write your spelling words in order from the least amount of syllables to the most. Words with the same number of syllables should be in alphabetical order.</p> <p>Date: _____</p>	<p>Odd One Out For each of your spelling words, write four words. One is your spelling word, two relate to your spelling word and one is the odd word out that doesn't fit with the other two.</p> <p>Date: _____</p>	<p>Wacky Words On a sheet of paper, write your spelling words in different directions, filling up the whole sheet. Use different colours and types of writing for each word.</p> <p>Date: _____</p>	<p>Word Detective Write three clues about each of your spelling words. Ask someone to try to guess your spelling words using your clues.</p> <p>Date: _____</p>	<p>Digging in the Dictionary Use a dictionary to find the definition and write a sentence for each of your spelling words.</p> <p>Date: _____</p>
<p>Rhyming Wheels Think of as many words as you can that rhyme with your spelling words.</p> <p>Date: _____</p>	<p>Alliteration Write a sentence for each of your spelling words using as much alliteration as possible.</p> <p>Date: _____</p>	<p>Sentence Smart Write a sentence for each of your spelling words.</p> <p>Date: _____</p>	<p>Story Time Write a story using as many of your spelling words as you can. Underline each of your spelling words.</p> <p>Date: _____</p>	<p>Sort Them Out Sort the words on your spelling list into three different categories of your choice.</p> <p>Date: _____</p>
<p>Word Search Create your own word search using all the words on your spelling list.</p> <p>Date: _____</p>	<p>Handwriting Hero Write out your spelling words in your very best cursive hand writing.</p> <p>Date: _____</p>	<p>Letter Lingo Write a letter to a friend. Use as many spelling words in your letter as you can.</p> <p>Date: _____</p>	<p>Words Within Words Make a list of as many smaller words as you can find from your spelling list.</p> <p>Date: _____</p>	<p>Code Breaker Use the code guide to make a code for each of your spelling words.</p> <p>Date: _____</p>

Core Spelling List

Spelling Rule- When a word ends in 'e' drop the 'e' before adding 'ed'	Letter Pattern 'eat'	High Frequency Words	Theme Words
glid <u>e</u> d glu <u>e</u> d judg <u>e</u> d phon <u>e</u> d acquir <u>e</u> d	whe <u>a</u> t repe <u>a</u> ting defe <u>a</u> ting treat <u>e</u> d heartbe <u>a</u> t	side leaving packed personal ringing	forces motion contact non-contact Australia neighbouring



Some activities and ideas for home for parents of primary and early learners

Make or do a jigsaw puzzle	Try some origami	Create an obstacle course
Bake or cook something	Learn a magic trick	Paint or draw a picture
Make a joke book	Take photos of 10 living things	Build a blanket fort
Plan and hold a picnic	Make your own kite	Try a new board game
Play indoor mini-golf	Play Limbo	Write a letter to your future self
Potato sack race with pillow cases	Hold a tea-party	Make a time capsule
Hold a Karaoke concert	Play hide and seek	Open a pretend store
Blindfolded taste test	Look at photo albums	Have a paper plane contest
Play Pictionary	Play dress up	Play Restaurant
Make a shoebox diorama	Learn a new card game	Put on a play
Make or play an instrument	Create a treasure hunt	Write or recite poem
Have a talent show	Make handmade presents	Choreograph a dance
Read a new book from the library	Play water bottle bowling	
Play life-size Noughts and Crosses	Build the tallest tower	

