


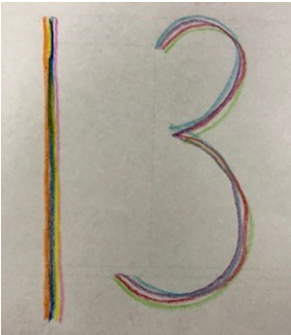
## Framework for Learning from Home – Early Stage 1, Term 2 Week 3

You will need help from a parent/carer. Show each completed activity to your parents so they can check it and/or help you post it on Seesaw.

	Monday	Tuesday	Wednesday	Thursday	Friday
Task	Can you make your bed?	Can you pack your toys away after you use them?	What act of kindness can you do for a family member today?	Can you help set the table for dinner?	Can you help a family member today?
Session 1	<p><b>Morning Routine</b></p> <p>Sing the 'Days of the Week' song</p> <p><a href="https://www.youtube.com/watch?v=mXMofxtDPUQ">https://www.youtube.com/watch?v=mXMofxtDPUQ</a></p> <p>Each day of the week has a hidden three letter word inside. Can you figure out what that word is? Tell your parent/carer.</p> <p><b>Soundwaves</b></p> <p>Today's sound is "oy" in 'boy'. Listen to the chant</p>	<p><b>Morning Routine</b></p> <p>Sing the 'Months of the Year' song</p> <p><a href="https://www.youtube.com/watch?v=IPeAo1hz8GA">https://www.youtube.com/watch?v=IPeAo1hz8GA</a></p> <p>Tell your parents the months of the year. Discuss what month we are in now, what month we were in before and what month comes next?</p> <p><b>Soundwaves</b></p> <p>Today's sound is "eer" in <b>deer</b>. Listen to the chant</p>	<p><b>Morning Routine</b></p> <p>Sing the 'Days of the Week' song</p> <p><a href="https://www.youtube.com/watch?v=mXMofxtDPUQ">https://www.youtube.com/watch?v=mXMofxtDPUQ</a></p> <p>Which days of the week are school days? How many are there? Which days of the week are the weekend? How many are there?</p> <p><b>Soundwaves</b></p> <p>Today's sound is "air" in <b>chair</b>. Listen to the</p>	<p><b>Morning Routine</b></p> <p>Sing the 'Months of the Year' song</p> <p><a href="https://www.youtube.com/watch?v=IPeAo1hz8GA">https://www.youtube.com/watch?v=IPeAo1hz8GA</a></p> <p>Which months are in winter? What do you like to do and eat in winter?</p> <p><b>Soundwaves</b></p> <p>Today's sound is "er" in <b>ladder</b>. Listen to the chant on seesaw.</p> <p>Explore the sound "er" on Soundwaves kids.</p>	<p><b>Morning Routine</b></p> <p>Sing the 'Seasons Song'</p> <p><a href="https://www.youtube.com/watch?v=8Zjpl6fgYSY">https://www.youtube.com/watch?v=8Zjpl6fgYSY</a></p> <p>The season now is Autumn. Look out the window. What is the weather like today? What is something you could wear in today's weather?</p> <p><b>Soundwaves</b></p> <p>Today's lesson will be a revision lesson. Explore all the sounds we have</p>

Monday	Tuesday	Wednesday	Thursday	Friday
<p>on seesaw.</p> <p>Explore the sound “oy” on Soundwaves kids.</p> <p><a href="http://www.soundwaveskids.com.au">www.soundwaveskids.com.au</a></p> <p>Complete the student book activity either by telling your parents the answers or completing the worksheet.</p> <p><b>English</b></p> <p>This week’s focus fox words are: <b>this, has, a, two, big, little, black</b></p> <p>Listen to the book Buttons by Joy Cowley on Seesaw which is read by Miss Karkoulas.</p> <p>There is a worksheet on Seesaw to go with this book. Can you unjumble the words to form a sentence and then write it underneath?</p> <p><b>Extension:</b> Can you re-write this sentence by including more words to make it sound more interesting. E.g This is a</p>	<p>on seesaw.</p> <p>Explore the sound “eer” on Soundwaves kids.</p> <p><a href="http://www.soundwaveskids.com.au">www.soundwaveskids.com.au</a></p> <p>Complete the student book activity either by telling your parents the answers or completing the worksheet.</p> <p><b>English</b></p> <p>Choose 2 colours and write your focus fox words: <b>this, has, a, two, big, little, black.</b></p> <p>Can you make a colour word pattern?</p> <p>Listen to the book Buttons by Joy Cowley on Seesaw which is read by Mrs Proctor.</p> <p>There is activity worksheet on Seesaw or in your take home pack from Monday to go with the story Buttons. Please complete these two activities.</p>	<p>chant on seesaw.</p> <p>Explore the sound “air” on Soundwaves kids.</p> <p><a href="http://www.soundwaveskids.com.au">www.soundwaveskids.com.au</a></p> <p>Complete the student book activity either by telling your parents the answers or completing the worksheet.</p> <p><b>English</b></p> <p>Can you robot write your focus fox words: <b>this, has, a, two, big, little, black</b></p> <p>E.g</p>  <p>Listen to the book Buttons by Joy Cowley on Seesaw which is read by Mrs Proctor.</p> <p>There is activity</p>	<p><a href="http://www.soundwaveskids.com.au">www.soundwaveskids.com.au</a></p> <p>Complete the student book activity either by telling your parents the answers or completing the worksheet.</p> <p><b>English</b></p> <p>Can you rainbow write your focus fox words Your focus fox words are: <b>this, has, a, two, big, little, black</b></p> <p>E.g <b>love</b></p> <p>Listen to the book Buttons by Joy Cowley on Seesaw which is read by Mrs Proctor.</p> <p>There is activity worksheet on Seesaw or in your take home pack from Monday to go with the story Buttons. Please complete these two activities.</p>	<p>learnt, their chant and action.</p> <p>Click on this link and press ‘<b>all sounds</b>’</p> <p><a href="https://online.fireflyeducation.com.au/program/soundwaves/graphemes/unit/1/soundinfo kit">https://online.fireflyeducation.com.au/program/soundwaves/graphemes/unit/1/soundinfo kit</a></p> <p><b>English</b></p> <p>Focus fox words: <b>this, has, a, two, big, little, black</b></p> <p>Write three different sentences using a different focus fox word in each sentence. Circle the focus fox word you have used. Read your sentences to a family member.</p> <p>Library time! Listen to the story read by our library teacher Mr Philpott.</p> <p><a href="https://drive.google.com/file/d/1QLSVjaS6_ptOxENt68o6PU1G6KURR2QK/view?usp=sharing">https://drive.google.com/file/d/1QLSVjaS6_ptOxENt68o6PU1G6KURR2QK/view?usp=sharing</a></p>

	Monday	Tuesday	Wednesday	Thursday	Friday
	big brown bear		worksheet on Seesaw or in your take home pack from Monday to go with the story Buttons. Please complete these two activities.		Tell a family member what the story was about. What happened at the beginning, the middle and the end of the story?
<b>Break</b>	Break (30 mins) Eat & Play	Break (30 mins) Eat & Play	Break (30 mins) Eat & Play	Break (30 mins) Eat & Play	Break (30 mins) Eat & Play
<b>Session 2</b>	<p><b>Mathematics - Revision</b></p> <p>Watch 'Sesame Street Count's Number of the Day – 11" on youtube <a href="https://www.youtube.com/watch?v=IQzjFvHMLvA">https://www.youtube.com/watch?v=IQzjFvHMLvA</a></p> <p>Complete the number 11 page in your Maths workbook.</p> <p><b>Guided Reading (in2era)</b></p> <p>Choose a book from in2era from your level to read to a family member. Website: www.in2era.com.au</p> <p>Log in: reading2020 Password: reading2020</p>	<p><b>Mathematics – Revision</b></p> <p>Watch 'Sesame Street Count's Number of the Day – 12" on youtube <a href="https://m.youtube.com/watch?v=Y89v5CSiDDc">https://m.youtube.com/watch?v=Y89v5CSiDDc</a></p> <p>Complete the number 12 page in your Maths workbook.</p> <p><b>Guided Reading (in2era)</b></p> <p>Re-read the book you read yesterday on in2era before choosing another book on the same level. Read your new book to a family member.</p> <p>Website: <a href="http://www.in2era.com.au">www.in2era.com.au</a></p>	<p><b>Mathematics</b></p> <p>Watch "Sesame Street: Count's Number of the Day -- 13" on youtube. <a href="https://www.youtube.com/watch?v=P_7ZkDFvmIA">https://www.youtube.com/watch?v=P_7ZkDFvmIA</a></p> <p>Can you find the number 13 in your house? Take a photo or draw a picture of it.</p> <p>Can you find 13 of the same items in your house? E.g. 13 rubber bands, 13 paperclips, 13 pencils, etc</p> <p>Complete the number 13 page in your Maths workbook.</p>	<p><b>Mathematics</b></p> <p>Listen to "The Teen Numbers Song" on youtube - <a href="https://www.youtube.com/watch?v=1W5aYi3lkho">https://www.youtube.com/watch?v=1W5aYi3lkho</a></p> <p>Practice writing your numbers up to 13.</p> <p>Practice counting forwards to and backwards from 13.</p> <p>Play the <b>Before and After game</b> with a family member.</p> <p><b>Instructions:</b> Player number 1 thinks of a number between 0 and 13 and player number 2 has to try and guess the</p>	<p><b>Mathematics/PDHPE</b></p> <p>Physical Challenge: Use a timer or stopwatch on your parent's phone to count the seconds for this challenge.</p> <ol style="list-style-type: none"> <li>1. How many times can you jump in 20 seconds?</li> <li>2. How many times can you write your name in 15 seconds?</li> <li>3. How many times can you clap in 10 seconds?</li> <li>4. How many times can you stand up and then sit down with your legs crossed in 13 seconds?</li> </ol>

Monday	Tuesday	Wednesday	Thursday	Friday
Choose a game to play.	Log in: reading2020 Password: reading2020 Choose a game to play.	Practice counting forwards to and backwards from 13.	<p>number player 1 is thinking of. Player number 1 responds with “the number is higher” or “the number is lower” until player number 2 correctly guesses the number.</p> <p><b>Get Creative with the number 13</b></p> <p><b>-Art: Rainbow Writing</b></p> <p>Write the number 13 in colour and use 3 or 4 different colours to trace over the number so it looks like a rainbow.</p>  <p><b>Physical Challenge</b></p> <p>Can you stamp your feet 13 times?</p> <p>Can you wave 13 times?</p> <p>Can you jump up and</p>	<p>5.How many star jumps can you do in 60 seconds?</p> <p><b>Optional:</b> Toast a piece of bread and boil an egg with your parent. What took a long time to cook? What took a short time to cook?</p>

	Monday	Tuesday	Wednesday	Thursday	Friday
				down 13 times? Can you shake your hips 13 times?	
<b>Break</b>	Break (1 hour) Eat & Play	Break (1 hour) Eat & Play	Break (1 hour) Eat & Play	Break (1 hour) Eat & Play	Break (1 hour) Eat & Play
<b>Session 3</b>	<p><b>Creative Arts</b></p> <p>Listen to the story 'Bears in the Bath' by Shirley Parenteau  <a href="https://www.youtube.com/watch?v=qU6w1wgX_0U&amp;pbjreload=10">https://www.youtube.com/watch?v=qU6w1wgX_0U&amp;pbjreload=10</a></p> <p>Complete this directed drawing of a bear. Try to use an A4 sized sheet of paper. Please remember to take your time and colour it in neatly.  <a href="https://m.youtube.com/watch?v=C0FaQ58oTbE">https://m.youtube.com/watch?v=C0FaQ58oTbE</a></p> <p>Make sure to keep this picture safe for tomorrows activity.</p>	<p><b>Community Language</b></p>	<p><b>Science and technology</b></p> <p>Watch the YouTube video- 'Material Song'  <a href="https://www.youtube.com/watch?v=WinXpFTem_po">https://www.youtube.com/watch?v=WinXpFTem_po</a></p> <p>Discuss with a family member that fabric and paper are different materials used for different things. Go on a scavenger hunt with a member of your family to find objects that are made of fabric and paper. Have a think about why umbrellas aren't made out of paper, or why we don't draw on fabric.</p>	<p><b>Science and Technology</b></p> <p>Go on a scavenger hunt around the house to find one object made out of each of the following materials:</p> <ul style="list-style-type: none"> <li>• Metal</li> <li>• Wood</li> <li>• Glass</li> <li>• Plastic</li> <li>• Fabric</li> <li>• Paper</li> </ul> <p>Describe to a family member what each object is made of and how it looks and feels. What is each item used for?</p>	<p><b>PDHPE</b></p> <p>Road Safety- Learn the Pedestrian Safety Song (Seesaw link).</p> <p>Learn a new road safety rule: 'You must get out of the car on the footpath side. You should not get out of the car on the roadside as this can be very dangerous'.</p> <p>Discuss with a family member why it is important to get out of the car on the footpath side.</p> <p>Arrange four chairs into a car formation with front seats and back seats.</p>



## Ideas to develop literacy

### rdough

Use to create letters, words or objects to match a word

### netic letters

Match letters to letters or words in a familiar book or to sight words  
Sort letters by colour or shape

Make rhyming words by changing the initial letter e.g. cat, mat, hat

Make new words by changing initial or final letters e.g. can, cap, map, mop, top

Use letters to make any words they know e.g. their name

### ing

Sort pictures based on their initial sounds e.g. desk, duck

Sort pictures/words with a particular vowel e.g. a: hat, cat; o: mop, box

### ching

Match words to pictures or pictures to words

Puzzles – matching picture to word

Match sentence beginnings and endings (type a simple sentence and cut up for child to put back together and then read the sentence to check)

Match labels (e.g. post-it notes) to objects around the house

Sight word cards - Give 2 of each word (shuffled) for child to match up.

### ating

Find all the words on a page which begin with a certain letter

Find known sight words on a page of a book you are reading together

### r reading

Read to a sibling or different family member

Retell or talk about a book they have read to another person

### wing

Draw a picture of their favourite character or scene from a book

### pping Catalogues

Browse and ask your child to name (verbally) or label (in writing) known objects e.g. food items

### ening - with headphones

Listen to stories read by actors on Storyline Online: <http://www.storylineonline.net/>

### matic Play

Provide a box of accessories e.g. hats to role play following the reading of a book

### dwriting

Sand tray or soft sand paper - use their finger to 'write' letters or words

Write their letters or words in the air using their finger

Write on an easel (supports pencil grip)

Rainbow spelling – write known words or spelling words in different colours

Monday

Tuesday

Wednesday














Thursday

Friday

Practise entering and exiting a vehicle safely.



# Activities and ideas for home for primary and early learners

- Try some origami  Create an obstacle course
- Learn a magic trick  Paint or draw a picture
- Take photos of 10 living things  Build a blanket fort
- Make your own kite  Try a new board game
- Play Limbo  Write a letter to your future self
- Hold a tea-party  Make a time capsule
- Play hide and seek  Open a pretend store
- Look at photo albums  Have a paper plane contest
- Play dress up  Try Yoga
- Learn a new card game  Put on a play
- Create a treasure hunt  Write or recite a poem
- Make handmade presents  Choreograph a dance
- Play water bottle bowling 
- Build the tallest tower 